

Children and Gender Inequality: Evidence from Denmark[†]

By HENRIK KLEVEN, CAMILLE LANDAIS, AND JAKOB EGHOLT SØGAARD*

Using Danish administrative data, we study the impacts of children on gender inequality in the labor market. The arrival of children creates a long-run gender gap in earnings of around 20 percent driven by hours worked, participation, and wage rates. We identify mechanisms driving these “child penalties” in terms of occupation, sector, and firm choices. We find that the fraction of gender inequality caused by child penalties has featured a dramatic increase over the last three to four decades. Finally, we show that child penalties are transmitted through generations, from parents to daughters, suggesting an influence of childhood environment on gender identity. (JEL D63, J13, J16, J22, J31, J71)

Despite considerable gender convergence over the last century, gender inequality in earnings and wage rates continues to be substantial in all countries, and the process of convergence has slowed down. The early literature on gender inequality in the labor market focused on the role of human capital and discrimination (Altonji and Blank 1999), but the disappearance of gender differences in education and the implementation of anti-discrimination policies suggest that the explanation for the remaining gender gap lies elsewhere. Based on administrative data from Denmark, we provide a simple explanation for the persistence of gender inequality: the effects of children on the careers of women relative to men are large and have not fallen over time. As a result, almost all of the remaining gender inequality can be attributed to children.

To estimate the impact of children on the labor market trajectories of women relative to men, we adopt a quasi-experimental approach based on event studies around the birth of the first child. For a range of labor market outcomes, we find large and sharp effects of children: women and men evolve in parallel until the birth of their first child, diverge sharply immediately after childbirth, and do not converge

*Kleven: Department of Economics and the Woodrow Wilson School, Princeton University, 238 Julis Romo Rabinowitz Building, Princeton, NJ 08544, and NBER (email: kleven@princeton.edu); Landais: London School of Economics, Houghton Street, London WC2A 2AE (email: c.landais@lse.ac.uk); Sogaard: Department of Economics, University of Copenhagen, øster Farimagsgade 5, Building 26, 1353 Copenhagen K (email: jes@econ.ku.dk). Benjamin Olken was coeditor for this article. We thank Oriana Bandiera, Tim Besley, Raj Chetty, Claudia Goldin, Hilary Hoynes, Lawrence Katz, Gilat Levy, Marjorie McElroy, Suresh Naidu, Torsten Persson, four anonymous referees, and numerous seminar participants for helpful comments and discussions. Kleven gratefully acknowledges support from ERC grant 681696-DEPP, while both Kleven and Sogaard gratefully acknowledge support from the Center for Economic Behavior and Inequality (CEBI) at the University of Copenhagen, financed by grant DNR134 from the Danish National Research Foundation. Landais gratefully acknowledges support from ERC grant 679704-DYNAMICSS.

[†]Go to <https://doi.org/10.1257/app.20180010> to visit the article page for additional materials and author disclosure statement(s) or to comment in the online discussion forum.

again. Defining the “child penalty” as the percentage by which women fall behind men due to children, we find that the long-run child penalty in earnings equals about 20 percent over the period 1980–2013.¹ This should be interpreted as a total penalty including the costs of children born after the first one, and we show that the penalty is increasing with the number of children. The earnings penalty can come from three margins—labor force participation, hours of work, and the wage rate—and we find sharp effects on all three margins that are roughly equal in size.

We also use the event study approach to shed light on a range of underlying mechanisms that may drive the earnings and wage rate impacts. We show that children affect the job characteristics of women relative to men in a way that favor family amenities over pecuniary rewards. Specifically, just after the birth of the first child, women start falling behind men in terms of their occupational rank and their probability of becoming manager. Furthermore, women switch jobs to firms that are more “family friendly” proxied either by being in the public sector (which is known for its family friendliness) or by having women with young children in the management. The importance of the family friendliness of occupations and firms for gender equality has been much discussed in recent work (e.g., Goldin 2014, Goldin and Katz 2016), but here we provide clean event-study evidence that these qualitative dimensions directly respond to the arrival of children.

Having estimated child penalties in the full population—allowing them to vary both across event time and across birth cohorts—we are able to decompose aggregate gender inequality over time into child-related inequality and residual inequality. We show that the fraction of total earnings inequality caused by child penalties has doubled over time, from about 40 percent in 1980 to about 80 percent in 2013. This dramatic change reflects a combination of two underlying changes: (i) child-related gender inequality in earnings has increased from about 18 percent to 20 percent, and (ii) total gender inequality in earnings has fallen from about 46 percent to 24 percent. To understand the first effect, note that although the child penalty in percentage terms has fallen slightly over time, the penalty operates on a larger base due to general increases in the earnings of women relative to men. While existing work points to the importance of parenthood for gender gaps, our decomposition analysis goes further by quantifying just how much of aggregate gender inequality is due to children and how this has evolved over time. The striking finding from this analysis is that over time gender inequality converges to the impact of children.

It is worth highlighting that our dynamic decomposition analysis represents a departure from standard gender-gap decompositions (see Blau and Kahn 2017 for a review) both in terms of the variation used for identification (within-person variation as opposed to cross-sectional variation) and in terms of the question asked. Standard decomposition approaches focus on the extent to which men and women receive unequal pay for equal work—the unexplained gender gap after controlling for human capital and labor market variables, but not children. By contrast, our goal is

¹ We use the term “child penalty” throughout the paper because it is a standard term in the literature. However, whether or not this should be viewed as a “penalty” on women depends on the underlying mechanisms driving it. For example, if the effect is driven by women voluntarily selecting into positions that have valuable family amenities (but lower wages), then the effect is not necessarily a penalty as such. We present evidence on such mechanisms as described below.

to study the impact of children on gender inequality, not controlling for labor market variables (such as occupation and firm choices) that are transmission mechanisms for children. This is a conceptually different question: Even with perfectly equal pay for equal work—a zero gap in standard decompositions—our analysis would still show large child-related gender inequality as equal work is in practice not an option for most women with children.²

Why are female child penalties so persistent after decades of effort to create gender equality through equal opportunity legislation, child care policies, and job-protected parental leave? While fully answering this question is beyond the scope of our paper, we provide evidence on one possible explanation: child penalties are transmitted through generations. We estimate the intergenerational transmission of child penalties by exploiting that our administrative measure of hours worked goes back to 1964, allowing us to relate the estimated child penalties between 1980–2013 to the within-family work history one generation before. We find that female child penalties are strongly related to the labor supply history of the maternal grandparents, but not the paternal grandparents, even after controlling for a rich set of family characteristics. For example, in traditional families, where the mother works very little compared to the father, their daughter incurs a larger child penalty when she eventually becomes a mother herself. Our findings are consistent with an influence of nurture in the formation of women's preferences over family and career. This analysis is related to the work by Fernández, Fogli, and Olivetti (2004), but focusing on the intergenerational transmission of child penalties (as opposed to labor supply levels) between parents and their daughters (as opposed to daughters-in-law). The analysis is also related to recent work on the importance of gender identity norms for labor market outcomes (Bertrand 2011; Bertrand, Pan, and Kamenica 2013). Our findings suggest that female gender identity is formed during a girl's childhood based on the gender roles of her parents.

Our paper contributes primarily to two literatures. First and foremost, we contribute to the enormous literature on gender inequality in the labor market as reviewed by, for example, Altonji and Blank (1999), Bertrand (2011), Blau and Kahn (2017), and Olivetti and Petrongolo (2016). Much of this literature has focused on the role of human capital, occupation, and discrimination in explaining gender gaps, but there is also a sizeable amount of work on the role of parenthood. This includes papers by Waldfogel (1998); Lundberg and Rose (2000); Sigle-Rushton and Waldfogel (2007a, b); Correll, Benard, and Paik (2007); Paull (2008); Bertrand, Goldin, and Katz (2010); Wilde, Batchelder, and Ellwood (2010); Fernández-Kranz, Lacuesta, and Rodríguez-Planas (2013); Fitzenberger, Sommerfeld, and Steffes (2013); Goldin (2014); Adda, Dustmann, and Stevens (2017); Angelov, Johansson, and Lindahl (2016); and Goldin and Katz (2016). Our paper is most closely related to the case study of MBA graduates from Chicago Booth School of Business by Bertrand, Goldin, and Katz (2010), and to the paper by Angelov, Johansson, and Lindahl (2016) who estimate child penalties in

²Our finding that child penalties represent an increasing share of gender inequality over time is consistent with the observation from standard cross-sectional decomposition analyses that the unexplained part of the gender gap has been increasing over time (see, e.g., Goldin 2014, Blau and Kahn 2017). A contribution of our event study-based decomposition analysis is to show, in a causal sense, that the unequal effects of children are responsible for the increasing share of the unexplained gender gap.

annual earnings and monthly wage rates using Swedish administrative data and an event study approach. Starting from related event studies, we contribute to the literature by providing evidence on mechanisms (the dynamics of occupation, sector, and firm choices), by investigating causal identification using different approaches, by developing a dynamic decomposition approach to estimating long-run trends in child-related gender inequality, and finally by studying the intergenerational transmission of child penalties.

Second, we also contribute to the literature on children and family labor supply. This literature has focused on the potential endogeneity of children (e.g., Browning 1992), proposing instruments for the number of children, such as twin births (Rosenzweig and Wolpin 1980, Bronars and Grogger 1994) and sibling sex mix (Angrist and Evans 1998). While our primary objective is to study gender inequality, our analysis also yields estimates of the impact of children on hours worked and labor force participation separately for males and females. Our event study approach relies on a different source of variation and captures a different impact than the existing IV-approaches. As we clarify, the event study approach has the potential to capture the global treatment effect of all children in the population, as opposed to only the local treatment effect of a second child or a third child obtained from the twin or sibling sex mix instruments.³ We provide two identification checks of the event study approach. First, we compare the local treatment effect of a third child based on a sex-mix IV to the local treatment effect of a third child that can be obtained from our event study approach. We show that the IV estimates and the event study estimates are almost perfectly aligned. Second, we provide a difference-in-differences extension of our event study, using those who never have children as a control group. The difference-in-differences event study produces impacts of children that are very similar to our baseline results.

Finally, we note that children may have two conceptually different effects on labor market outcomes. One is a pre-child effect of anticipated fertility: women may invest less in education or select family-friendly career paths in anticipation of motherhood. The other is a post-child effect of realized fertility: women changing their hours worked, occupation, sector, firm, etc., in response to actual motherhood. The event study approach cannot capture the pre-child effect; it is designed to identify only the post-child effect. If women invest less in education and career in anticipation of motherhood, then our estimated child penalties represent lower bounds on the total lifetime impacts of children. The fact that these child penalties can account for most of the current gender inequality leaves relatively little room for pre-child effects to operate today, but it is possible that such effects were more important at the beginning of the period we study.⁴ We provide descriptive evidence that, while the effect of child penalties on gender inequality has been growing over time, the effect of pre-child human capital investments has fallen. This is consistent with a shift from pre-effects

³We focus on the twin and sex-mix instruments as these have been the most influential approaches, but other instruments have been proposed that might help uncover the effect of the first child as well. These instruments include miscarriages (Hotz, McElroy, and Sanders 2005), infertility shocks (Agüero and Marks 2008), and IVF treatment outcomes (Lundborg, Plug, and Rasmussen 2014).

⁴In general, identifying anticipation effects of children is difficult without making strong structural assumptions, and we make no such attempt here. Taking a structural approach, Adda, Dustmann, and Stevens (2017) estimates that occupational choices due to anticipated fertility represent a very small fraction of the total earnings loss from children.

to post-effects of children as a society develops: while women used to pay the career cost of children upfront, they now invest in education and careers almost at the level of men, but still end up paying the child penalty after motherhood.

The paper is organized as follows. Section I describes the institutional background and data. Section II lays out the event study methodology and estimates the impacts of children. Section III presents our dynamic decomposition of gender inequality. Section IV analyzes intergenerational transmission, and Section V concludes.

I. Institutional Background and Data

A. Institutional Background

Scandinavian countries have been praised for offering better opportunities for women to balance career and family than most other countries. This view is based on the presence of generous family policies—job-protected parental leave and public provision of child care—and a perception that gender norms are comparatively egalitarian in Scandinavia. Consistent with this view, Denmark has one of the highest female labor force participation rates in the world, currently around 80 percent as opposed to around 70 percent in the United States, and it has almost no remaining gender gap in participation rates.

The perception of Scandinavia as being gender equal is not without merit, but two figures in the online Appendix give rise to pause. Online Appendix Figure A.I shows that the gender gap in earnings is still substantial in Scandinavian countries, and that it is no longer very different from the gender gap observed in the United States. That is, while gender inequality in Denmark used to be dramatically lower than in the United States, the gender pay gap is currently between 15–20 percent in both countries and appears to have stabilized at that level. Despite the presence of very different public policies and labor markets in these countries, their gender gaps are converging over time.

Online Appendix Figure A.II probes the idea that gender norms are more egalitarian in Scandinavia than elsewhere. The evidence presented is based on questions from the International Social Survey Program (ISSP) on the attitudes that people have toward market work by women with and without children. Two insights emerge from the figure. One is that gender attitudes are still quite traditional—essentially that women should not be working full time when they have children living at home—and the other is that different countries are very similar in holding this view. While the Scandinavian populations are somewhat more open to the idea that women with young children work part time (rather than staying at home entirely) compared to the United States, the similarities in gender attitudes stand out much more than the differences. Overall, the evidence in online Appendix Figures A.I–A.II raises doubts about the degree to which Scandinavian countries are strong outliers in terms of gender equality in the labor market.

The policy environment in Denmark is one that combines large tax-transfer distortions (which may affect the gender gap due to differential labor supply elasticities between men and women) and generous family policies intended to support female labor supply. As shown by Kleven (2014), the effective tax rate on labor earnings

is exceptionally large in Denmark, but so are the implicit subsidies to labor supply through publicly provided child care and public spending on other goods that are complementary to working (transportation, elder care, education, etc.). Over the period we consider, public child care is universally provided at a heavily subsidized price from around 6–12 months after birth. Until the child reaches the age where public child care becomes available, there is job-protected and paid maternity and parental leave. Up until 2001, parents were offered 14 weeks of maternity leave followed by 10 weeks of parental leave to be shared between the mother and father. Since 2002, this has been extended to 18 weeks of maternity leave and 32 weeks of parental leave. Hence, throughout the period we consider, parents were covered first by paid leave and then by public child care, with no gap between the two.

B. Data

The analysis is based on administrative data for the full population in Denmark between 1980–2013. For the study of intergenerational transmission we exploit additional administrative data going back to 1964. The Danish data combine several administrative registers (linked at the individual level via personal identification numbers) and contain rich information on children, earnings, labor supply, occupation, firms, education, and many other variables. Crucially, the data allows us to link family members, generations, and workers with firms.

Our main event study analysis is based on *first* childbirths where the parents are observed every year between five years before having a child and ten years after. We are thus focusing on first childbirths between 1985–2003, where the parents are known, alive, and reside in Denmark throughout a 15-year window around the birth. We do not impose restrictions on the relationship status of the parents: we include all individuals who have a child in a given year and follow them through the 15-year window whether or not they are married, cohabiting, separated, divorced, or have not yet formed a couple in any given year. This leaves us with a core estimation sample of around 470,000 births or 15,040,000 individual-year observations.

We estimate child penalties in earnings, labor force participation, hours worked, and wage rates (earnings/hours worked for those who are working). Our ability to estimate child penalties in hours worked and wage rates using sharp event studies relies on a unique administrative and third-party reported measure of hours worked that is available for the full population. This measure comes from a mandated pension scheme introduced in 1964—*Arbejdsmarkedets Tillægspension* (ATP)—that requires all employers to contribute on behalf of their employees based on individual hours worked.⁵ The pension contribution is a function of hours worked in discrete steps, namely four bins of weekly hours (0–8, 9–17, 18–26, 27–) for someone paid weekly or four bins of monthly hours (0–38, 39–77, 78–116, 117–) for someone paid monthly, with the latter being much more common. Hence, the annual pension contribution for someone paid monthly depends on $\sum_{i=1}^{12} h_i$, where monthly hours h_i has 4 steps (corresponding to the lower bound of each interval), which gives an

⁵The scheme also covers self-employed individuals who contribute on their own behalf.

annual hours measure in 37 steps ($= 4 \times 12 - 12 + 1$). Our measure of the wage rate is defined as earnings divided by this ATP hours measure.

Because the ATP hours measure is capped, it does not capture marginal hours adjustments for those working every month of the year in the highest hours bin. For a given child penalty in earnings, this will make us underestimate the penalty in hours worked and correspondingly overestimate the penalty in wage rates. The hours measure does capture larger labor supply adjustments such as switches to different levels of part-time work and work interruptions within the year, which are important adjustments for women with children. The key advantage of our measure is that it is precisely measured for the full population over a very long time period, unlike labor market surveys that have considerable measurement error and small samples.

II. Impacts of Children

A. Event Study Methodology

The ideal experiment for studying the impact of children would be to randomize fertility. Absent such an experiment, researchers have proposed instruments for the number of children such as twin births (Rosenzweig and Wolpin 1980, Bronars and Grogger 1994) and sibling sex mix (Angrist and Evans 1998). Such instruments can provide insights on the local effect of a second child or a third child, but they cannot provide estimates of the total effect of children—and in particular of the first child—in the population. This limits the usefulness of such approaches for our agenda, which is to understand the implications of parenthood for gender inequality. To investigate this question, we adopt an event study approach based on sharp changes around the birth of the first child for mothers relative to fathers. Although fertility choices are not exogenous, the event of having a first child generates sharp changes in labor market outcomes that are arguably orthogonal to unobserved determinants of those outcomes as they should evolve smoothly over time. The event study approach has the additional advantages of tracing out the full dynamic trajectory of the effects, and of being very precise, as it exploits individual-level variation in the timing of first births. We spell out the identification assumptions of our approach in online Appendix B.

For each parent in the data, we denote the year in which the individual has his/her first child by $t = 0$, and index all years relative to that year. Our baseline specification considers a balanced panel of parents who we observe every year between 5 years before having their first child and 10 years after, and so event time t runs from -5 to $+10$. To investigate the very long run, we also present results for a sample of parents who we observe up to 20 years after the birth of their first child. We study the evolution of a wide set of labor market outcomes as a function of event time. Specifically, denoting by Y_{ist}^g the outcome of interest for individual i of gender g in year s and at event time t , we run the following regression separately for men and women:

$$(1) Y_{ist}^g = \sum_{j \neq -1} \alpha_j^g \cdot \mathbf{I}[j = t] + \sum_k \beta_k^g \cdot \mathbf{I}[k = age_{is}] + \sum_y \gamma_y^g \cdot \mathbf{I}[y = s] + \nu_{ist}^g$$

where we include a full set of event time dummies (first term on the right-hand side), age dummies (second term), and year dummies (third term). We omit the event time dummy at $t = -1$, implying that the event time coefficients measure the impact of children relative to the year just before the first childbirth. If we did not include age and year dummies, the estimated event coefficients $\hat{\alpha}_t^g$ would correspond simply to the mean value of the outcome at event time t , relative to the year before birth. By including a full set of age dummies, we control nonparametrically for underlying life-cycle trends, and by including a full set of year dummies, we control nonparametrically for time trends such as wage inflation and business cycles. We are able to identify the effects of all three sets of dummies because, conditional on age and year, there is variation in event time driven by variation in the age at which individuals have their first child. The inclusion of age dummies is important for comparing men and women because women tend to be younger than men when having their first child.

We specify equation (1) in levels rather than in logs to be able to keep the zeros in the data (due to nonparticipation). We convert the estimated level effects into percentages by calculating $P_t^g \equiv \hat{\alpha}_t^g / E[\tilde{Y}_{ist}^g | t]$, where \tilde{Y}_{ist}^g is the predicted outcome when omitting the contribution of the event dummies, i.e., $\tilde{Y}_{ist}^g \equiv \sum_k \hat{\beta}_k^g \cdot \mathbf{I}[k = \text{age}_{is}] + \sum_y \hat{\gamma}_y^g \cdot \mathbf{I}[y = s]$. Hence, P_t^g captures the year- t effect of children as a percentage of the counterfactual outcome absent children. Estimating percentage effects based on a level-specification (rather than a log-specification) may raise the concern that the estimates are mainly driven by the effects at the top of the distribution, especially when considering earnings as the outcome. We will present quantile regressions of (1) that rule out this concern.

Having estimated the impacts of children on women and men separately, we define a *child penalty* on women relative to men at event time t as

$$(2) \quad P_t \equiv \frac{\hat{\alpha}_t^m - \hat{\alpha}_t^w}{E[\tilde{Y}_{ist}^w | t]}.$$

This child penalty measures the percentage by which women are falling behind men due to children at event time t . Two points are worth noting about this measure. First, while the identification of short-term child penalties (say P_0 or P_1) rely primarily on a smoothness assumption common to all event studies, the identification of long-term penalties (say P_{10} or P_{20}) requires stronger assumptions and may call for the use of a control group (such as men and women who do not have children) or an instrument. We verify our event study estimates using these alternative strategies later. Second, while our approach is based on the event of having the first child, long-run child penalties will include the impact of children born after the first one, unless of course we condition the sample on having only one child in total. Hence, long-run child penalties have the potential to capture the total effect of children on gender inequality.

B. Estimating the Impacts of Children

In this section, we present estimates of the impacts of children on the trajectory of a wide range of labor market outcomes for men and women. We start by showing impacts on earnings, labor supply, and wage rates, and then turn to the underlying

anatomy of these impacts by showing how occupation, firm, and sector choices by men and women respond to children.

Impacts on Earnings, Labor Supply, and Wage Rates.—Figure 1 plots the gender-specific impacts of children P_t^m, P_t^w across event time. As defined above, these are outcomes at event time t relative to the year before the first childbirth ($t = -1$), having controlled nonparametrically for age and time trends. The figure includes 95 percent confidence bands around the event coefficients, although these are not always clearly visible due to the high precision of our data. Panel A starts by showing total earnings before taxes and transfers. We see that, once life-cycle and time trends are taken out, the earnings of men and women evolve in an almost parallel fashion until parenthood. But at the precise moment the first child arrives, the earnings paths of men and women diverge: women experience an immediate drop in gross earnings of almost 30 percent, while men experience no visible change in their earnings. In the years following the initial drop, the earnings of women never converge back to their original level. Ten years after the birth of a first child, female earnings have stabilized at around 20 percent below its level just before childbirth, whereas male earnings are essentially unaffected by children. As shown in the figure, the child penalty in the earnings of women relative to men is equal to 19.4 percent after 10 years.

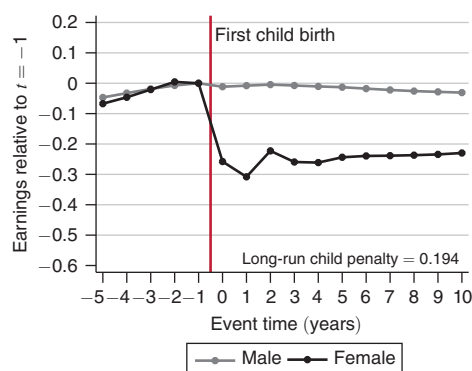
These earnings impacts can come from three margins: hours worked, labor force participation, and the wage rate. Panels B–D of Figure 1 show that all three margins are in play. For each of these outcomes, the trajectories of men and women are almost exactly parallel prior to having children and then diverge sharply immediately after the arrival of the first child. The gaps that open up in labor supply and wage rates are driven entirely by negative impacts on women, while men are unaffected.⁶ For all outcomes, the gender gaps are very stable from around event time three, and women show no sign of labor market recovery ten years after the first child. Interestingly, the estimated long-run penalties in hours, participation, and wage rates are similar in magnitude, implying that these margins are roughly equally important for the earnings impacts.⁷ While our primary goal in this paper is to understand gender inequality, we note that the event studies of working hours and participation contribute to the large literature on family labor supply and fertility by providing clean estimates of the labor supply implications of the first child.

Our baseline specification shows that the impact of children is persistent over a ten-year horizon, but it is of course interesting to study the impact over an even longer horizon. Hence, Figure 2 considers an event study horizon that includes 20 years after the birth of the first child. For this exercise, we expand from the balanced panel of parents who have their first child between 1985–2003 to an unbalanced panel of

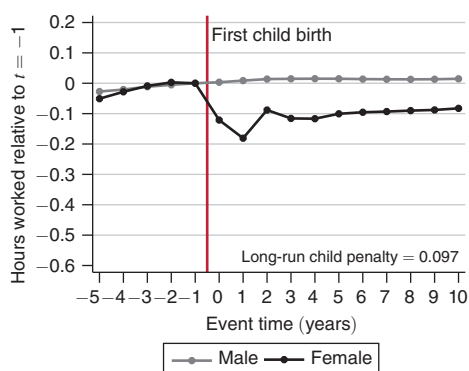
⁶Our measures of hours worked and wage rates are conditional on labor force participation. The estimated effects in panels B and D, therefore, include any selection effects into participation. If, as traditional selection models would predict, workers are positively selected on wage rates, then the true magnitude of the negative impact of children on female wage rates would be *larger* than implied by our estimates.

⁷The child penalties in panels B–D of Figure 1 are unconditional penalties: when estimating the effect of parenthood on one particular margin, we are not controlling for the other two margins in the regression. This explains why the long-run penalties on the three margins do not sum up to the overall earnings penalty.

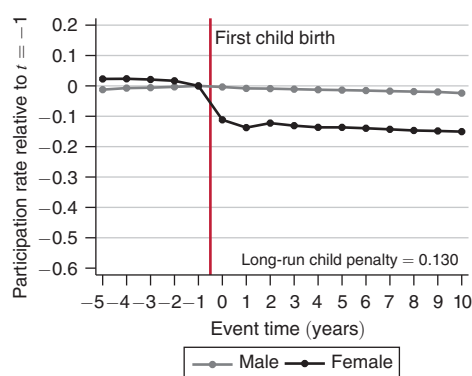
Panel A. Earnings



Panel B. Hours worked



Panel C. Participation rates



Panel D. Wage rates

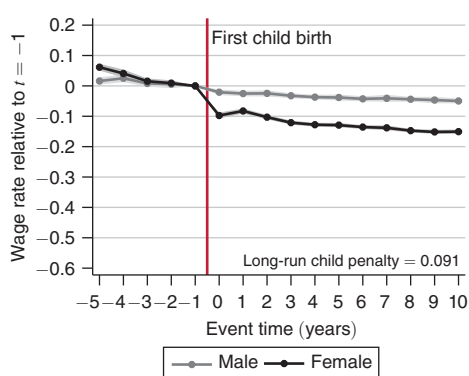


FIGURE 1. IMPACTS OF CHILDREN

Notes: The figure shows event time coefficients estimated from equation (1) as a percentage of the counterfactual outcome, absent children (i.e., $P_t^g \equiv \hat{\alpha}_t^g / E[\tilde{Y}_{ist}^g | t]$ as defined in Section IIA) for men and women separately and for different outcomes. Each panel also reports a “child penalty”—the percentage by which women are falling behind men due to children—defined as $P_t \equiv (\hat{\alpha}_t^m - \hat{\alpha}_t^w) / E[\tilde{Y}_{ist}^w | t]$. The long-run child penalty is measured at event time 10. All of these statistics are estimated on a balanced sample of parents who have their first child between 1985–2003 and who are observed in the data during the entire period between five years before and ten years after child birth. The effects on earnings and participation are estimated unconditional on employment status, while the effects on hours worked and wage rates are estimated conditional on participation. The shaded 95 percent confidence intervals are based on robust standard errors.

parents who have their first child at any time between 1970–2013. In this sample, we estimate cohort-specific event coefficients and show average coefficients for the birth cohorts 1985–2003. The figure shows how strikingly persistent the effects of children are. In fact, the earnings impact 20 years after childbirth is almost the same as the impact 10 years after. The only qualitative difference that emerges in the very long run is that hours worked do eventually begin to converge, while at the same time wage rates keep diverging. The combination of the narrowing hours gap and the widening wage rate gap produces a constant earnings gap.

We provide a number of extensions and robustness checks in the online Appendix. First, while our event study approach uses the birth of the first child, the evidence presented so far is based on the full population of parents, irrespective of the total

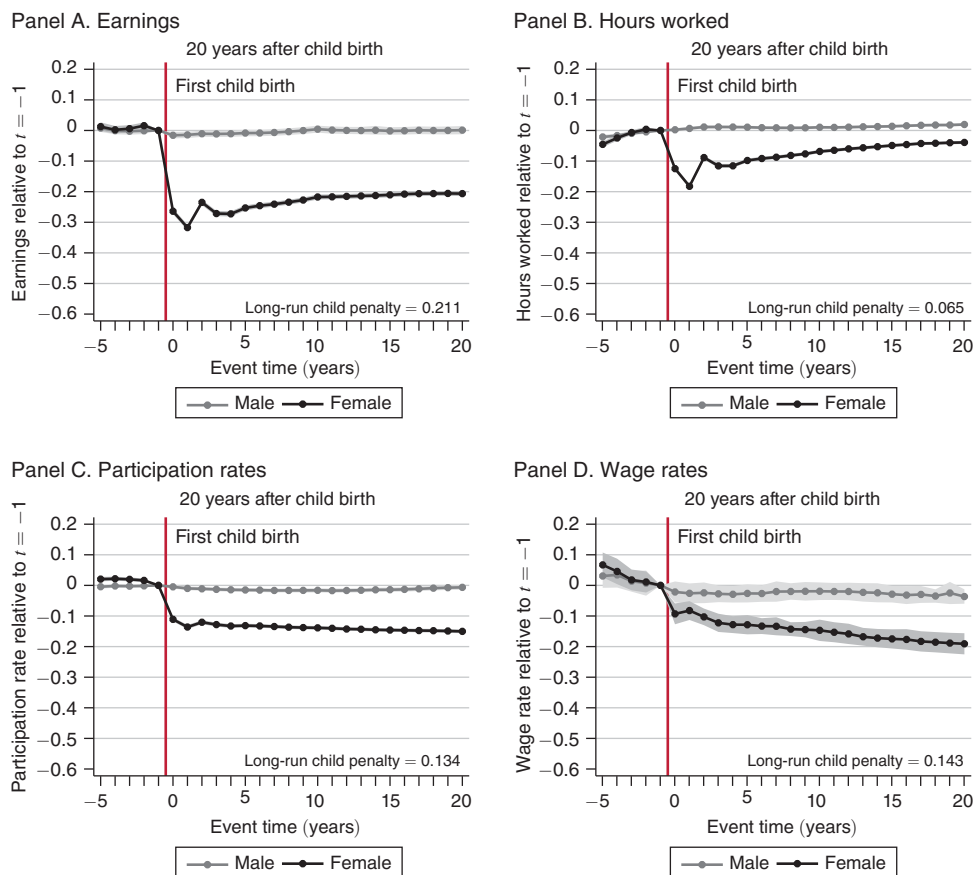


FIGURE 2. IMPACTS OF CHILDREN IN THE VERY LONG RUN

Notes: This figure is constructed in the same way as Figure 1, but expanding the event time window to include 20 years after the birth of the first child. In order to do this, we expand from the previously balanced panel of parents who have their first child between 1985–2003 to a unbalanced panel of parents who have their first child at any time after 1970, and who are observed in the data for the maximum years allowed by our data window. On this sample, we estimate cohort-specific event dummies similar to the specification in equation (3) and compute $P_t^g \equiv \hat{\alpha}_t^g / E[\hat{Y}_{ist}^g | t]$ similar to Figure 1, using the average estimated event coefficients for the birth cohorts 1985–2003. The long-run child penalty is measured at event time 20. The shaded 95 percent confidence intervals are based on robust standard errors.

number of children they end up having. This implies that the dynamic patterns include the effects of children born after the first one, and the estimated long-run impacts should be interpreted as capturing the total impact of all children. To explore the implications of multiple children, online Appendix Figure A.III replicates the event study in earnings in subsamples that condition on total fertility (1, 2, 3, or 4 children). The impact of children is very sharp in all four family types, and the long-run child penalty increases by 7–10 percentage points per child. The short-run impact of the first child is about the same across families with 1, 2, or 3 children (a gender gap of 25–30 percent at event times 0 and 1), and only gradually do the different family sizes diverge as more children arrive in the larger families. In families with four children, on the other hand, the impact is larger from the outset, suggesting

that these families anticipate that they will have many children and divide gender roles immediately after the first one.⁸

Second, in the event graphs presented so far, the drop in earnings and labor supply in year zero is not much larger than the drop in subsequent years. This may seem surprising given the extra time taken off for maternity leave immediately following delivery. However, note that the use of calendar-year measures of earnings and labor supply create attenuation bias in the initial dip: as women give birth during year zero, some of the earnings and hours in this year were realized prior to childbirth. To investigate this point, online Appendix Figure A.IV reproduces the event study on a sample restricted to January births, in which case calendar time and event time coincide. Here, we do see a pronounced dip in event year zero as one would expect.⁹

Finally, the fact that we estimate percentage effects based on a level-specification (rather than a log-specification) implies that the estimates put more weight at the top of the distribution. If there is lots of heterogeneity in the impacts of children across the distribution, the mean impacts can be very different from the impacts further down the distribution. To address this concern, online Appendix Figure A.V shows median impacts of children on earnings and total hours worked. These quantile regressions are based on a 1/7 subsample, which makes the confidence bands somewhat larger. The results in the figure show that the median impacts are roughly similar to mean impacts, ruling out the concern that our results are representative mainly of the top of the distribution.

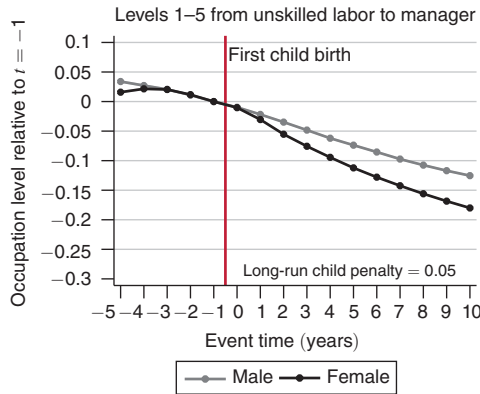
Impacts on Occupation, Sector, and Firm.—We have seen that motherhood is associated with large and persistent effects on earnings driven in roughly equal proportions by participation, hours of work, and wage rates. These empirical patterns, and especially the large wage rate effects, beg the question of what are the underlying mechanisms? One possibility is that women, once they become mothers, make career choices in qualitative dimensions (occupations, sectors, firms, etc.) that favor family amenities over pecuniary rewards. The importance of such effects has been much discussed (see e.g., Goldin 2014), and there is plenty of cross-sectional evidence showing that women with children work in different occupations and industries than women without children or men. Still, we are not aware of any evidence that these qualitative dimensions directly respond to children. We provide such evidence in this section.

The results are presented in Figure 3, which is based on the same specification as above. Panel A considers occupational rank in five levels: unskilled labor, skilled labor, white-collar work (low level), white-collar work (high level), and top manager. This ordering of occupations is consistent with an ordering based on average earnings or average wage rates in each occupation. This panel shows that men and women are on identical trends in terms of their occupational rank prior to becoming

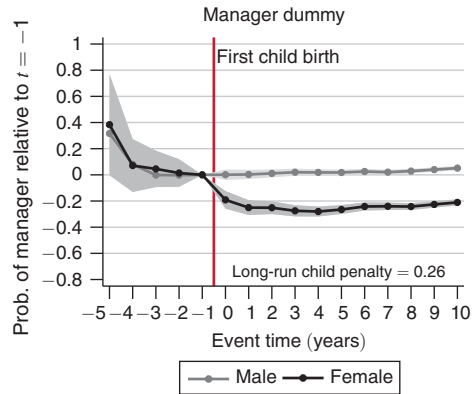
⁸Note that the event study graph for families with two children in panel B of online Figure A.III looks very similar to the graph for all families in Figure 1. This is natural given that the average completed fertility, conditional on having children, is close to two in Denmark.

⁹Focusing on January births also reveal a small drop in labor market outcomes in event year -1 , which can be explained by sick leave and maternity leave during pregnancy. In Denmark, women are eligible for maternity leave during the last four to eight weeks of pregnancy.

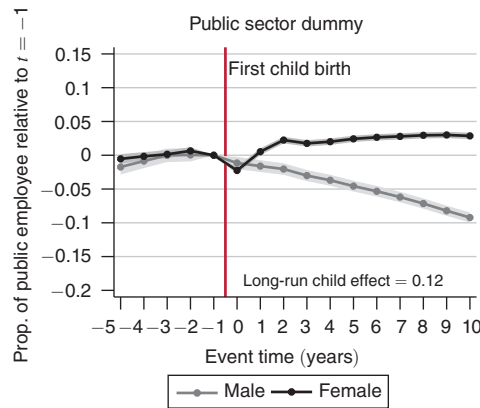
Panel A. Occupational rank



Panel B. Probability of being manager



Panel C. Probability of public sector job



Panel D. Probability of having a female manager with children

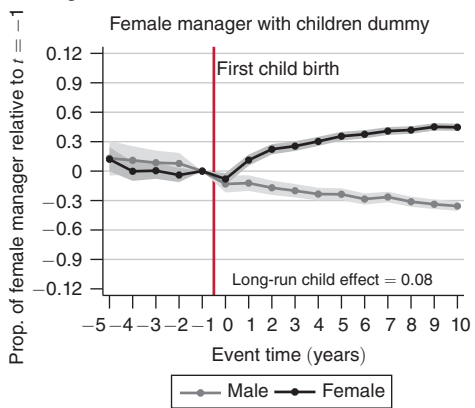


FIGURE 3. ANATOMY OF CHILD IMPACTS

Notes: The figure shows impacts of children on men and women P_t^m, P_t^w , as well as the long-run child penalty P_t (at event time 10) as defined in Section IIA. The effects on occupational rank are estimated conditional on not being self-employed or an assisting spouse. The effects on the probability of having a female manager with children below 15 is estimated conditional on being in a firm with at least 10 employees. The graphs in panels C and D take into account differential pre-trends between men and women. The shaded 95 percent confidence intervals are based on robust standard errors.

parents, but that women start falling behind men soon after parenthood.¹⁰ Note that the occupation graphs for men and women begin to diverge in event year one rather than in event year zero. This is natural given that women are giving birth during year zero, so that this year consists partly of a pre-birth period and partly of a period covered by job-protected parental leave. Hence, women do not have a strong incentive

¹⁰Notice that the impact of children is identified from the sharp changes in outcomes immediately following childbirth (for women relative to men) rather than from the smooth trends in outcomes. In panel A, there is a smooth downward trend in occupational rank for both men and women. Because we control for age and year fixed effects, these trends reflect that individuals who have children earlier in life tend to have lower occupational rank. This is a cross-sectional correlation in the data, not an effect of having kids.

to change occupation within year zero, but can wait until year one when they return to work.

Panel B also explores occupational rank, but focuses specifically on the probability of becoming manager. We see a clear and persistent drop in the female probability of being manager after parenthood, while there is no change in the male probability of being manager around parenthood. In the long run, the probability of rising to the manager level is reduced by 26 percent for women relative to men as a result of having children.

The bottom panels turn to the choice of work environment and, in particular, its family friendliness.¹¹ We first consider the link between children and the decision to work in the Danish public sector, which has a long tradition of focusing on working conditions rather than on wages. This includes flexible working hours, leave days when having sick children, and a favorable view on long parental leaves (see Nielsen, Simonsen, and Verner 2004 for a detailed description). It is therefore natural to expect that mothers would be induced to move into the public sector, a hypothesis that is confirmed in panel C. The probabilities of working in the public sector for men and women begin to diverge soon after having a child. As with occupation, the divergence starts in year one rather than in year zero, i.e., when women return to work after their parental leave. We estimate that, 10 years after childbirth, women are 12 percent more likely than men to work in the public sector as a result of parenthood.

Finally, panel D considers a proxy for the family friendliness of a work environment that also encompasses heterogeneity across firms in the private sector. Specifically, we proxy family friendliness based on whether the firm's management includes women with young children (below 15 years of age). The advantage of this measure is that it can capture many aspects of an otherwise complex, multidimensional concept. Having women with young children in management may reflect generous maternity leave schemes, tolerance toward sick days, flexible working hours, the possibility of working from home, etc. Because firms that have women with young children in management tend to offer lower wage rates, if women move into such firms following motherhood, this helps explain the wage rate penalties documented above.

The figure provides strong evidence that the family friendliness of women's work environment responds to motherhood. The male and female probabilities of working in a family-friendly firm are almost perfectly parallel until the arrival of the first child, but they start diverging shortly after childbirth. This effect is driven by mothers switching firms as opposed to within-firm increases in family friendliness: we find no effect on family friendliness when conditioning on staying in the same

¹¹ The specification underlying these panels departs from the baseline specification used so far. When considering sector and firm choices, there is a difference in pre-trends between men and women, even after controlling for age and year dummies. As these (smooth) pre-trends distract from the breaks around parenthood, panels C and D control for linear pre-trends. That is, we estimate a linear trend separately for men and women using only pre-event data, and then we run the main event study specification residualizing the outcome variable with the estimated pre-trend.

firm over time. The long-run effect of children on the probability of working in a family-friendly firm for women relative to men is equal to 8 percent.¹²

Identification.—Based on event studies around the birth of the first child, we have argued that women's career trajectories (but not men's) are causally affected by children in a range of quantitative and qualitative dimensions. Before moving to the next step of the analysis, we pause to consider the causal identification of these impacts. Specifically, while the identification of short-run effects in an event study design relies only on smoothness and is therefore relatively compelling, the identification of long-run effects requires stronger assumptions. Implicitly, our estimates of long-run child penalties are based on using men as controls for women. The presence of parallel pre-trends after controlling nonparametrically for lifecycle and time trends lends support to this assumption, but as we move further away from the event those pre-trends become less informative. Furthermore, it may be problematic to use men as a control group given that they are also treated by the event, even if the smoothness of male outcomes around childbirth suggests that in practice they are unaffected.

In online Appendix B, we lay out a conceptual framework for identification and provide two identification checks that we briefly discuss here. The first identification check is a difference-in-differences (DD) event study design in which we compare those who have children to those who never have children. This design is based on assigning placebo births to individuals who never have children, drawing from the observed distribution of age at first child among those who do have children. The technical details are described in online Appendix B.2 and the results are shown in Figure A.VI. Panel A shows earnings impacts for women, while panel B shows earnings impacts for men. Women with and without children are on identical pre-trends, diverge sharply at the time of the first childbirth, and the impact is very stable over time. The long-run impact of children equals 20.6 percent, slightly larger than the baseline impact of 19.4 percent shown in panel A of Figure 1. A new insight that emerges from the DD event study is that men *are* affected by parenthood. The effect is tiny (3 percent after 10 years), but the high precision of our data makes it very clear. The small effect on men implies that the earning impact on women relative to men—as captured by the child penalties obtained from the baseline specification—is slightly smaller than what we reported in Figure 1.

The second identification check compares our event study approach to an IV approach using the sex mix of the first two children as an instrument for having a third child (as first proposed by Angrist and Evans 1998). Given the sibling sex mix instrument can be used only to estimate the local average treatment effect of a third child, we compare it to an event study around the birth of a third child. As a result,

¹² While we have thus shown that switching to more family-friendly firms in the private or public sectors is one of the mechanisms driving the child penalty in earnings, a related question is whether being in a family-friendly firm prior to childbirth serves to moderate the child penalty. In other words, what is the pattern of heterogeneity in penalties with respect to pre-parenthood firm and sector decisions? An earlier version of the paper included a detailed heterogeneity analysis, which showed that having a more family-friendly employer by the time of childbirth is indeed associated with a significantly smaller penalty. This holds even after including rich controls for other factors that are correlated with firm and sector choices.

this analysis does not provide a direct validation of our child penalty estimates, but rather an indirect validation of the event study approach. The details of the design are described in online Appendix B.3 and the results are presented in Figure A.VII. The conclusion from this analysis is that the event-study estimates and the IV estimates are almost perfectly aligned, providing strong support for our empirical approach.

These robustness checks strongly suggest that the impacts of children can be causally identified based on within-person variation in an event study design. This is useful for future research in this area.

III. Decomposing Gender Inequality over Time

A. Dynamic Decomposition Framework

In this section, we decompose gender inequality into what can be attributed to children and what can be attributed to other factors, showing how this composition has evolved over time. We take a standard Oaxaca-Blinder decomposition approach, but innovate on existing gender gap decompositions by leveraging the event study variation around childbirth. In particular, while standard decomposition approaches in the gender literature (see e.g., Blau and Kahn 2017) have been based on cross-sectional variation in education and labor market variables *not including children*, our decomposition approach focuses precisely on children and exploits within-person variation over time. The goals of these two decomposition exercises are different: while the traditional goal has been to estimate the wage gap between observationally equivalent males and females—the unexplained gap sometimes interpreted as “discrimination,” although it could also reflect children—our goal is to delve into the unexplained part of traditional decomposition analysis by estimating the impact of children. The impact we estimate could operate through both the unexplained and explained parts of standard cross-sectional decomposition analyses because those analyses include variables such as occupation, industry, and experience, which represent some of the mechanisms responsible for the impact of children as we have seen above.

Two points are worth highlighting from the outset. First, provided that the child penalties are correctly identified (as argued above), our decomposition into child-related gender inequality and residual gender inequality should be viewed as causal rather than purely correlational. Second, since child penalties by construction capture only the post-effects of actual fertility and not the pre-effects of anticipated fertility, residual gender inequality includes the potential pre-effects of children. For example, education choices made prior to having children may reflect anticipated fertility.

We focus on gender inequality in earnings. To capture changes over time in the impact of children on gender inequality, we extend the baseline specification (1) to allow for year-specific coefficients on event time. Specifically, we consider the following specification:

$$(3) \quad Y_{ist}^g = \sum_y \sum_{j \neq -1} \alpha_{yj}^g \cdot \mathbf{I}[j = t] \cdot \mathbf{I}[y = s] + \sum_k \beta_k^g X_{kis}^g + \nu_{ist}^g$$

where we interact the event time dummies with year dummies in order to estimate year-specific event coefficients α_{yj}^g . Note that estimating event coefficients by calendar year s and event year t amounts to estimating event coefficients by birth cohort $c = s - t$. The second term on the right-hand side includes covariates indexed by k that may vary across individuals i and calendar time s . As in our baseline specification (1), we begin by including a full set of age dummies and year dummies in the set of covariates, but we will also consider an extended specification that includes a rich set of education dummies. Importantly, the X s should not include any earnings determinants that directly respond to the event of childbirth as such covariates would bias the estimated event coefficients. That is, while it may be legitimate to control for education choices made prior to having children, controlling for factors such as occupation and firm choices (which we have seen respond to childbirth) would lead to bias.

Defining the mean gender gap in year s as $\Delta_s \equiv \{E[Y_{ist}^m | s] - E[Y_{ist}^w | s]\} / E[Y_{ist}^m | s]$ and using specification (3), we can rearrange terms so as to obtain

$$(4) \quad \hat{\Delta}_s = \underbrace{\frac{E[P_{st} \tilde{Y}_{ist}^w | s]}{E[\hat{Y}_{ist}^m | s]}}_{\text{child penalties}} + \underbrace{\frac{\sum_k (\hat{\beta}_k^m - \hat{\beta}_k^w) E[X_{kis}^m | s]}{E[\hat{Y}_{ist}^m | s]}}_{\text{different returns to } Xs} + \underbrace{\frac{\sum_k \hat{\beta}_k^w \{E[X_{kis}^m | s] - E[X_{kis}^w | s]\}}{E[\hat{Y}_{ist}^m | s]}}_{\text{differences in } Xs},$$

where $P_{st} \equiv (\hat{\alpha}_{st}^m - \hat{\alpha}_{st}^w) / E[\tilde{Y}_{ist}^w | s, t]$ is the child penalty at event time t in calendar year s , \tilde{Y}_{ist}^w is the predicted counterfactual earnings (i.e., absent children) for women, and \hat{Y}_{ist}^m is the predicted actual earnings for men. The first term on the right-hand side captures the impact of child penalties on gender inequality, the second term captures the impact of different coefficients on non-child covariates (such as different returns to education), while the last term captures the impact of differences in non-child covariates (such as different levels of education). In the standard language of decomposition analysis (see e.g., Fortin, Lemieux, and Firpo 2011), the first two terms represent “unexplained” effects (different regression coefficients), while the last term represents “explained effects” (different observables).¹³

To decompose gender inequality over the full period 1980–2013, we expand from the previously balanced panel of parents who have their first child between 1985–2003 to the full population of parents who have their first child between 1970–2013. For first childbirths after 1980, we observe parents for at least one year prior to childbirth and are therefore able to estimate child penalties relative to event time -1 , as we have done so far. Moreover, because we keep parents in the sample for the longest possible number of years (for example, parents who have their first child in 1981 are observed until event time $t = 32$, conditional on still being alive

¹³For simplification purposes, equation (3) does not include an explained effect of differences in children between men and women. We leave out this term in the equation (but not in the analysis) because it is always very close to zero. In fact, in a balanced panel of men and women who have children together, the fractions of men and women at each event time in each calendar year are, by construction, the same. As we describe below, our decomposition analysis is based on an unbalanced panel, and so the explained effect of children will be nonzero, resulting from differential attrition of men and women due to deaths and migration. However, the explained effect of children due to such differential attrition is, in practice, tiny.

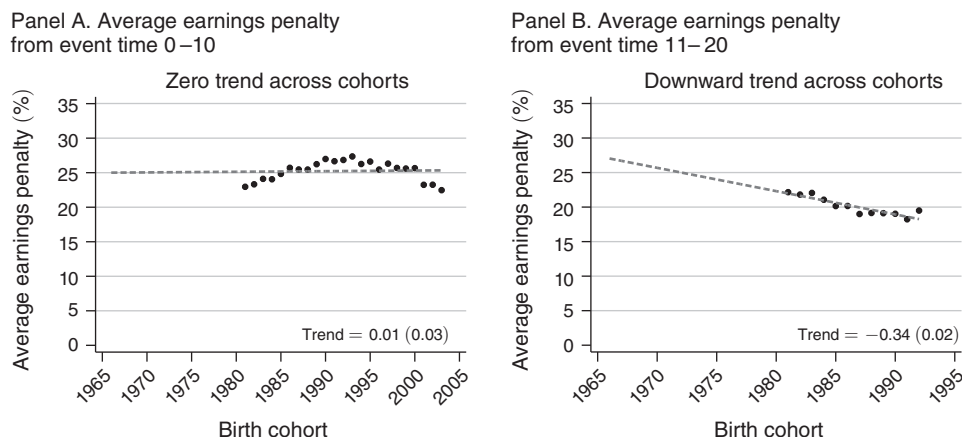


FIGURE 4. EARNINGS PENALTIES BY BIRTH COHORT AND EXTRAPOLATION

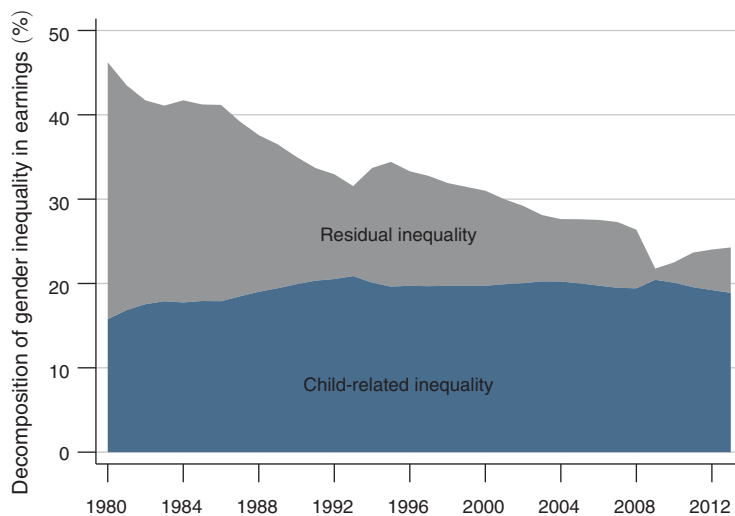
Notes: The figure shows earnings penalties by birth cohort obtained from equation (3). Panel A shows the average penalty across event times 0–10, while panel B shows the average penalty across event times 11–20. Each panel also includes a linear OLS fit. There is a 0 trend in the 0–10 year penalty, while there is a linear downward trend in the 11–20 year penalty. We use these linear trends to extrapolate child penalties to birth cohorts prior to 1981.

and residing in Denmark), we are able to estimate child penalties at all event times for the post-1980 birth cohorts. On the other hand, for first childbirths up until 1980, we observe only post-event years and are therefore unable to directly estimate child penalties associated with these births. For these birth cohorts, we therefore rely on an extrapolation of the post-1980 penalties that we describe below. The reason we include the earlier cohorts in the estimation sample when running specification (3) is that they help estimating the effect of the non-child covariates (such as education).

In Figure 4, we show earnings penalties by birth cohort obtained from specification (3). Panel A focuses on short-run penalties (event times 0–10) and panel B focuses on long-run penalties (event times 11–20). Each panel includes a linear OLS fit in order to highlight the trend. We see that there is no trend in the short-run penalties, but a linear downward trend in the long-run penalties. We use these estimated trends to extrapolate child penalties to earlier birth cohorts: penalties between event times 0–10 are assumed to be constant at the average level of the later cohorts, while penalties between event times 11–20 are assumed to follow the linear trend estimated for the later cohorts.¹⁴ With these extrapolations, we obtain estimates of the child penalty P_{st} for every event time and every year between 1980–2013, allowing us to decompose gender inequality into child-related inequality and non-child inequality over the full period.

¹⁴ For event times beyond 20 for the earlier cohorts, we assume that the penalty stays constant at its level in event time 20. Such a steady-state assumption can be justified by the results presented in Figure 2, panel A, which showed that earnings penalties are quite stable from around event time 10.

Panel A. Child-related gender inequality versus non-child gender inequality



Panel B. Child-related gender inequality versus education-related gender inequality (post-child effects versus pre-child effects)

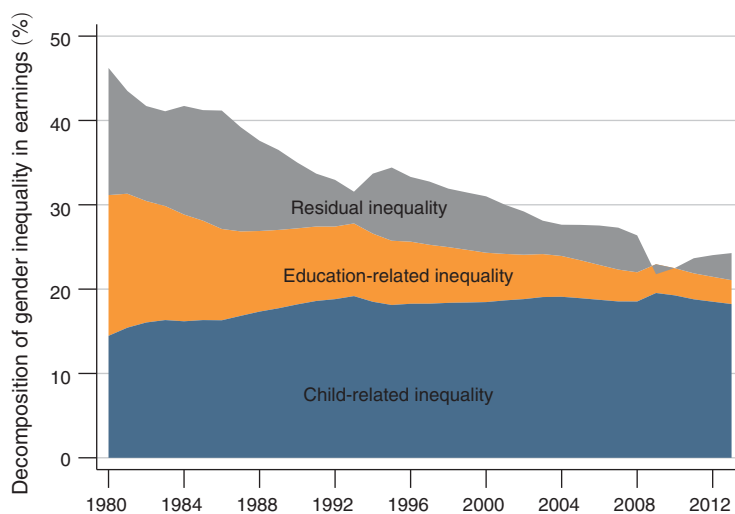


FIGURE 5. DECOMPOSING GENDER INEQUALITY IN EARNINGS

Notes: The figure shows dynamic Oaxaca-Blinder decompositions based on equations (3) and (4). The decomposition shown in panel A allows for year-specific, event-time coefficients and control for a full set of age and year dummies. The decomposition in panel B augments the specification with education dummies: primary school, secondary school, vocational training, short post-secondary school, bachelor's degree, and master's/PhD degrees. In both panels, the child-related gender gap captures the effect of child penalties P_{st} (the "unexplained" effect of children). In panel B, the education-related gender gap includes both the effect of different education levels (explained effect) and the effect of different education coefficients (unexplained effect). The residual gender gap represents the effects (explained and unexplained) of age and year dummies.

B. Decomposition Results

The results of our decomposition analysis are shown in Figure 5. Panel A is based on the specification without education controls, and it shows child-related gender inequality in blue and residual gender inequality in grey. We see that the fraction of gender inequality that can be attributed to children has increased dramatically over time, from about 40 percent in 1980 to about 80 percent in 2013. This increase reflects a combination of two underlying changes: (i) child-related gender inequality in earnings has increased from 18 percent to almost 20 percent, and (ii) total gender inequality in earnings has fallen from 46 percent to 24 percent. To understand the first effect, note that although the *percentage* child penalty has fallen slightly over time, the penalty operates on a larger base due to the general increase in the earnings of women relative to men coming from the second effect. As shown in equation (4), the impact of children on gender inequality depends both on the size of child penalties and on the counterfactual earnings of women relative to men. Hence, during a period where non-child gender inequality is falling and child penalties are constant or falling by less, there will be a tendency for child-related gender inequality to go up.^{15,16}

Our findings imply that, to a first approximation, the gender inequality that remains today is all about children. The fact that our approach misses the potential pre-effects of anticipated fertility only reinforces the conclusion that gender inequality is *now* all about children, but it could change the conclusion that this was not the case 30–40 years ago. It is conceivable that, while the impact of child penalties (post-effects) has increased over time, the importance of pre-effects has fallen. Indeed, it would be natural if women invested less in education and careers in anticipation of motherhood in a more traditional era. In other words, the pattern documented in panel A may reflect a gradual shift away from pre-effects toward post-effects of children.

To provide suggestive evidence on this idea, we include education choices made prior to childbirth in the specification. Specifically, we include dummies for primary school, secondary school, vocational training, short post-secondary school, bachelor's degree, and master's/PhD degrees. The results are presented in panel B, which shows child-related gender inequality in blue and education-related gender inequality in orange. The education-related part includes both the effect of different education levels (explained effect) and the effect of different education coefficients/returns (unexplained effect), with the latter being quantitatively more important. The explained effect of education is small from the start and turns negative in the

¹⁵Besides these long-run changes in the composition of gender inequality, Figure 5 shows a short-run business cycle effect: during recessions (early 1980s, early 1990s, and 2008–2009) overall gender inequality falls, but child-related inequality does not, and so the fraction of gender inequality due to children increases. In fact, during the global financial crisis in 2008–2009, we estimate that child-related gender inequality was more than 90 percent of total inequality.

¹⁶To understand how the increasing importance of children plays out over the life cycle, online Appendix Figure A.VIII decomposes the age profiles of gender inequality in earnings for two specific years: 1985 and 2013. We see that there is relatively little earnings inequality in the tails: before having children and around the age of retirement. The largest earnings inequality occurs among those aged 30–55, around the time where most families have children living at home, and this is also where we estimate the impact of children—the difference between the dashed grey and solid grey lines in the figure—to be largest. While in 1985 there is a large difference between male earnings and counterfactual female earnings (i.e., absent children) throughout the life cycle, in 2013 there is only a small difference between male earnings and counterfactual female earnings throughout the life cycle.

early 2000s as women overtake men in terms of education levels. This is consistent with the disappearance of the college gap in the United States (Goldin, Katz, and Kuziemko 2006) and in most other high- and middle-income countries (Kleven and Landais 2017). As for the unexplained effect of education, this absorbs the effect of men and women choosing different education fields, conditional on level. In particular, women tend to choose “softer” fields than men (such as health care and teaching as opposed to construction and engineering) that are not as highly remunerated, but may offer better family amenities.

Two main insights emerge from panel B. First, the inclusion of education controls has only a small impact on the estimation of child-related gender inequality. It is still the case that child-related inequality is close to 80 percent of total inequality at the end of the period. The robustness of the decomposition analysis to education controls results from the event study variation we use: the child effect is identified from within-person time variation around childbirth, while the education effect is obtained from cross-sectional variation and therefore does not absorb the child effect. Of course, the fact that the education effect is based on cross-sectional variation implies that, unlike the child effect, it is only correlational. Second, while the child-related gender gap has been growing over time, the education-related gender gap has been shrinking dramatically. Education-related inequality was almost as large as child-related inequality at the beginning of the period, but has almost disappeared over time. Our findings are consistent with a secular shift in the relative importance of post-effects of children (child penalties) and pre-effects of children (as proxied by education choices).

In this section, we have tried to reorient the traditional focus of gender gap decompositions by considering the impact of children and by exploiting sharp time variation instead of cross-sectional variation. Rather than studying the extent to which men and women receive unequal pay for equal work (the unexplained gap after controlling for human capital and job characteristics), we show that men and women receive unequal pay largely because of the unequal distribution of child care responsibilities. Even with perfectly equal pay for equal work, there would still be large gender inequality in earnings as equal work is not an option for the majority of women who are faced with the lion’s share of child care responsibilities.

IV. Intergenerational Transmission of Child Penalties

A. Background

Why are female child penalties so large and persistent? Traditional economic explanations appeal to comparative advantage in infant child care and the gains from specialization. However, the fact that the unequal effects of children persist over the entire career path of parents—and considering that women are now more educated than men on average—suggests that there is more going on than just comparative advantage.¹⁷ A potential explanation is the presence of gendered preferences

¹⁷ In fact, Kleven, Landais, and Sogaard (2018) shows that there is essentially no heterogeneity in child penalties with respect to the relative education levels of the parents; women at the top of the relative education distribution

or norms regarding the appropriate roles of women and men who have children. Indeed, we saw in online Appendix Figure A.II that the views on gender roles in families with children remain conservative in all countries. This raises the question of where these gendered preferences are coming from? In this section we present evidence that child penalties are transmitted through generations—from parents to their daughters—consistent with an influence of nurture in the formation of female preferences over family and career.

Our analysis relates to the literature studying the importance of gender identity norms in the labor market, as reviewed by Bertrand (2011). Many have argued that gender identity is formed during childhood, and some papers have documented the existence of intergenerational correlations in gender identity norms and female labor supply. Fernández, Fogli, and Olivetti (2004) finds that the labor force participation of married women is positively correlated with the labor force participation of their husbands' mothers, but *not* with the labor force participation of their own mothers, after controlling for various socioeconomic characteristics. Their interpretation is that men growing up with working mothers develop more modern gender role attitudes and therefore have stronger preferences for working wives. Related, Farré and Vella (2013) show that mothers' gender role attitudes are correlated with their children's attitudes and labor force participation. They also find such correlations between mothers and daughters-in-law, similar to Fernández, Fogli, and Olivetti (2004).

Our analysis diverges from previous studies in two respects. First, we consider the intergenerational transmission of child penalties—i.e., labor supply changes around childbirth for women relative to men—rather than the intergenerational transmission of labor supply levels. Working with child penalties takes care of some of the omitted variable concerns encountered when working with labor supply levels. Our analysis relies on our ability to link three generations—children, their parents, and their maternal and paternal grandparents—in the Danish administrative data. Second, we demonstrate the existence of a link between child penalties and the maternal grandparents, but not the paternal grandparents, in contrast to the earlier findings discussed above. Our findings are consistent with the idea that women's preferences over family and career are shaped by the gender roles she is exposed to during her childhood.

B. Specification

The analysis is based on our baseline event study sample of men and women who have their first child between 1985–2003 and are observed in a 15-year window around the first childbirth. To link the child penalties for these parents to the past labor market behavior of the grandparents, we exploit that our administrative ATP measure of hours worked goes back to 1964. This allows us to investigate the relationship between child penalties for the 1985–2003 births and the relative labor supply of grandmothers and grandfathers during 1964–1979, distinguishing between maternal and paternal grandparents.

incur about the same penalty as women at the bottom of the distribution. This is not the empirical pattern one would expect if the comparative advantage channel were very strong.

Denoting the cumulated labor supplies between 1964–1979 of the maternal grandmother and grandfather by h_i^{mm} and h_i^{mf} , we rank parents by quantiles of the distribution of $h_i^{mm} - h_i^{mf}$. For the paternal grandparents, we similarly rank parents by quantiles of the distribution of $h_i^{pm} - h_i^{pf}$. A higher rank in these distributions implies that the grandparents were more “modern” in terms of their gender division of labor.

We estimate how child penalties vary by these grandparental rank measures. Because here we are not primarily interested in the exact dynamic path of child penalties, we adopt a more parsimonious specification that replaces the full set of event time dummies for $t = -5, \dots, 10$ by a single dummy for being at positive event times $t \geq 0$. In other words, we are considering average child penalties over the 10-year period following childbirth. To estimate the effect of the maternal grandparents, we consider specifications of the following type:

$$(5) \quad Y_{ist}^g = \sum_q \alpha_q^g \cdot \mathbf{I}[after_t] \cdot \mathbf{I}[grand_{iq}^m] + \sum_k \beta_k^g \cdot \mathbf{I}[k = age_{is}] + \sum_y \gamma_y^g \cdot \mathbf{I}[y = s] \\ + \sum_q \zeta_q^g \cdot \mathbf{I}[grand_{iq}^m] + \delta^g \cdot X_i^m + \eta^g \cdot \mathbf{I}[after_t] \cdot X_i^m + \nu_{ist}^g,$$

where $\mathbf{I}[after_t]$ is an indicator for $t \geq 0$, $\mathbf{I}[grand_{iq}^m]$ is an indicator for the maternal grandparents being in quantile q of the distribution of relative labor supply, and X_i^m is a vector of controls for the maternal grandparents that we describe below. In the richest specification we allow the impacts of these controls to vary before and after childbirth. As before, we run the specification in levels and calculate the percentage impact of children on women as $P_q^w \equiv \hat{\alpha}_q^w / E[\hat{Y}_{is}^w]$ in the q th quantile of the relative labor supply distribution of the maternal grandparents.¹⁸ The specification for the paternal grandparents is the same, only replacing m by p .

To ensure that the intergenerational correlation in child penalties is not just a transmission of other variables that are correlated with child penalties, we include the following controls for the characteristics of the grandparents (maternal and paternal, respectively). First, we include education dummies for both the grandmother and the grandfather capturing the length and the field of education. The length of education is divided into primary school, secondary school, vocational training, short post-secondary school, bachelor's degree, and master's/PhD degrees. Above secondary school, each level is divided into different fields such that we end up with 22 education dummies for each of the grandparents. These controls ensure that the intergenerational correlation in child penalties does not reflect a transmission of educational preferences or ability. Second, we control for the wealth level of the grandparents. We use the average net wealth of the grandfather over the years 1980–1990 and control for quantiles of the within-cohort wealth rank of the grandfather.¹⁹ This ensures that the child penalties are not driven by wealth effects that are

¹⁸ Our analysis of intergenerational correlations focuses on the impact of children on women, P_q^w . We do not find any intergenerational correlations when considering the impact on men, P_q^m .

¹⁹ This administrative wealth measure is available for the universe of Danish taxpayers as it was collected for the purpose of a wealth tax that existed until 1996.

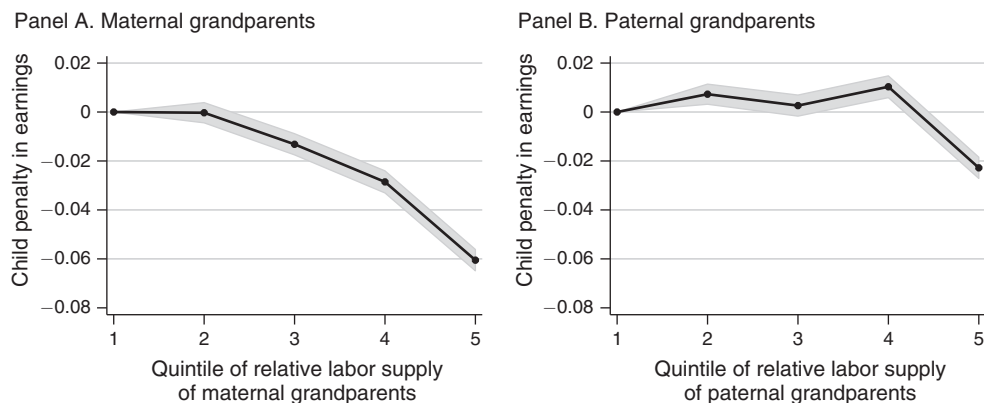


FIGURE 6. INTERGENERATIONAL TRANSMISSION OF CHILD PENALTIES WITHOUT CONTROLS

Notes: The figure shows the child penalty in earnings against quintiles of the relative labor supply distribution of the grandparents. The relative labor supply of grandparents is based on cumulated hours worked over the period 1964–1979 (obtained from ATP pension contributions). The child penalties are estimated using equation (5) and the statistic reported is P_g , as defined in Section VB. The panels only include controls for the birth cohort of the grandparents. The shaded 95 percent confidence intervals are based on robust standard errors.

transmitted through generations. Finally, we include dummies for the birth cohort of both the grandmother and the grandfather, as well as dummies for the region of residence of the grandparents.

C. Results

Our first results are presented in Figure 6. This figure plots the child penalty in earnings against quintiles of the relative labor supply distribution of the maternal grandparents (panel A) and the paternal grandparents (panel B). In this figure, we are not including the grandparental controls described above (education levels, education fields, wealth levels, and region of residence).²⁰

Panel A of the figure shows a clear downward-sloping relationship between the female child penalty and the relative labor supply of the maternal grandmother. That is, women incur smaller earnings penalties from children if they themselves grew up in a family where the mother worked more relative to the father. The effect of going from the bottom quintile to the top quintile of the distribution is quite large, 6 percentage points, or almost one-third of the total penalty. In contrast, panel B of the figure shows no effect of the paternal grandparents: the relationship between the female child penalty and the relative labor supply of the paternal grandparents is essentially flat, except for a small effect at the very top. The differential pattern between maternal and paternal grandparents suggests that child penalties are driven partly by female preferences formed during her childhood, rather than by male preferences formed during his childhood.

²⁰ However, we do include cohort dummies for the grandparents as it seems more reasonable to consider the impact of grandparental labor supplies conditional on the norm for their cohort.

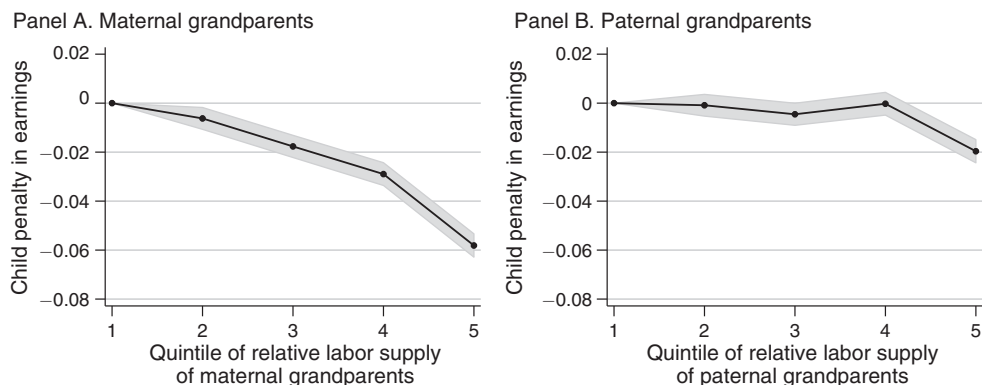


FIGURE 7. INTERGENERATIONAL TRANSMISSION OF CHILD PENALTIES WITH CONTROLS

Notes: The figure shows the child penalty in earnings against quintiles of the relative labor supply distribution of the grandparents. The relative labor supply of grandparents is based on cumulated hours worked over the period 1964–1979 (obtained from ATP pension contributions). The child penalties are estimated using equation (5) and the statistic reported is P_q , as defined in Section VB. The panels allow for a set of nonparametric controls for within-generation wealth rank of the grandparents, grandparents region of residence, as well as the birth cohort of the grandparents. The shaded 95 percent confidence intervals are based on robust standard errors.

The obvious concern with interpreting these correlations is that they may reflect heterogeneity in other correlated dimensions. What appears to be a transmission of labor supply behavior from parents to daughters may be a transmission of other variables that are correlated with labor supply. To investigate this concern, Figure 7 shows intergenerational correlations when we control for other factors that are transmitted across generations and impact labor supply: dummies for the education level and field of each grandparent, dummies for the wealth quantile of the grandparents, and dummies for the region and cohort of the grandparents. In the figure, we allow the wealth, region, and cohort variables—but not the education variables—to have differential effects before and after childbirth. We see that the results are hardly affected by these controls. If anything, the intergenerational transmission from the maternal grandparents is slightly stronger in this specification. The downward-sloping relationship is smoother and the total effect is marginally larger.

In Figure A.IX in the online Appendix, we extend the specification to also allow the education dummies to have differential impacts before and after the arrival of children. This specification is very rich, but its interpretation is unclear. Specifically, in the previous section we argued that there has been secular trends from pre-effects of children (anticipatory effects reflected in education choices) to post-effects of children (child penalties). As a result, the education choices of the grandparents may well proxy for the child penalties in their generation. In this case, by interacting the education choices of the grandparents with the after-child dummy of the next generation, we are most likely absorbing some of the effect we are interested in. Consistent with this, online Appendix Figure A.IX shows that such controls do reduce the intergenerational correlations quite substantially. There is still an effect from the maternal grandparents (combined with a zero effect from the paternal

grandparents), but the magnitude is only half as large as in the specifications considered above.

The transmission of child penalties between generations can occur through two channels: a transmission of fertility preferences or a transmission of penalties conditional on fertility. That is, when women from “traditional” families incur larger child penalties, it may be because they have more children or it may be because they pay larger career costs for a given number of children. Figure A.X in the online Appendix explores this question by adding fertility dummies for the parents among the controls in equation (5). The figure shows that neutralizing the fertility channel has no impact on the results. This implies that the transmission of child penalties does not occur through a transmission of fertility preferences, but through family-career preferences for a given number of children.

To conclude, the child penalties on women are strongly correlated with the division of labor in their own childhood homes, but not with the division of labor in their spouses’ childhood homes. That is, women who grew up in relatively traditional homes incur larger child penalties than women who grew up in relatively modern homes. The fact that these correlations survive the inclusion of rich nonparametric controls for the main confounders (such as education and wealth) suggests that they do indeed reflect a transmission of labor supply behavior as opposed to a transmission of other correlated factors.²¹ Our findings are consistent with an influence of nurture in the formation of female preferences over children and career.

V. Conclusion

Despite considerable gender convergence over time, substantial gender inequality persists in all countries. Using full-population administrative data from Denmark and a quasi-experimental event study approach, we show that most of the remaining gender inequality can be attributed to the dynamic effects of children. We have presented three main sets of results.

First, we have shown that the impact of children on women is large and persistent across a wide range of labor market outcomes, while at the same time men are virtually unaffected. The female child penalty in earnings is close to 20 percent in the long run. Underlying this earnings penalty, we find sharp impacts of children on labor force participation, hours worked, wage rates, occupation, sector, and firm choices. Together, these findings provide a quite complete picture of the behavioral margins that adjust in response to parenthood and how strongly gendered these margins are.

Second, we have decomposed gender inequality into what can be attributed to children and what can be attributed to other factors. We have shown that the fraction of child-related gender inequality has increased dramatically over time, from around 40 percent in 1980 to around 80 percent in 2013. Therefore, to a first approximation, the remaining gender inequality is all about children. Our decomposition analysis

²¹ Table A.I in the online Appendix provides further evidence on the robustness of these intergenerational correlations to different controls for the characteristics of the grandparents and parents. The table summarizes the results from the specifications we have presented graphically, and it shows estimates from alternative specifications.

represents a reorientation of traditional gender gap decompositions: instead of studying the extent to which men and women receive unequal pay for equal work (the unexplained gap after controlling for human capital and job characteristics, but not children), we study the extent to which they receive unequal pay as a result of children (but not necessarily for equal work). The unexplained gap in traditional decomposition analyses is often labeled “discrimination,” but our analysis highlights that the unexplained gap is largely due to children. This does not rule out discrimination, but implies that potential discrimination operates through the impacts of children.

Third, we have provided evidence in favor of environmental influences in the formation of preferences over family versus career. In particular, we have shown that the female child penalty is strongly related to the work history of the maternal grandparents: women who grow up in traditional families with a male breadwinner and a female homemaker incur larger child penalties when they themselves become mothers. At the same time, the female child penalty is unrelated to the work history of the paternal grandparents. Overall, these findings are consistent with the notion that child penalties are influenced by female gender identity formed during her childhood, as opposed to child penalties being driven by male gender identity formed during his childhood.

Our paper is agnostic about the potential welfare and policy implications of our findings. Although the term “child penalty” may have normative connotations, we do not draw any normative conclusions here. The previous gender literature focusing on the unexplained gender gap had a very natural normative benchmark: equal pay for equal jobs. Our paper highlights that unequal pay is due to children, which may be good or bad depending on the perspective. A traditional economic view would focus on comparative advantage in child rearing (due to innate gender differences in abilities or preferences for child care vs market work) along with gains from specialization, in which case our findings do not necessarily call for policy intervention. Another view is that the unequal effects of children are driven by environmental factors such as culture, social norms, or discrimination, producing potential inequities and inefficiencies. Our findings on intergenerational transmission are consistent with—but do not conclusively prove—the existence of such environmental factors. Future work should dig deeper into the underlying mechanisms and the implied welfare implications.

REFERENCES

- Adda, Jérôme, Christian Dustmann, and Katrien Stevens. 2017. “The Career Costs of Children.” *Journal of Political Economy* 125 (2): 293–337.
- Agüero, Jorge M., and Mindy S. Marks. 2008. “Motherhood and Female Labor Force Participation: Evidence from Infertility Shocks.” *American Economic Review* 98 (2): 500–504.
- Altonji, Joseph G., and Rebecca M. Blank. 1999. “Race and Gender in the Labor Market.” In *Handbook of Labor Economics*, Vol. 3C, edited by Orley C. Ashenfelter and David Card, 3143–3259. Amsterdam: North-Holland.
- Angelov, Nikolay, Per Johansson, and Erica Lindahl. 2016. “Parenthood and the Gender Gap in Pay.” *Journal of Labor Economics* 34 (3): 545–79.
- Angrist, Joshua D., and William N. Evans. 1998. “Children and Their Parents’ Labor Supply: Evidence from Exogenous Variation in Family Size.” *American Economic Review* 88 (3): 450–77.
- Bertrand, Marianne. 2011. “New Perspectives on Gender.” In *Handbook of Labor Economics*, Vol. 4B, edited by David Card and Orley Ashenfelter, 1543–90. Amsterdam: North-Holland.

- Bertrand, Marianne, Claudia Goldin, and Lawrence F. Katz.** 2010. "Dynamics of the Gender Gap for Young Professionals in the Financial and Corporate Sectors." *American Economic Journal: Applied Economics* 2 (3): 228–55.
- Bertrand, Marianne, Jessica Pan, and Emir Kamenica.** 2013. "Gender Identity and Relative Income within Households." NBER Working Paper 19023.
- Blau, Francine, and Lawrence M. Kahn.** 2017. "The Gender Wage Gap: Extent, Trends, and Explanations." *Journal of Economic Literature* 55 (3): 789–865.
- Bronars, Stephen G., and Jeff Grogger.** 1994. "The Economic Consequences of Unwed Motherhood: Using Twin Births as a Natural Experiment." *American Economic Review* 84 (5): 1141–56.
- Browning, Martin.** 1992. "Children and Household Economic Behavior." *Journal of Economic Literature* 30 (3): 1434–75.
- Correll, Shelley J., Stephen Benard, and In Paik.** 2007. "Getting a Job: Is There a Motherhood Penalty?" *American Journal of Sociology* 112 (5): 1297–1339.
- Farré, Lidia, and Francis Vella.** 2013. "The Intergenerational Transmission of Gender Role Attitudes and Its Implications for Female Labour Force Participation." *Economica* 80 (318): 219–47.
- Fernández, Raquel, Alessandra Fogli, and Claudia Olivetti.** 2004. "Mothers and Sons: Preference Formation and Female Labor Force Dynamics." *Quarterly Journal of Economics* 119 (4): 1249–99.
- Fernández-Kranz, Daniel, Aitor Lacuesta, and Núria Rodríguez-Planas.** 2013. "The Motherhood Earnings Dip: Evidence from Administrative Records." *Journal of Human Resources* 48: 169–97.
- Fitzenberger, Bernd, Katrin Sommerfeld, and Susanne Steffes.** 2013. "Causal Effects on Employment after First Birth: A Dynamic Treatment Approach." *Labour Economics* 25: 49–62.
- Fortin, Nicole, Thomas Lemieux, and Sergio Firpo.** 2011. "Decomposition Methods in Economics." In *Handbook of Labor Economics*, Vol. 4A, edited by Orley Ashenfelter and David Card, 1–102. Amsterdam: North-Holland.
- Goldin, Claudia.** 2014. "A Grand Gender Convergence: Its Last Chapter." *American Economic Review* 104 (4): 1091–1119.
- Goldin, Claudia, and Lawrence F. Katz.** 2016. "A Most Egalitarian Profession: Pharmacy and the Evolution of a Family-Friendly Occupation." *Journal of Labor Economics* 34 (3): 705–46.
- Goldin, Claudia, Lawrence F. Katz, and Ilyana Kuziemko.** 2006. "The Homecoming of American College Women: The Reversal of the College Gender Gap." *Journal of Economic Perspectives* 20 (4): 133–56.
- Hotz, V. Joseph, Susan Williams McElroy, and Seth G. Sanders.** 2005. "Teenage Childbearing and Its Life Cycle Consequences: Exploiting a Natural Experiment." *Journal of Human Resources* 40 (3): 683–715.
- Kleven, Henrik Jacobsen.** 2014. "How Can Scandinavians Tax So Much?" *Journal of Economic Perspectives* 28 (4): 77–98.
- Kleven, Henrik, and Camille Landais.** 2017. "Gender Inequality and Economic Development: Fertility, Education and Norms." *Economica* 84 (334): 180–209.
- Kleven, Henrik, Camille Landais, and Jakob Egholt Sogaard.** 2018. "Children and Gender Inequality: Evidence from Denmark." NBER Working Paper 24219.
- Kleven, Henrik, Camille Landais, and Jakob Egholt Sogaard.** 2019. "Children and Gender Inequality: Evidence from Denmark: Dataset." *American Economic Journal: Applied Economics*. <https://doi.org/10.1257/app.20180010>.
- Lundberg, Shelly, and Elaina Rose.** 2000. "Parenthood and the Earnings of Married Men and Women." *Labour Economics* 7 (6): 689–710.
- Lundborg, Petter, Erik Plug, and Astrid Würtz Rasmussen.** 2014. "Fertility Effects on Female Labor Supply: IV Evidence from IVF Treatments." IZA Discussion Paper 8609.
- Nielsen, Helena Skyt, Marianne Simonsen, and Mette Verner.** 2004. "Does the Gap in Family-Friendly Policies Drive the Family Gap?" *Scandinavian Journal of Economics* 106 (4): 721–44.
- Olivetti, Claudia, and Barbara Petrongolo.** 2016. "The Evolution of the Gender Gap in Industrialized Countries." *Annual Review of Economics* 8: 405–34.
- Paull, Gillian.** 2008. "Children and Women's Hours of Work." *Economic Journal* 118 (526): F8–27.
- Rosenzweig, Mark R., and Kenneth I. Wolpin.** 1980. "Life-Cycle Labor Supply and Fertility: Causal Inferences from Household Models." *Journal of Political Economy* 88 (2): 328–48.
- Sigle-Rushton, Wendy, and Jane Waldfogel.** 2007a. "Motherhood and Women's Earnings in Anglo-American, Continental European, and Nordic Countries." *Feminist Economics* 13 (2): 55–91.

- Sigle-Rushton, Wendy, and Jane Waldfogel.** 2007b. "The Incomes of Families with Children: A Cross-National Comparison." *Journal of European Social Policy* 17 (4): 299–318.
- Waldfogel, Jane.** 1998. "Understanding the 'Family Gap' in Pay for Women with Children." *Journal of Economic Perspectives* 12 (1): 137–56.
- Wilde, Elizabeth Ty, Lily Batchelder, and David T. Ellwood.** 2010. "The Mommy Track Divides: The Impact of Childbearing on Wages of Women of Differing Skill Levels." NBER Working Paper 16582.

This article has been cited by:

1. Jerome De Henau. 2022. Simulating employment and fiscal effects of public investment in high-quality universal childcare in the UK. *International Journal of Child Care and Education Policy* 16:1. . [\[Crossref\]](#)
2. Qian Huang, Xiaofei Jin. 2022. The effect of the universal two-child policy on female labour market outcomes in China. *The Economic and Labour Relations Review* 33:3, 526-546. [\[Crossref\]](#)
3. Martin Eckhoff Andresen, Emily Nix. 2022. What Causes the Child Penalty? Evidence from Adopting and Same-Sex Couples. *Journal of Labor Economics* 83, 000-000. [\[Crossref\]](#)
4. Kjell G. Salvanes, Barton Willage, Alexander L.P. Willén. 2022. The Effect of Labor Market Shocks Across the Life Cycle. *Journal of Labor Economics* 83. . [\[Crossref\]](#)
5. Helen Eriksson, Sunnee Billingsley, Maria Brandén. 2022. Parental Leave within the Workplace: A Re-assessment of Opposite Educational Gradients for Women and Men. *Sociology* 33, 003803852211097. [\[Crossref\]](#)
6. Elena Nikolova, Jakub Polansky. 2022. Children and female employment in Mongolia. *Economic Systems* 39, 101019. [\[Crossref\]](#)
7. Ting Li, Yu Xie. 2022. The evolution of demographic methods. *Social Science Research* 16, 102768. [\[Crossref\]](#)
8. Oriana Bandiera, Nidhi Parekh, Barbara Petrongolo, Michelle Rao. 2022. Men are from Mars, and Women Too: A Bayesian Meta-analysis of Overconfidence Experiments. *Economica* 89:S1. . [\[Crossref\]](#)
9. Alexander Popov. 2022. The division of spoils in a booming industry. *Journal of Economic Behavior & Organization* 198, 341-369. [\[Crossref\]](#)
10. Jera E. Niewoehner-Green, Mary T. Rodriguez, Summer R. McLain. 2022. The Gendered Spaces and Experiences of Female Faculty in Colleges of Agriculture*. *Rural Sociology* 87:2, 427-453. [\[Crossref\]](#)
11. Jaan Masso, Jaanika Meriküll, Priit Vahter. 2022. The role of firms in the gender wage gap. *Journal of Comparative Economics* 50:2, 454-473. [\[Crossref\]](#)
12. Kelly Musick, Pilar Gonalons-Pons, Christine R. Schwartz. 2022. Change and Variation in U.S. Couples' Earnings Equality Following Parenthood. *Population and Development Review* 48:2, 413-443. [\[Crossref\]](#)
13. Lidia Farré, Yarine Fawaz, Libertad González, Jennifer Graves. 2022. Gender Inequality in Paid and Unpaid Work During Covid-19 Times. *Review of Income and Wealth* 68:2, 323-347. [\[Crossref\]](#)
14. Nora Cheng, Elliott Fan, Tsong-Min Wu. 2022. Sweet unbinding: Sugarcane cultivation and the demise of foot-binding. *Journal of Development Economics* 157, 102876. [\[Crossref\]](#)
15. Ellen Hollands Steffensen, Lena Have Rosvig, Stephanie Santoro, Lars Henning Pedersen, Ida Vogel, Stina Lou. 2022. Parenting a child with Down syndrome: A qualitative study of everyday practices in Danish families. *Journal of Genetic Counseling* 31:3, 758-770. [\[Crossref\]](#)
16. Kristen M. Klipfel, Jerry J. Sweet, Nathaniel W. Nelson, Paul J. Moberg. 2022. Gender and ethnic/racial diversity in clinical neuropsychology: Updates from the AACN, NAN, SCN 2020 practice and "salary survey". *The Clinical Neuropsychologist* 1-55. [\[Crossref\]](#)
17. Ariane Agunsoye, Jerome Monne, Janette Rutterford, Dimitris P. Sotiropoulos. 2022. How gender, marital status, and gender norms affect savings goals. *Kyklos* 75:2, 157-183. [\[Crossref\]](#)

18. Inés Berniell, Lucila Berniell, Dolores de la Mata, María Edo, Yarine Fawaz, Matilde P. Machado, Mariana Marchionni. 2022. Motherhood, pregnancy or marriage effects?. *Economics Letters* **214**, 110462. [[Crossref](#)]
19. Olivia J. Healy, Jennifer A. Heissel. 2022. Gender Disparities in Career Advancement across the Transition to Parenthood: Evidence from the Marine Corps. *AEA Papers and Proceedings* **112**, 561-567. [[Abstract](#)] [[View PDF article](#)] [[PDF with links](#)]
20. Titan Alon, Sena Coskun, Matthias Doepke, David Koll, Michèle Tertilt. 2022. From Mancession to Shecession: Women's Employment in Regular and Pandemic Recessions. *NBER Macroeconomics Annual* **36**, 83-151. [[Crossref](#)]
21. Jordy Meekes, Wolter H.J. Hassink. 2022. Gender differences in job flexibility: Commutes and working hours after job loss. *Journal of Urban Economics* **129**, 103425. [[Crossref](#)]
22. Jiang Li, Benoit Dostie, Gaëlle Simard-Duplain. 2022. Firm Pay Policies and the Gender Earnings Gap: The Mediating Role of Marital and Family Status. *ILR Review* **86**, 001979392210935. [[Crossref](#)]
23. Eun Jin Shin. 2022. Representation and Wage Gaps in the Planning Profession. *Journal of the American Planning Association* **31**, 1-15. [[Crossref](#)]
24. Thomas Schmid, Daniel Urban. 2022. Female Directors and Firm Value: New Evidence from Directors' Deaths. *Management Science* **86**. . [[Crossref](#)]
25. Braden Leap, Marybeth C. Stalp, Kimberly Kelly. 2022. Reorganizations of Gendered Labor During the COVID-19 Pandemic: A Review and Suggestions for Further Research. *Sociological Inquiry* **56**. . [[Crossref](#)]
26. Qing Wang, Shiyang Zhang. 2022. Gender inequality in nutrition intake: Evidence from a large assistance program. *Economics & Human Biology* **45**, 101111. [[Crossref](#)]
27. Suqin Ge, Elliott Isaac, Amalia Miller. 2022. Elite Schools and Opting In: Effects of College Selectivity on Career and Family Outcomes. *Journal of Labor Economics* **40**:S1, S383-S427. [[Crossref](#)]
28. Nuria Rodríguez-Planas, Anna Sanz-de-Galdeano, Anastasia Terskaya. 2022. Gender norms in high school: Impacts on risky behaviors from adolescence to adulthood. *Journal of Economic Behavior & Organization* **196**, 429-456. [[Crossref](#)]
29. John Leventis, Aaron Lowen. 2022. What Same-Sex Adoption Laws Can Tell Us About the Gender Wage Gap in the United States. *Journal of Family and Economic Issues* **79**. . [[Crossref](#)]
30. Haoran He, Sherry Xin Li, Yuling Han. 2022. Labor Market Discrimination against Family Responsibilities: A Correspondence Study with Policy Change in China. *Journal of Labor Economics*. [[Crossref](#)]
31. Linqi Peng. The Impact of Children on Their Parents' Labor Supply in China: An Instrumental Variable Approach 317-329. [[Crossref](#)]
32. Derek T. Tharp, Elizabeth J. Parks-Stamm, Meghaan Lurtz, Michael Kitces. 2022. Exploring Gender Differences in Marital and Parental Income Premiums Among Financial Advisors. *Journal of Family and Economic Issues* **43**:1, 15-35. [[Crossref](#)]
33. Eva O. Arceo-Gomez, Raymundo M. Campos-Vazquez, Raquel Y. Badillo, Sergio Lopez-Araiza. 2022. Gender stereotypes in job advertisements: What do they imply for the gender salary gap?. *Journal of Labor Research* **43**:1, 65-102. [[Crossref](#)]
34. Matti Keloharju, Samuli Knüpfer, Joacim Tåg. 2022. What prevents women from reaching the top?. *Financial Management* **86**. . [[Crossref](#)]

35. Lin Zhang. 2022. Age matters for girls: School entry age and female graduate education. *Economics of Education Review* **86**, 102204. [[Crossref](#)]
36. Pierre-Loup Beauregard, Marie Connolly, Catherine Haeck, Tímea Laura Molnár. 2022. Primary school reopenings and parental work. *Canadian Journal of Economics/Revue canadienne d'économie* **55**:S1, 248-281. [[Crossref](#)]
37. Eunhye Kwak. 2022. The emergence of the motherhood premium: recent trends in the motherhood wage gap across the wage distribution. *Review of Economics of the Household* **34**. . [[Crossref](#)]
38. Grace Lordan, Jörn-Steffen Pischke. 2022. Does Rosie Like Riveting? Male and Female Occupational Choices. *Economica* **89**:353, 110-130. [[Crossref](#)]
39. Judita Krasniqi, Labinot Hajdari. 2021. The impact of COVID-19 pandemic on double marginalisation of women in Kosovo. *Przegląd Europejski* :4-2021, 115-129. [[Crossref](#)]
40. Stepanenko et al.. 2021. Gender issue in modern education: Theory and practice. *International Journal of ADVANCED AND APPLIED SCIENCES* **8**:11, 87-95. [[Crossref](#)]
41. Sébastien Fontenay, Thomas Murphy, Ilan Tojerow. 2021. Child penalties across industries: why job characteristics matter. *Applied Economics Letters* 1-8. [[Crossref](#)]
42. Yi Chen, Hong Zhang, Li-An Zhou. 2021. Motherhood and Gender Wage Differentials within a Chinese Firm. *Economic Development and Cultural Change* **70**:1, 283-320. [[Crossref](#)]
43. Saara Vaahtoniemi. 2021. The finance wage premium: Finnish evidence from a gender perspective. *LABOUR* **35**:3, 412-431. [[Crossref](#)]
44. Deepak Malghan, Hema Swaminathan. 2021. Global trends in intra-household gender inequality. *Journal of Economic Behavior & Organization* **189**, 515-546. [[Crossref](#)]
45. Maik Hamjediers. 2021. Can Regional Gender Ideologies Account for Variation of Gender Pay Gaps? The Case of Germany. *Social Sciences* **10**:9, 347. [[Crossref](#)]
46. Matteo Picchio, Claudia Pigini, Stefano Staffolani, Alina Verashchagina. 2021. If not now, when? The timing of childbirth and labor market outcomes. *Journal of Applied Econometrics* **36**:6, 663-685. [[Crossref](#)]
47. Julia B. Bear. 2021. Forget the “Mommy Track”: Temporal Flexibility Increases Promotion Aspirations for Women and Reduces Gender Gaps. *Psychology of Women Quarterly* **45**:3, 294-307. [[Crossref](#)]
48. Signe Hald Andersen, Berkay Özcan. 2021. The effects of unemployment on fertility. *Advances in Life Course Research* **49**, 100401. [[Crossref](#)]
49. Raymundo M. Campos-Vazquez, Carolina Rivas-Herrera, Eduardo Alcaraz, Luis A. Martinez. 2021. The effect of maternity on employment and wages in Mexico. *Applied Economics Letters* 1-5. [[Crossref](#)]
50. Andreas Menzel, Christopher Woodruff. 2021. Gender wage gaps and worker mobility: Evidence from the garment sector in Bangladesh. *Labour Economics* **71**, 102000. [[Crossref](#)]
51. Aaron Reeves, Rachel Loopstra, Valerie Tarasuk. 2021. Family policy and food insecurity: an observational analysis in 142 countries. *The Lancet Planetary Health* **5**:8, e506-e513. [[Crossref](#)]
52. Christian Onyeji, Elizabeth Onyeji. 2021. Gender Representations of Females in Batswana Music: “Cultural” Sexism, Aesthetic Principles and Conflict of Social Values in Musical Performance Costuming. *Muziki* **18**:2, 95-119. [[Crossref](#)]

53. Gert Thielemans, Peter Fallesen, Dimitri Mortelmans. 2021. Division of Household Labor and Relationship Dissolution in Denmark 2001–2009. *Journal of Family Issues* 42:7, 1582–1606. [[Crossref](#)]
54. Francisco Gallego, Jeanne Lafortune. 2021. Baby commodity booms? The impact of commodity shocks on fertility decisions and outcomes. *Journal of Population Economics* 131. . [[Crossref](#)]
55. Philip Rosenbaum. 2021. Pregnancy or motherhood cost? A comparison of the child penalty for adopting and biological parents. *Applied Economics* 53:29, 3408–3422. [[Crossref](#)]
56. Irene Selwaness, Caroline Krafft. 2021. The Dynamics of Family Formation and Women's Work: What Facilitates and Hinders Female Employment in the Middle East and North Africa?. *Population Research and Policy Review* 40:3, 533–587. [[Crossref](#)]
57. Matthias Collischon, Andreas Eberl. 2021. Social capital as a partial explanation for gender wage gaps. *The British Journal of Sociology* 72:3, 757–773. [[Crossref](#)]
58. Fernanda Staniscuaski, Livia Kmetzsch, Rossana C. Soletti, Fernanda Reichert, Eugenia Zandonà, Zelia M. C. Ludwig, Eliade F. Lima, Adriana Neumann, Ida V. D. Schwartz, Pamela B. Mello-Carpes, Alessandra S. K. Tamajusuku, Fernanda P. Werneck, Felipe K. Ricachenevsky, Camila Infanger, Adriana Seixas, Charley C. Staats, Leticia de Oliveira. 2021. Gender, Race and Parenthood Impact Academic Productivity During the COVID-19 Pandemic: From Survey to Action. *Frontiers in Psychology* 12. . [[Crossref](#)]
59. Matthew Wiswall, Basit Zafar. 2021. Human Capital Investments and Expectations about Career and Family. *Journal of Political Economy* 129:5, 1361–1424. [[Crossref](#)]
60. Inés Berniell, Lucila Berniell, Dolores de la Mata, María Edo, Mariana Marchionni. 2021. Gender gaps in labor informality: The motherhood effect. *Journal of Development Economics* 150, 102599. [[Crossref](#)]
61. Miriam Gensowski, Mette Gørtz, Stefanie Schurer. 2021. Inequality in personality over the life cycle. *Journal of Economic Behavior & Organization* 184, 46–77. [[Crossref](#)]
62. Adrián Nieto. 2021. Native-immigrant differences in the effect of children on the gender pay gap. *Journal of Economic Behavior & Organization* 183, 654–680. [[Crossref](#)]
63. Allison C. Morgan, Samuel F. Way, Michael J. D. Hoefer, Daniel B. Larremore, Mirta Galesic, Aaron Clauset. 2021. The unequal impact of parenthood in academia. *Science Advances* 7:9. . [[Crossref](#)]
64. Tomas Balezentis, Mangirdas Morkunas, Artiom Volkov, Erika Ribasauskiene, Dalia Streimikiene. 2021. Are women neglected in the EU agriculture? Evidence from Lithuanian young farmers. *Land Use Policy* 101, 105129. [[Crossref](#)]
65. Céline Detilleux, Nick Deschacht. 2021. The causal effect of the number of children on gender-specific labour supply elasticities to the firm. *Industrial Relations Journal* 88. . [[Crossref](#)]
66. Naomi Gershoni, Corinne Low. 2021. Older Yet Fairer: How Extended Reproductive Time Horizons Reshaped Marriage Patterns in Israel. *American Economic Journal: Applied Economics* 13:1, 198–234. [[Abstract](#)] [[View PDF article](#)] [[PDF with links](#)]
67. Spencer Bastani, Ylva Moberg, Håkan Selin. 2021. The Anatomy of the Extensive Margin Labor Supply Response*. *The Scandinavian Journal of Economics* 123:1, 33–59. [[Crossref](#)]
68. Pål Schøne, Marte Strøm. 2021. Regional Oil-shock and Household Adaption. *SSRN Electronic Journal* . [[Crossref](#)]
69. Bernt Bratsberg, Andreas Kotsadam, Selma Walther. 2021. Male Fertility: Facts, Distribution and Drivers of Inequality. *SSRN Electronic Journal* 125. . [[Crossref](#)]

70. Sophia Schmitz, C. Katharina Spiess. 2021. The Importance of Mothers-in-Law's Employment for Their Daughter-in-Law's Labour Market Outcomes in West-Germany: Results and Mechanisms. *SSRN Electronic Journal* 38. . [[Crossref](#)]
71. Claudio Daminato, Eugenio Diaz-Farina, Massimo Filippini, Noemi Padrón-Fumero. 2021. The Impact of Smart Meters on Residential Water Consumption: Evidence from a Natural Experiment in the Canary Islands. *Resource and Energy Economics* 101221. [[Crossref](#)]
72. Deepak Malghan, Hema Swaminathan. 2021. Global Trends in Intra-household Gender Inequality. *SSRN Electronic Journal* 105. . [[Crossref](#)]
73. Esteban García-Miralles, Jonathan Leganza. 2021. Joint Retirement of Couples: Evidence from Discontinuities in Denmark. *SSRN Electronic Journal* 19. . [[Crossref](#)]
74. Enrico Rubolino. 2021. Taxing the Gender Gap: Labor Market Effects of a Payroll Tax Cut for Women in Italy. *SSRN Electronic Journal* 94. . [[Crossref](#)]
75. Heather Joshi, Alexander Bryson, David Wilkinson, Kelly Ward. 2020. The gender gap in wages over the life course: Evidence from a British cohort born in 1958. *Gender, Work & Organization* 36. . [[Crossref](#)]
76. Simen Markussen, Marte Strøm. 2020. Children and labor market outcomes: separating the effects of the first three children. *Journal of Population Economics* 98. . [[Crossref](#)]
77. Derek T. Tharp, Elizabeth J. Parks-Stamm. 2020. Gender Differences in the Intended Use of Parental Leave: Implications for Human Capital Development. *Journal of Family and Economic Issues* 88. . [[Crossref](#)]
78. Cecilia Arana Håkanson, Fanny Fredriksson, Helene Engstrand Lilja. 2020. Attention deficit hyperactivity disorder and educational level in adolescent and adult individuals after anesthesia and abdominal surgery during infancy. *PLOS ONE* 15:10, e0240891. [[Crossref](#)]
79. Martin Halla, Julia Schmieder, Andrea Weber. 2020. Job Displacement, Family Dynamics, and Spousal Labor Supply. *American Economic Journal: Applied Economics* 12:4, 253-287. [[Abstract](#)] [[View PDF article](#)] [[PDF with links](#)]
80. Sarah H. Bana, Kelly Bedard, Maya Rossin-Slater. 2020. The Impacts of Paid Family Leave Benefits: Regression Kink Evidence from California Administrative Data. *Journal of Policy Analysis and Management* 39:4, 888-929. [[Crossref](#)]
81. Holly Monti, Martha Stinson, Lori Zehr. 2020. How Long Do Early Career Decisions Follow Women? The Impact of Employer History on the Gender Wage Gap. *Journal of Labor Research* 41:3, 189-232. [[Crossref](#)]
82. Alexandre Mas, Amanda Pallais. 2020. Alternative Work Arrangements. *Annual Review of Economics* 12:1, 631-658. [[Crossref](#)]
83. Kelly Musick, Megan Doherty Bea, Pilar Gonalons-Pons. 2020. His and Her Earnings Following Parenthood in the United States, Germany, and the United Kingdom. *American Sociological Review* 85:4, 639-674. [[Crossref](#)]
84. Eva R. Johansen, Helena S. Nielsen, Mette Verner. 2020. Long-Term Consequences of Early Parenthood. *Journal of Marriage and Family* 82:4, 1286-1303. [[Crossref](#)]
85. Stephen J. Lusch, James Stekelberg. 2020. State Tax Haven Legislation and Corporate Income Tax Revenues. *Public Finance Review* 48:3, 354-383. [[Crossref](#)]
86. Marianne Bertrand. 2020. Gender in the Twenty-First Century. *AEA Papers and Proceedings* 110, 1-24. [[Abstract](#)] [[View PDF article](#)] [[PDF with links](#)]
87. Michael Christl, Monika Köppl-Turyna. Gender Wage Gaps and Skills 1-21. [[Crossref](#)]

88. Jack Blundell. 2020. Wage Responses to Gender Pay Gap Reporting Requirements. *SSRN Electronic Journal* . [[Crossref](#)]
89. Pontus Korsgren, Max van Lent. 2020. Earmarked Paternity Leave and Well-Being. *SSRN Electronic Journal* . [[Crossref](#)]
90. Miriam Gensowski, Mette Gørtz, Stefanie Schurer. 2020. Personality Dynamics over the Lifecourse. *SSRN Electronic Journal* . [[Crossref](#)]
91. Sitian Liu, Yichen Su. 2020. The Geography of Jobs and the Gender Wage Gap. *SSRN Electronic Journal* . [[Crossref](#)]
92. Jaan Masso, Jaanika Meriküll, Priit Vahter. 2020. The Role of Firms in the Gender Wage Gap. *SSRN Electronic Journal* **67**. . [[Crossref](#)]
93. Sabrina Wulff Pabilonia, Victoria Vernon. 2020. Telework and Time Use in the United States. *SSRN Electronic Journal* **122**. . [[Crossref](#)]
94. Philippe Askenazy, Luc Behaghel, Morgane Laouenan, Dominique Meurs. 2019. Quarante ans d'analyse du travail et de l'emploi : points de vue de quatre économistes. *Travail et emploi* :158, 69-94. [[Crossref](#)]
95. Deepak Hegde, Manav Raj. 2019. Does Gender Affect Work? Evidence from U.S. Patent Examination. *SSRN Electronic Journal* . [[Crossref](#)]
96. Tomas Lichard, Filip Pertold, Samuel Škoda. 2019. Do Women Face a Glass Ceiling at Home? The Division of Household Work among Dual-Earner Couples. *SSRN Electronic Journal* . [[Crossref](#)]
97. Sandra Aguilar-Gomez, Eva Arceo-Gomez, Elia De la Cruz Toledo. 2019. Inside the Black Box of Child Penalties. *SSRN Electronic Journal* . [[Crossref](#)]
98. Yining Geng. 2018. Impact of Family Planning Policy on Gender Inequality: Evidence from China. *SSRN Electronic Journal* . [[Crossref](#)]
99. Tim Liu, Christos Andreas Makridis, Paige Ouimet, Elena Simintzi. 2017. Is Cash Still King: Why Firms Offer Non-Wage Compensation and the Implications for Shareholder Value. *SSRN Electronic Journal* **55**. . [[Crossref](#)]