

Transportation Costs and International Trade in the Second Era of Globalization

David Hummels

From 1950–2004, world trade grew at a rapid average rate of 5.9 percent per annum. The annual growth rate of manufacturing trade was even faster, at 7.2 percent. For the world as a whole, the ratio of trade relative to output more than tripled over the last five decades (World Trade Organization, International Trade Statistics, 2005). Similarly, the sum of U.S. imports and exports rose from 6.5 percent of GDP in 1960 to about 20 percent of GDP in the early 2000s (based on data at <http://www.bea.gov>).

One prominent possible explanation for the rise in international trade is a decline in international transportation costs. Economic historians have documented how technological change led to substantial reductions in shipping costs from 1850–1913 (Harley, 1980, Harley, 1989; North, 1958, 1968; Mohammed and Williamson, 2004). Econometric evidence has subsequently linked shipping cost declines to rapid growth in trade during that first era of globalization (Estevadeordal, Frantz, and Taylor, 2003). The decades since World War II have also witnessed significant technological change in shipping, including the development of jet aircraft engines and the use of containerization in ocean shipping. However, documentation of the actual decline in shipping costs in recent decades has been lacking. This paper will draw on an eclectic mix of data to characterize the patterns of international ocean and air transportation costs in the last few decades.

Understanding modern changes in transportation costs turns out to be unexpectedly complex. Shifts in the types of products traded, the intensity with which they use transportation services, and whether these goods are shipped by ocean or air freight all affect measured costs. At various times, improvements in transportation technology have been partially offset by significant changes in input costs and

■ *David Hummels is Associate Professor of Economics, Purdue University, West Lafayette, Indiana. His e-mail address is hummelsd@purdue.edu.*

in the nature of what is traded. Moreover, the economic effects of improved transportation are apparent not only in *how much* trade has grown, but also in *how* trade has grown. Improvements in the quality of transportation services—like greater speed and reliability—allow corresponding reorganizations of global networks of production and new ways of coping with uncertainty in foreign markets.

I begin with an overview of how goods are transported across international borders, with an emphasis on ocean and air transport. I discuss different ways of placing transportation costs in economic context and then discuss patterns of technological changes and price indexes for international air and ocean shipping. I employ regression analysis to sort out the role of cost shocks and technological and compositional change in shaping the time series in transportation costs and then draw out implications of these trends for the changing nature of trade and integration. Much of the data employed here can be difficult to find, but of great use to researchers going forward. An appendix at the end of the paper describes where to find data and offers links to a website that provides all of the data underlying this paper's tables and figures.

How Goods Move

Roughly 23 percent of world trade by value occurs between countries that share a land border. This proportion has been nearly constant over recent decades, though it varies significantly across continents. For Africa, the Middle East, and Asia, between 1 and 5 percent of trade by value is with land-neighboring countries; for Latin America, trade with land neighbors is 10 to 20 percent of the whole, and for Europe and North America it is 25–35 percent of trade. Detailed data on the value of trade by different modes of transportation are sparse, but U.S. and Latin American data suggest that trade with land neighbors is dominated by surface modes like truck, rail, and pipeline, with perhaps 10 percent of trade going via air or ocean, based on my calculations using data from United Nations Commodity Trade Statistics Database (UN Comtrade), the U.S. Census Bureau's *U.S. Exports/Imports of Merchandise*, and the Economic Commission for Latin America and the Caribbean's International Transport Database (Base de datos de Transporte Internacional), or the ECLAC BTI, all discussed in more detail in the appendix.

For trade with nonadjacent partners, nearly all merchandise trade moves via ocean and air modes. Bulk commodities like oil and petroleum products, iron ore, coal, and grains are shipped almost exclusively via ocean cargo. Bulk cargoes constitute the majority of international trade when measured in terms of weight, but are a much smaller and shrinking share of trade when measured in value terms.

Manufactured goods are the largest and most rapidly growing portion of world trade. To illustrate how they are transported, Table 1 reports worldwide data on ocean and air shipping of non-bulk-traded goods. Air shipments represent less than 1 percent of total tons and ton-miles shipped, but are growing rapidly. Between 1975 and 2004, air tonnages grew at 7.4 percent per annum, much faster than both

Table 1A
World Trade

Year	World trade			World trade			
	All goods		Manufactures	Quantities of nonbulk cargoes			
	(2000 US\$bn)	Million tons	(2000 US\$bn)	Million tons		Billion ton-miles	
				Ocean	Air	Ocean	Air
1951			179				0.2
1955	505	880	222				0.3
1960	623	1080	301	307			0.7
1965	844	1640	453	434		1537	1.8
1970	1152	2605	684	717		2118	4.3
1975	2341	3072	1307	793	3.0	2810	7.7
1980	3718	3704	2009	1037	4.8	3720	13.9
1985	2759	3382	1683	1066	6.5	3750	19.8
1990	4189	4008	2947	1285	9.6	4440	31.7
1995	5442	4651	4041	1520	14.0	5395	47.8
2000	6270	5983	4688	2533	20.7	6790	69.2
2004	8164	6758	6022	2855	23.4	8335	79.2
<i>Annualized growth rates</i>							
<i>Whole sample</i>	7.40	5.37	7.04	5.20		4.43	11.72
1975–2004	4.40	2.76	5.41	4.52	7.37	3.82	8.35

Table 1B
U.S. Air Trade

Year	U.S.: Air share of trade value (excluding North America)	
	Imports	Exports
1951		
1955		
1960		
1965	8.1	11.9
1970	12.1	19.5
1975	12.0	19.3
1980	13.9	27.6
1985	19.8	36.3
1990	24.6	42.3
1995	33.1	44.3
2000	36.0	57.6
2004	31.5	52.8
<i>Annualized growth rates</i>		
<i>Whole sample</i>	3.55	3.89
1975–2004	3.40	3.53

Sources: World trade data from the World Trade Organization's "International Trade Statistics, 2005," and authors calculations. World air shipments from the International Air Transport Association's (IATA's) *World Air Transport Statistics*. World ocean shipments from United Nations Conference on Trade and Development's *Review of Maritime Transport*. U.S. data from the U.S. Census Bureau's *Statistical Abstract of the United States*, *U.S. Imports of Merchandise*, and *U.S. Exports of Merchandise*.

ocean tonnage and the value of world trade in manufactures in this period. The relative growth of air shipping is even more apparent in looking at ton-miles shipped, with 11.7 per annum growth rates going back to 1951.

Because the heaviest goods travel via ocean, weight-based data on international trade significantly understate the economic importance of air shipping. Table 1B reports the value share of air shipments in U.S. trade with nonadjacent partners. In the past 40 years, air shipments have grown to represent a third of the value of U.S. imports and more than half of U.S. exports with countries outside North America. Data on mode of transport for international trade are not broadly available for other countries, but the increased U.S. reliance on air shipping does not appear to be an anomaly. Excluding land neighbors, the air share of import value in 2000 exceeded 30 percent for Argentina, Brazil, Colombia, Mexico, Paraguay, and Uruguay (based on author's calculations using data from *U.S. Exports/Imports of Merchandise* and ECLAC BTI).

Why has air transport grown so rapidly? As the next sections show, a major factor has been a sharp decline in the relative cost of air shipping. Less obviously, but perhaps as important, Table 1 shows that a dollar of traded merchandise weighs much less today than in previous years. From 1960–2004, the real value of trade in manufactures grew about 1.5 percent per year faster than the weight of nonbulk cargoes. If bulk commodities are included in the calculation, the real value of all trade grew 1.8 percent faster per year than the weight of all trade.

A fall in the weight/value ratio of trade leads to more air transport for two reasons. First, the marginal fuel cost of lifting a 100 kilogram package into the air is considerably higher than the cost of floating it on water. Second, consumers are sensitive to changes in the delivered price of merchandise, not to changes in the transportation price. If transportation is but a small fraction of the delivered price, then when choosing transport mode, the explicit costs of transportation may be trumped by implicit costs such as timeliness or reliability.

Consider this example. I want to import a \$16 bottle of wine from France. Air shipping costs of \$8 are twice ocean shipping costs of \$4. Going from ocean to air increases the delivered cost by \$4 or 25 percent of the original price. Now I want to import a \$160 bottle of wine from France. The shipping costs are the same, but the \$4 cost to upgrade to air shipping represents just a 2.5 percent increase in the delivered price. The consumer is much more likely to use the faster but more expensive shipping option when the percentage effect on delivered price is smaller.

Similarly, the gains from employing air rather than surface shipping are more pronounced on longer routes. Choosing air transport from the United Kingdom to France might save a shipper five hours, while choosing air transport from China to France might save five weeks. Further, as I show below, the marginal cost of air shipping cargo an additional mile is falling rapidly. These insights help explain a final interesting pattern in the Table 1 data: over time, the average air shipment is getting longer and the average ocean shipment is getting shorter. Combining the tons and ton-miles data (for example 8,335 billion ton-miles/2855 million tons in 2004), ocean-shipped cargo traveled an average of 2,919 miles in 2004, down from

3,543 miles in 1975. In contrast, air-shipped cargo traveled 3,383 miles on average in 2004, up from 2,600 miles in 1975.

Transportation Costs in Perspective

There are three ways to put the economic importance of transportation costs in perspective: by examining 1) transportation costs relative to the value of the goods being moved; 2) transportation costs relative to other known barriers to trade, like tariffs; and 3) the extent to which transportation costs alter relative prices.

Ad Valorem Measures of Transportation Costs

International trade economists typically express transportation costs in ad valorem terms, that is, the cost of shipping relative to the value of the good. This is equivalent to the percentage change in the delivered price as a result of paying for transportation.¹

The best data for evaluating the ad valorem impact of transportation costs over time comes from a few importers such as New Zealand and the United States that collect freight expenditures as part of their import customs declarations.² These data enable us to examine ad valorem transportation costs for an individual good, or to calculate aggregate expenditures on transportation divided by aggregate import value. This aggregate measure is equivalent to an average of ad valorem transport costs for each good, after weighting each good by its share of value in trade.³

The New Zealand data cover 1963–1997, a period in which aggregate transportation expenditures fluctuated between a low of 7 percent of import value (in 1970) and a high of 11 percent (in 1974) but exhibited no clear trend. The U.S. data cover 1974–2004, a period in which aggregate expenditures on freight

¹ Transportation costs drive a wedge between the price at the place of origin and the price at the destination. Denoting the origin price as p , destination price as p^* , and per unit shipping costs as f , $p^* = p + f$. Then the ad valorem percentage change in prices induced by transportation is $p^*/p = 1 + f/p$. A common but inaccurate approach is to model the f term as a constant percentage τ of value shipped, in which case the ad valorem cost is $p^*/p = 1 + \tau p/p = 1 + \tau$ and is independent of the goods price.

² Several authors investigating trade growth have employed indirect measures of transportation costs constructed using a “matched partner” technique. In principle, exporting countries report trade flows exclusive of freight and insurance and importing countries report flows inclusive of freight and insurance. If measured without error, comparing the valuation of the same flow reported by both the importer and exporter yields a difference equal to transport costs. However, Hummels and Lugovsky (2006) show that the “matched partner” technique is subject to enormous measurement error and in fact produces time series variation that is orthogonal to actual variation in shipping costs.

³ F^k represents transportation expenditures for a single good k . Summing F^k over goods and dividing by the total value of imports gives aggregate expenditures, τ^{agg} , on transportation as a share of trade, $\tau^{agg} = \sum_k F^k / \sum_k (pq)^k = \sum_k \tau^k s^k$. This is the same as averaging the ad valorem transportation expenditure for each good, $\tau^k = F^k / (pq)^k$, after weighting each good by its share in trade, $s^k = (pq)^k / \sum_k (pq)^k$.

declined steadily from about 8 percent of the value of total imports in 1974 down to about 4 percent in 1997 before leveling off. However, the apparent downward trend in the U.S. data may be misleading. The contrast with the New Zealand data and evidence in the next section makes clear that much of the apparent decline in aggregate U.S. transport expenditures in this period is an artifact of the 1974 starting point and the large effect of the oil shock on prices in that year.

Aggregate freight expenditures can paint an incomplete picture of transportation costs. Since the share of trade in a particular product or from a particular exporter tends to be low when shipping costs are high, goods with high transportation costs tend to receive low weights when aggregating. A switch toward more proximate trading partners, or toward more transportable goods, can lower the aggregate value of expenditures on transportation even if true shipping costs are unchanged. Similarly, an increase in transport service quality can raise aggregate expenditures considerably. In the sections below, I provide measures that control for these important compositional shifts.

Transportation Costs vs. Tariffs

Studies examining customs data consistently find that transportation costs pose a barrier to trade at least as large as, and frequently larger than, tariffs. Trade negotiations have steadily reduced tariff rates, with average U.S. import tariffs dropping from 6.0 to 1.5 percent since 1950 (U.S. International Trade Commission) and worldwide average import tariffs dropping from 8.6 to 3.2 percent between 1960 and 1995 (Clemens and Williamson, 2002). As tariffs become a less important barrier to trade, the contribution of transportation to total trade costs—shipping plus tariffs—is rising.

Transport expenditures on the median good were half as much as tariff duties for U.S. imports in 1958 (Waters, 1970) and equal to tariff duties in 1965 (Finger and Yeats, 1976). By 2004, aggregate expenditures on shipping for total imports were three times higher than aggregate tariff duties paid. For the median individual shipment in U.S. imports in 2004, exporters paid \$9 in transportation costs for every \$1 they paid in tariff duties. Moreover, the United States is actually a notable outlier in that it pays *much less* for transportation than other countries. In 2000, aggregate transportation expenditures for major Latin America countries were 1.5 to 2.5 times higher than for the United States (based on author's calculations using *U.S. Imports of Merchandise* and ECLAC BTI data).

Transportation Costs and the Relative Prices of Goods

Ad-valorem transportation costs for a particular product depend on how far the good is shipped, the quality of the transport service offered, and the weight/value ratio of the good. Because all three factors vary considerably across shipments, transportation costs significantly alter relative prices and patterns of trade.

Transportation costs play an especially large role in altering relative prices across exporters and determining bilateral variation in trade. This pattern can be seen by calculating ad-valorem transportation costs for each product in U.S. im-

ports in 2004 and sorting exporters from most to least expensive. For a typical product, exporters in the 90th percentile of costs faced shipping charges that were 11 times greater than those faced by exporters in the 10th percentile. This bilateral variation is considerably more than is found in tariff rates.

Fixing origin and destination, transportation costs also change the relative prices of different goods in the export bundle. The weight/value ratio of a good is a useful summary statistic both for the intensity of transportation services it consumes, and of the impact that transportation costs will have on its delivered price. Compare the cost of shipping \$100 of coal (weighing a metric ton) to \$100 of computer microchips (weighing a few ounces). The greater weight and bulk of the equivalent value of coal requires greater stowage space and fuel expenditures to move, which means that transportation increases the delivered price of coal relative to microchips. Similarly, compare the impact of transportation costs on the delivered price of a \$10 wristwatch and a \$1,000 wristwatch of similar weight and size. The \$1,000 watch will typically require higher quality transportation services such as more insurance, greater care in handling, and more rapid delivery, but these services are not 100 times more expensive than those demanded for the \$10 watch. Hummels and Skiba (2004) estimate that a 10 percent increase in product price leads to an 8.6 percent fall in the ad-valorem transport cost. That is, transportation lowers the delivered price of high-quality relative to low-quality goods.

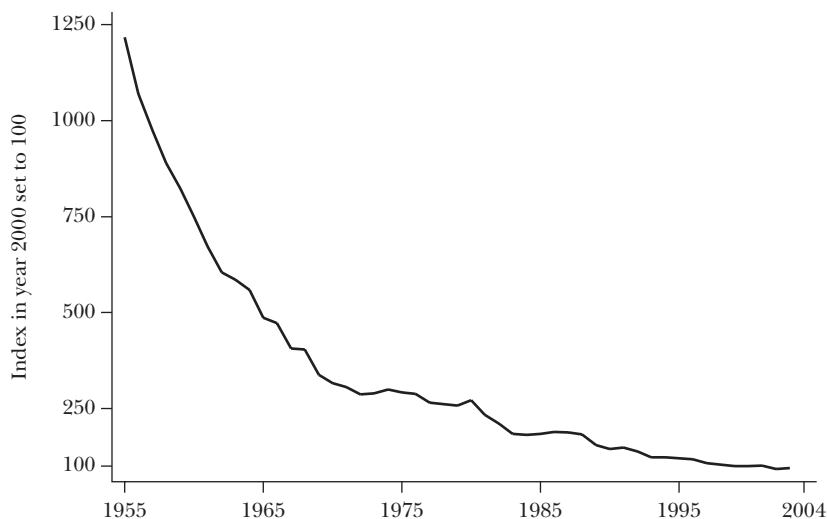
Air Transport

Commercial aviation has undergone rapid technological change, including improvements in avionics, wing design, materials, and most importantly the adoption of jet engines. Jet engines are faster, more fuel efficient and reliable, and require much less maintenance compared to the piston engines they replaced. Gordon (1990) calculates price indices for aircraft that adjust for these quality changes and finds dramatic declines in real prices of aircraft after jet engines were introduced. From 1957–1972, the period in which jet engine usage became widespread, quality-adjusted real prices for aircraft fell at a rate of 12.8 to 16.6 percent per year, depending on the method of calculation. Quality change in commercial aviation slowed considerably after 1972, but quality-adjusted aircraft prices were still dropping by 2.2 to 3.8 percent per year from 1972–1983.

Air Transportation Prices

Data on international air transportation prices are sparsely reported. However, the limited data do paint a clear portrait of decline over time in air shipping prices.

The International Air Transportation Association surveys international air carriers and reports worldwide data on revenues and quantities shipped in their annual *World Air Transport Statistics* (WATS). Figure 1 shows average revenue per ton-kilometer shipped for all air traffic worldwide, indexed to 100 in 2000. Over this 50-year period, this measure of costs per ton fell more than ten times that much.

*Figure 1***Worldwide Air Revenue per Ton-Kilometer**

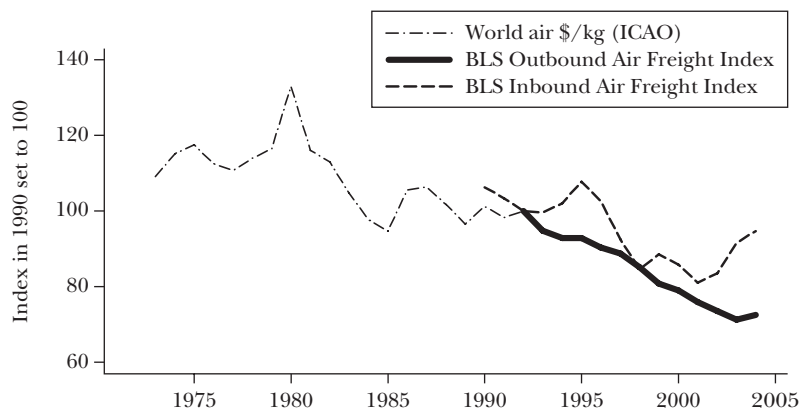
Source: International Air Transport Association, *World Air Transport Statistics*, various years.

Expressed in 2000 U.S. dollars, the price fell from \$3.87 per ton-kilometer in 1955 to under \$0.30 from 1955–2004. As with Gordon’s (1990) measure of quality-adjusted aircraft prices, declines in air transport prices are especially rapid early in the period. Average revenue per ton-kilometer declined 8.1 percent per year from 1955–1972, and 3.5 percent per year from 1972–2003.

The period from 1970 onward is of particular interest, as it corresponds to an era when air transport grew to become a significant portion of world trade, as shown in Table 1. In this period, more detailed data are available. The U.S. Bureau of Labor Statistics reports air freight price indices for cargoes inbound to and outbound from the United States for 1991–2005 at (<http://www.bls.gov/mxp>). The International Civil Aviation Organization (ICAO) published a “Survey of International Air Transport Fares and Rates” annually between 1973 and 1993. These surveys contain rich overviews of air cargo freight rates (price per kilogram) for thousands of city-pairs in air travel markets around the world. The “Survey” does not report the underlying data, but it provides information on mean fares and distance traveled for many regions as well as simple regression evidence to characterize the fare structure. Using this data, I construct predicted cargo rates in each year for worldwide air cargo and for various geographic route groups.

I deflate both the International Civil Aviation Organization and Bureau of Labor Statistics series using the U.S. GDP deflator to provide the price of air shipping measured in real U.S. dollars per kilogram, and normalize the series to equal 100 in 1992. The light dashed lines in Figure 2 report the ICAO time series on worldwide air cargo prices from 1973–1993 (with detailed data on annual rates of change for each ICAO route group reported in the accompanying note).

Figure 2
Air Transport Price Indices



Source: International Civil Aviation Organization (ICAO), “Survey of Air Fares and Rates,” various years; U.S. Department of Labor Bureau of Labor Statistics (BLS) import/export price indices, <http://www.bls.gov/mxp/>.

Notes: ICAO Data on Route Groups:

Annualized growth rates for 1973–80 of shipping price per kg (in year 2000 dollars): All routes 2.87; North Atlantic 1.03; Mid Atlantic 3.45; South Atlantic 3.98; North and Mid Pacific –3.43; South Pacific –2.49; North to Central America 3.63; North and Central America to South America 2.34; Europe to Middle East 4.80; Europe and Middle East to Africa 1.84; Europe/Middle East/Africa to Asia/Pacific 3.32; Local Asia/Pacific 0.97; Local North America 1.63; Local Europe 4.51; Local South America 2.53; Local Middle East 1.92; Local Africa 4.94.

Annualized growth rates for 1980–93 of shipping price per kg (in year 2000 dollars): All routes –2.52; North Atlantic –3.59; Mid Atlantic –3.36; South Atlantic –3.92; North and Mid Pacific –1.48; South Pacific –0.98; North to Central America –0.72; North and Central America to South America –1.34; Europe to Middle East –3.02; Europe and Middle East to Africa –2.34; Europe/Middle East/Africa to Asia/Pacific –2.78; Local Asia/Pacific –1.52; Local North America –1.73; Local Europe –2.63; Local Central America 0.97; Local South America –2.25; Local Middle East –1.46; Local Africa –2.43.

Pooling data from all routes, prices increase 2.87 percent annually from 1973 to 1980 and then decline 2.52 percent annually from 1980 to 1993. The increases in the first period largely reflect oil price increases. The timing of the rate reduction also coincides well with the WATS data, which show little price change in the 1970s and more rapid declines in the 1980s. The post-1980 price declines vary substantially over routes, with longer routes and those involving North America showing the largest drops.

Bureau of Labor Statistics data on air freight outbound from the United States for 1992–2004 are plotted with the solid line in Figure 2, while inbound data to the United States for 1991–2004 are plotted with the thick dashed line. The real price of outbound air freight fell consistently at a rate of 2.1 percent per year in this period. The real price of inbound air freight fell 2.5 percent per year from 1990–2001 and then rose sharply (4.8 percent per year) thereafter, perhaps reflecting greater security costs after September 11, 2001.

Whether looking at quality-adjusted prices for aircraft, simple average revenue measures of air transportation prices, or more carefully constructed air freight price indices, one sees a clear picture. Prices drop precipitously after the introduction of jet engines, and at a slow, steady pace in the three decades thereafter.

Ocean Transport

Ocean transport of dry (non-oil) cargo consists of two distinct markets: tramp and liner shipping. Tramps have traditionally been used for shipping large quantities of bulk commodities on a charter basis, with shipping prices set in spot markets. In recent years, a small fraction of containerized tramps have been employed to lift general cargoes. Liners are used for “general” cargoes—that is, all but large quantity bulk cargoes—and ply fixed trade routes in accordance with a predetermined timetable. The liner trade is organized into cartels, or conferences, which discuss, and perhaps collude in, the setting of prices and market shares. The extent to which these cartels are able to charge monopoly markups is an open question in the literature. Davies (1986) argues that, despite apparent collusive behavior by the liner conferences, the general cargo market is contestable and that this prevents incumbent firms from colluding to raise rates. Sjostrom (1992) reviews an older empirical literature that links shipping prices to product prices as evidence for market power. More recently, Hummels, Lugovskyy, and Skiba (2007) show that liners charge shipping prices that are much higher for goods whose import demand is relatively inelastic, which is precisely what one would expect if shipping firms were exercising market power.

Ocean shipping has undergone several important technological and institutional changes in the postwar era: the growth of open registry shipping, scale effects from increased trade volumes, and the introduction of containerization. Open registry shipping is the practice of registering ships under flags of convenience—for example, Liberia or Panama—to circumvent higher regulatory and manning costs imposed by wealthier nations. Open registry fleets comprised 5 percent of world shipping tonnage in 1950, 31.1 percent in 1980, and 48.5 percent in 2000 (OECD, *Maritime Transport*, for 1950; UNCTAD, *Review of Maritime Transport*, various years). Tolofari (1986) estimates that vessel operating costs for open registry ships are from 12 to 27 percent lower than traditional registry fleets, with most of the estimated savings coming from manning expenses.

The rise in world trade may have had significant impacts on shipping prices through scale effects. In periods of rapidly rising demand, shipping capacity becomes scarce and spot shipping prices rise quickly. Over longer periods however, rising demand for shipping may actually lower shipping prices. The reason is that the capacity of a modern ocean-going liner vessel is large relative to the quantities shipped by smaller exporting nations. As a consequence, vessels may stop in a dozen ports and in many different countries to reach capacity. As trade quantities

increase, it is possible to realize gains from several sources more effectively. First, trade growth along a route promotes entry with rival liner companies competing away transportation markups. This effect is not trivial; in 2006, one in six importer-exporter pairs was served by a single liner service, and over half were served by three or fewer (Hummels, Lugovsky, and Skiba, 2007). Service also becomes more frequent, with days rather than weeks elapsing between vessel calls in port. Second, a densely traded route allows for effective use of hub-and-spoke shipping economies—small container vessels move cargo into a hub where containers are aggregated into much larger and faster containerships for longer hauls. Examples include the European hub of Rotterdam, as well as Asian hubs in Singapore and Hong Kong. Third, the movement of some goods, like bulk commodities, crude oil, refrigerated produce, and automobiles requires specialized vessels. Increased quantities of trade allow introduction of these specialized ships along a route. Similarly, larger ships will be introduced on heavily traded routes, and these ships enjoy substantial cost savings relative to older smaller models still in use.

An example of these effects in combination can be seen in the introduction of containerized shipping. Containerized shipping is thought by many specialists to be one of the most important transportation revolutions in the twentieth century; Levinson (2006) provides an excellent and accessible popular history of containerization and its effects. The use of standardized containers provides cost savings by allowing goods to be packed once and moved over long distances via a variety of transport modes—truck, rail, ocean liner, rail, then truck again—without being unpacked and repacked. In this way, containerization reduces direct port costs such as storage and stevedoring (port labor) as well as indirect costs incurred during lengthy port stops (the rental rate on unused capital while a ship sits idle in port). The indirect costs are critical: estimates place break-bulk (noncontainer) cargo ships' time in port at one-half to two-thirds of the ship's life (UNCTAD, *Unitization of Cargo*, 1970). Containerization also creates savings on the ocean leg. Larger and faster ships substantially reduce the price per ton-mile while the ship is steaming, but they incur higher indirect port costs (idle time) in proportion to their increased capital expense (Gilman, 1983). Because containerships spend more time steaming, investments in larger, faster ships become feasible.

Containerized shipping was first introduced in the United States in the 1960s, then on U.S.–Europe and U.S.–Japan routes in the late 1960s and into the 1970s, then to developing countries from the late 1970s onward. The reason behind this seemingly slow pattern of diffusion lies in the large fixed costs of adoption, and the differential cost savings that containers yield. To make full use of containerization requires container-ready ocean liners and ports adapted to container use, which require specialized cranes, storage areas, and rail-heads. As a result, containerization was first adopted on the most heavily traded routes. Developing nations were especially slow to adopt, both because of lower scale and because of factor prices. In countries where capital is scarce and labor abundant, the capital cost of building container ports is higher, and the port labor cost savings of containers much lower.

Price Indices

Have technological and institutional changes resulted in lower ocean shipping prices? To answer this I examine price indices, based on U.S. dollars per quantity shipped, for tramp and liner shipping. Many such indices exist, but two stand out for their length of coverage.

For the price of tramp trip charters, I will focus on the index originally constructed by the *Norwegian Shipping News (NSN)* and later continued by *Lloyd's Shipping Economist*. A trip charter is a contract to ship a large quantity of a dry bulk commodity between specific ports, and may include some minimal loading and/or unloading expenses. The trip charter price index represents a weighted bundle of spot market prices, measured in U.S. dollars per ton, for shipping major bulk commodities on several important routes worldwide.

For the price of liner shipping, I will focus on an index constructed by the German Ministry of Transport. The liner index emphasizes general cargoes, including containerized shipping and manufactured merchandise of all sorts, and so is more representative of the commodity composition of the majority of world trade. It also covers loading and unloading expenses, which are particularly relevant since reductions in cargo handling costs are thought to be a major source of gains from containerization. This index does not offer comprehensive geographic coverage, focusing only on liners loading and unloading in Germany and the Netherlands.

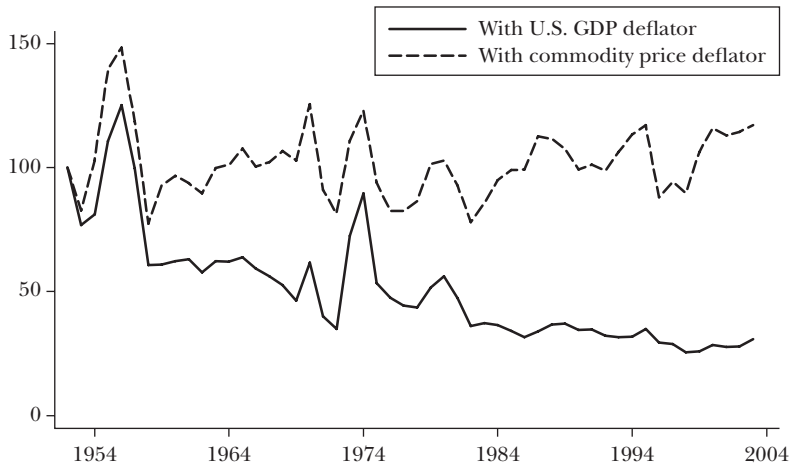
To evaluate the real costs of shipping over time, an appropriate deflator must be chosen. Tramp prices are set in competitive markets and quoted in U.S. dollars. I deflate these indices using the U.S. GDP deflator, and also using a price index for bulk commodities typically shipped via tramps. This commodity index includes the price of iron ore and various grains, based on the price series taken from *International Financial Statistics* published by the IMF. Using the U.S. GDP deflator provides a constant dollar value for the unit price of tramp shipping a given quantity of merchandise. Using the bulk commodity price index yields the price of shipping a bundle of goods relative to the price of that bundle, a crude measure of the ad valorem barrier posed by shipping costs. The liner index is deflated using the German GDP deflator, and a composite traded goods price index for Germany.

Figure 3 displays the price series for trip charters and shows several price spikes. The price spikes in the 1970s are clearly attributable to oil price shocks, and the price spike in the 1954–1957 period is probably due to a combination of high demand from unexpectedly large U.S. grain exports to Europe and the Suez Canal Crisis. The latter led to sharply increased war premiums and expensive rerouting of ships on Asia–Europe trade routes when the Suez Canal was closed. Setting aside these spikes, we can see two clear trends. The price of bulk shipping measured in real dollars per ton (the solid line) has declined steadily over time so that it is now half as much as in 1960 and a third the price in 1952. However, when measured relative to the commodity price deflator (the dashed line), there are large fluctuations but no downward trend. While the cost of shipping a ton of wheat or iron ore

Figure 3

Tramp Price Index

(with U.S. GDP deflator and with commodity price deflator)



Source: United Nations Conference on Trade and Development, *Review of Maritime Transport*, various years.

Note: Tramp prices deflated by a U.S. GDP deflator and tramp prices deflated by commodity price deflator.

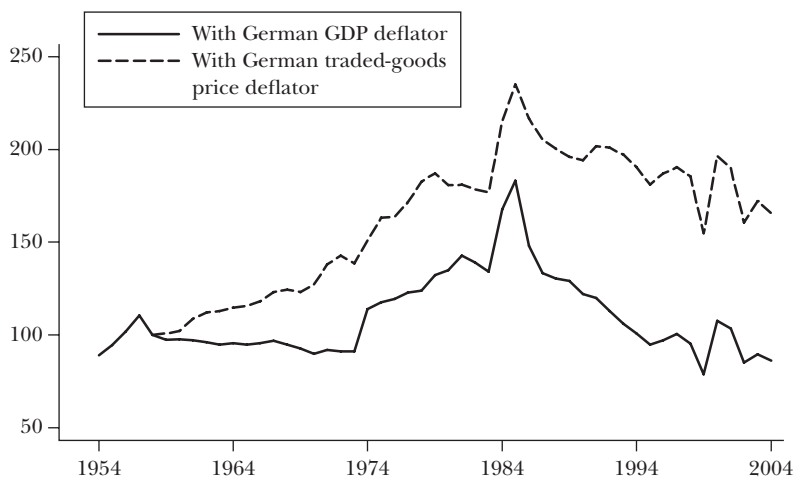
has steadily declined, the cost of shipping a dollar value of wheat or iron ore has not.

Figure 4 displays the liner price time series. Measured relative to traded goods prices, liner prices rise steadily against German import prices before peaking in 1985. Measured relative to the German GDP deflator (solid line), liner prices decline until the early 1970s, rise sharply in 1974 and throughout the late 1970s, spike in the 1983–1985 period, then decline rapidly thereafter.

The very sharp increases in the German cost of shipping from 1983–1985 is likely due to the rapid real depreciation of the German deutschemark in this period, which made German purchases of all international goods and services more expensive. Accordingly, the 1983–85 spike is probably not representative of what happened worldwide in this short period.

However, the rapid liner price increases facing Germany in the 1970s did occur more broadly. Throughout the 1970s, UNCTAD’s annual *Review of Maritime Transport* reported in some detail price changes announced by shipping conferences, with annual nominal increases of 10–15 percent being common across nearly all routes. The same publication also reports the ad valorem shipping rates for a small number of specific commodities and routes from 1963–2004. Examples include rubber shipped from Malaysia to Europe, cocoa beans shipped from either Ghana or Brazil to Europe, and tea shipped from Sri Lanka to Europe. Converted to real dollars per quantity shipped, these liner prices increased by 67 percent in the 1970s.

Figure 4

Liner Price Index*(with German GDP deflator and with German traded goods price deflator)*

Source: United Nations Conference on Trade and Development *Review of Maritime Transport*, various years.

Note: Liner prices deflated by a German GDP deflator and liner prices deflated by a German traded-goods price deflator.

Why Didn't Containerization Reduce Measured Ocean Shipping Rates?

These liner rate increases reported in Figure 4 are especially surprising given that they occurred shortly after the introduction of containerization to European liner trades. If containerization and the associated productivity gains led to lower shipping prices, as is widely believed and as Levinson (2006) qualitatively argues, the effect should appear in the liner series. Yet liner prices exhibit considerable increases, both in absolute terms and relative to tramp prices after containers are introduced. Further, data series that span the introduction of containerization, such as the New Zealand imports data and the UNCTAD *Review of Maritime Transport* series measuring costs for specific goods and routes, show no clear decline either.

One possible explanation for this puzzling finding is that the real gains from containerization might come from unmeasured quality change in transportation services. Containerships are faster than their predecessors, and for loading and unloading are much quicker than with break bulk cargo. In addition, containers allow cargo tracking, so that firms know precisely where goods are en route and when they will arrive. As I describe in more detail below, speed improvements are of substantial and growing value to international trade. To the extent that these quality improvements do not show up in measured price indices, the indices understate the value of the technological advance.

Still, many of the purported improvements of container shipping should have lowered explicitly measured ocean shipping costs, and apparently did not. Why?

Levinson (2006) argues that the historical data series are inadequate for capturing the true cost savings of containerization. Measuring the true impact of containers requires data on freight prices for similar goods and routes, with some shipments using containers while others do not. The U.S. Waterborne Trade Database has such data for 1991–2003. Blonigen and Wilson (2006) use these data to estimate the dependence of shipping costs on container usage in the cross-section. They show that, at a point in time, increasing the share of trade that is containerized by 1 percent lowers shipping costs by only .05 percent. If these cost estimates apply equally well to the introduction of containerization in the longer time series, the quantitative impact of containers on reducing shipping costs may have been modest, even if all else were held equal.

But all else was not equal. In the period during which containerization was spreading, input costs, including fuel, ship prices, and port costs, were skyrocketing. Sletmo and Williams (1981) report that liner operating costs rose 14–18 percent per annum in the 1970s as a result of the oil price shocks, with an especially large impact for more fuel-hungry containerships. They further report that while shipbuilding prices increased fleetwide, they rose twice as fast for containerships as for conventional freighters, attributing the difference to a more intensive use of steel and labor in containerships. A UNCTAD (1977) study, “Port Problems,” revealed port cost increases in the 1970s ranging from 10 to 40 percent per annum, resulting in an overall increase in liner conference costs of as much as 7.5 percent per annum.

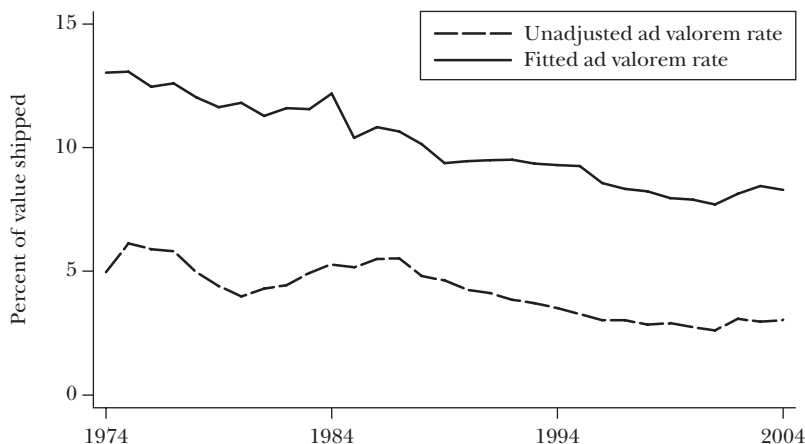
The Role of Technology, Composition, and Cost Shocks: Evidence from U.S. Customs Data

My discussion to this point has told a number of plausible stories about the causes of the changing costs of international transportation over time, but given the fragmented and partial international evidence on these transportation costs, it has not tested these hypotheses. In this section, I offer some regression evidence on how changes in technology, composition of trade, and cost shocks affect international transportation costs. I will rely here on *U.S. Imports of Merchandise* data for 1974–2004, which report value of imports from each exporter with commodities disaggregated to the five-digit SITC level. These data provide extremely detailed shipment characteristics including transport mode (air, ocean, land); weight; value; freight and insurance charges; and duties.

The first step is to construct data series on ad valorem transportation costs for air shipping and ocean shipping. The dashed line in Figure 5 reports an unadjusted measure of ad valorem air shipping costs: that is, aggregate expenditures on air shipping divided by the value of airborne imports. This line trends down slowly, dropping only 2 percentage points over 30 years.

As discussed earlier, measures of aggregate transportation expenditures calcu-

Figure 5

Ad Valorem Air Freight

Source: Author's calculation based on U.S. Census Bureau *U.S. Imports of Merchandise*.

Note: The unadjusted ad valorem rate is simply expenditure/import value. The fitted ad valorem rate is derived from a regression and controls for changes in the mix of trade partners and products traded.

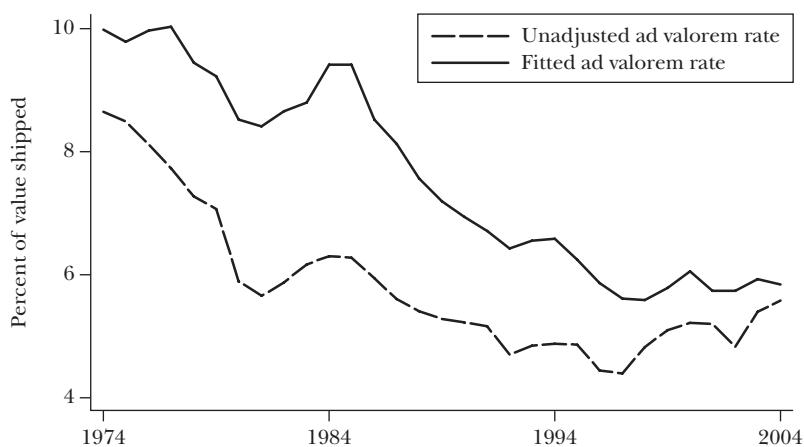
lated in this way do not take into account changes in the mix of trade partners or products traded. Thus, the next step is to construct a value for ad valorem air shipping costs that controls for these changes in composition. I use a regression in which the dependent variable is the ad valorem air freight cost in logs for commodity k shipped from exporter j at time t . The independent variables include a separate intercept for each exporter-commodity shipped, the weight/value ratio in logs for each shipment, and year dummy variables. The exporter-commodity intercepts control for the fact that iron-ore from Brazil has higher transportation costs in every period than shoes from Taiwan, and the weight/value ratio controls for compositional change over time within an exporter-commodity, for instance, Taiwan shipping higher quality shoes.

The resulting fitted trend (the solid line) in Figure 5, is the value of the dummy variable for each year and is equivalent to ad valorem transportation expenditures after controlling for compositional change. Once changes in the trade partner and product mix have been taken into account, the fitted ad valorem cost exhibits a greater absolute decline in air transportation costs.

Figure 6 provides a parallel picture for ocean shipping. Again, the dashed line shows aggregate expenditures on ocean shipping divided by total value of ocean shipping in each year. It shows an initially rapid decline in transportation expenditures, followed by a 25-year period in which rates fluctuate but do not otherwise decline. To control for compositional change, I use the same regression as with air shipping only now the dependent variable is the ad valorem ocean freight cost in logs for commodity k shipped from exporter j at time t . The solid line shows the

Figure 6

Ad Valorem Ocean Freight



Source: Author's calculations based on the U.S. Census Bureau's *U.S. Imports of Merchandise*.

Note: The unadjusted ad valorem rate is simply expenditure/import value. The fitted ad valorem rate is derived from a regression and controls for changes in the mix of trade partners and products traded.

coefficient on the dummy variables by year, which represents ad valorem ocean shipping costs after controlling for exporter-commodity composition and changing weight/value ratios. The fitted rates decline initially, then increase through the mid-1980s, then decline for the subsequent 20 years.

Figures 5 and 6 reveal a seeming paradox in the data. Even though the aggregate weight/value ratio of trade is falling, the weight/value ratio for both air and ocean shipping is increasing. How can this be? If we arrange goods along a continuum from heaviest to lightest, goods at the heaviest part of the continuum tend to be ocean shipped, and those at the lightest part tend to be air shipped. This pattern can be seen in the level of the ad valorem freight expenditures (dashed lines) in Figures 5 and 6, where ocean shipping appears to be more expensive than air shipping. It is not: the higher costs incurred for ocean shipping are due to the fact that the average ocean-shipped manufactured good is 25 times heavier than the average air-shipped manufactured good. As the relative price of air/ocean shipping falls, goods at the margin shift from ocean to air shipping (Harrigan, 2005, provides a formal model of this process). Relative to the set of air-shipped goods, these marginal goods are heavy, and the average weight of air-shipped goods rises. But relative to the set of ocean-shipped goods, these marginal goods are light, and by losing them the average weight of ocean-shipped goods rises as well. The difference between the unadjusted and the fitted lines in Figures 5 and 6 show this compositional shift in effect. Fitted costs for air and ocean shipping that control for this shift exhibit larger declines for both ocean and air shipping than aggregate expenditures, which fail to control for the shift.

The U.S. import data can also be used to examine what determines the level

Table 2

Determinants of Transportation Costs over Time

(dependent variable is the ad valorem freight cost in logs for commodity k shipped from exporter j at time t)

Elasticity of ad-valorem freight costs with respect to:	Air shipments		Ocean shipments	
	(1)	(2)	(3)	(4)
Weight/Value	0.492*	0.494*	0.410*	0.374*
Fuel costs	0.263*	0.055*	0.327*	0.232*
Distance	0.269*	0.436*	0.151*	
Distance \times Trend		-0.009*		
Trend		0.060*		
Containerized share of trade			-0.029*	-0.134*
N	777966	777966	763997	787418
R^2	0.51	0.52	0.37	0.33

Source: Authors' calculations based on data from the U.S. Census Bureau's *U.S. Imports of Merchandise*.

Note: The dependent variable is the ad valorem air freight cost in logs for commodity k shipped from exporter j at time t . In column one, the independent variables (all in logs) are the weight/value ratio of each shipment, fuel costs in each year, and the distance shipped between the exporter and the U.S. entry port. Column two adds a yearly trend, and an interaction between distance shipped and the yearly trend. Regressions for columns 1, 2, and 3 include commodity (SITC 5 digit) fixed effects. Regressions for Column 4 includes exporter-commodity fixed effects.

* Significant at 1% confidence level.

of shipping costs and what causes shifts in transportation costs over time. For the first two columns of Table 2, the dependent variable is the ad valorem air freight cost in logs for commodity k shipped from exporter j at time t . In column one, the independent variables (all in logs) are the weight/value ratio of each shipment, fuel costs in each year, and the distance shipped between the exporter and the U.S. entry port. Column two adds a yearly trend as well as an interaction between distance shipped and the yearly trend. In both columns, I include separate intercepts for each commodity to control for differences in shipping expenses across goods that do not change over time.

Ad-valorem air transportation costs are increasing in the weight/value ratio of the good, jet fuel expenses, and the distance shipped. Interestingly, the effect of distance is steadily eroding over time. In 1974 the elasticity of air transportation costs with respect to distance was 0.43, but had dropped to 0.16 by 2004. To better understand the impact of this change, we can calculate the air shipping price paid by an exporter 14,000 kilometers from the United States compared to an exporter 2,000 kilometers away. The distant exporter would have paid air shipping prices that were 2.3 times that of the proximate exporter in 1974, but only 1.3 times that of the proximate exporter in 2004.

If we measure prices in units of price/kilogram, we can use the coefficient on weight/value to calculate the freight charges faced by high- and low-priced goods.

For example, a volume of shoes that is worth \$100 per kilogram will face much lower ad valorem costs of air shipping than shoes worth \$10 per kilogram:

$$f^{\$100}/f^{\$10} = \left(\frac{\$100/kg}{\$10/kg} \right)^{0.494-1} = .31.$$

As Schott (2003) notes, the variance of U.S. import prices within a particular product category has grown over time. As the spread between high-priced and low-priced goods in each product category widens, the cost advantage enjoyed by high-end goods is growing over time.

In column three of Table 2, the dependent variable is the ad valorem ocean freight cost in logs for commodity k shipped from exporter j at time t . As before, the independent variables include the weight/value ratio of the shipment, fuel costs, distance shipped, and a separate intercept for each commodity. To this, I add the exporter's share of trade that is containerized in that year. This regression allows me to see whether exporters who containerize their trade enjoy lower shipping expenses after we control for the composition of trade and fuel costs in each year. Finally, some exporters may have systematically higher transportation costs in all years. If this is related to the prices (value/weight) of goods they trade, or the likelihood that they will adopt containerized cargoes, it will lead to biased estimates of these coefficients. In column four, I include separate intercepts for each exporter-commodity so that the regression only uses time series changes to identify each effect.

Ocean shipping costs are increasing in the shipment's weight/value ratio, fuel costs, and distance shipped. The measured effect of container usage is quite a bit different when comparing columns three and four. When using cross-country information in column three, we find a very small effect—doubling the share of trade that is containerized lowers shipping costs by only 2.9 percent. But when controlling for cross-country differences and looking at growth in container usage over time in column four, we find that doubling container usage lowers shipping costs by 13.4 percent.

Figures 5 and 6 show steady downward trends in U.S. ocean and air shipping prices. However, part of this apparent decline may be due to the fact that the U.S. data series starts in 1974 when oil prices—a critical transportation input—were unusually high. The elasticity of transportation costs with respect to fuel prices reported in Table 2 is especially useful as it enables us to approximate what costs might have been prior to the 1974 oil shock. Ocean bunker fuel prices rose four-fold in real terms between 1973 and 1974. Combining this with the measured elasticity of 0.232 in the fourth column of Table 2 implies a 92 percent increase in ocean shipping costs in this year. That estimate matches very closely the estimates of fuel-related cost increases constructed from shipping fleet microdata (Sletmo and Williams, 1981). Taking the average fitted value of ocean shipping costs in 1974 from Figure 6 (9.9 percent ad valorem) and using this implied cost shock gives 1973 ad valorem ocean costs of 5.2 percent—a level comparable to rates in 2000.

Taken together, the evidence from Table 2 supports the qualitative and

anecdotal evidence on ocean transportation described above. Containerization significantly reduced ocean shipping costs, but evidence of this effect in aggregate data was originally overshadowed by the dramatic increases in input costs in the 1970s. As Figures 4 and 6 clearly show, it was only when crude oil prices began to drop in the mid 1980s that ocean shipping costs really began to fall.

Implications: Transportation and the Changing Nature of Trade

Transportation Quality and Speed of Delivery

To this point, I have focused on the cost of shipping a good while taking the quality of the transportation service as fixed. However, the quality of international transport has improved over the past 30 years, with the most notable gain being shorter transportation time. Ocean liner service itself has become much faster than in years past, both because the ships are larger and faster, and because their loading and unloading time is dramatically lowered by containerization. But even after these improvements, ocean shipping is still a slow process. Shipping containers from Europe to the U.S. Midwest requires 2–3 weeks; from Europe to Asia requires five weeks. In contrast, air shipping requires a day or less to most destinations. Consequently, the ten-fold decline in air shipping prices since the late 1950s means that the cost of speed has fallen dramatically.

The economic effect of the declining cost of speed depends on how valuable timeliness is in trade. In Hummels (2001), I estimate a demand for timeliness by examining the premium that shippers are willing to pay for speedy air shipping relative to slow ocean shipping. There are two effects. First, every day in ocean travel time that a country is distant from the importer reduces the probability of sourcing manufactured goods from that country by 1 percent. Second, conditional on exporting manufactures, firms are willing to pay just under 1 percent of the value of the good per day to avoid travel delays associated with ocean shipping. Falling air transportation costs can then help explain trade growth: those goods with the highest estimated time sensitivity have exhibited the most rapid growth in trade.

Time in transit doesn't matter much for bulk commodities and simple manufactures. But for goods like fresh produce and cut flowers, lengthy travel times lead to spoilage. More generally, if there is uncertainty in demand plus lags between production and final sales, firms may face a mismatch between what consumers want and what the firm has available to sell. In the case of apparel, for example, firms are unable to predict in advance which fashions will be especially popular, making the ability to respond quickly to revelation of market information an important advantage. Evans and Harrigan (2005) show that clothing lines with high restocking rates are more likely to be obtained from exporters closest to the U.S. market. Aizenman (2004) argues theoretically and Schaur (2006) shows empirically that the use of airplanes is an alternative solution to the timeliness problem when foreign demand is uncertain. By using a mix of ocean and air shipping, firms can respond rapidly to demand shocks, essentially using airplanes as a real hedge for market volatility.

There are several factors that may explain increases in time sensitivity in the past decades. As the composition of trade has shifted from commodities to more complex manufactures, time sensitivity grows. Also, as consumer incomes rise, their willingness to pay for precise product characteristics grows. That in turn puts pressure on manufacturers to produce to those specifications and to be rapidly adaptable. Finally, Harrigan and Venables (2004) examine a model of location choice with industrial demand for inputs and the presence of uncertainty (in demand, in production costs, and in the timing of delivery). Their model shows that the need to respond to uncertainty in a timely way creates an important force for agglomeration—for locating firms producing industrial inputs near the downstream firms that will use those inputs. However, as an empirical matter, recent decades have seen rapid growth in international vertical specialization, a process by which firms separate the stages of production (R&D, component production, assembly) across countries according to comparative advantage (Hummels, Ishii, and Yi, 2001). How can a growing need for timeliness in industrial demands coincide with a growing dispersal of operations around the globe? Faster transport provides an answer.

Distance and Trade

Transportation costs co-vary with distance and are larger and exhibit much greater variability across exporters than do tariffs. This provides a plausible explanation for one of the most robust facts about trade: countries trade primarily with neighbors. Roughly a quarter of world trade takes place between countries sharing a common border, and half of world trade occurs between partners less than 3,000 kilometers apart (Berthelon and Freund, 2004). Even after controlling for other plausible correlates such as country size, income, and tariff barriers, the distance between partners explains much of bilateral trade volumes.

Recent changes in transportation would seem to suggest that the grip of distance should be weakening. Air transport tends to be preferred to ocean transport on especially long-distance shipments (Harrigan, 2005). As the level of air transport costs drop relative to the level of ocean transport, long distance trade becomes relatively more attractive. Further, as Table 2 shows, the marginal cost of an additional mile of air transport is dropping rapidly. Strangely then, the distance profile of world trade is little changed over the past 40 years (Berthelon and Freund, 2004; Disdier and Head, 2004). This pattern presents a significant puzzle for future research.

Conclusions

Changes in international transportation in the second half of the twentieth century are more than just a story of declining costs. For air shipping, to be sure, advances in technology have propelled a sharp decline in costs: average revenue per ton-kilometer shipped dropped by 92 percent between 1955 and 2004. As a

result, air shipping grew in this period from an insignificant share of trade to a third of U.S. imports by value and half of U.S. exports outside of North America.

Ocean shipping, which constitutes 99 percent of world trade by weight and a majority of world trade by value, also experienced a technological revolution in the form of container shipping, but dramatic price declines are not in evidence. Instead, prices for ocean shipping exhibit little change from 1952–1970, substantial increases from 1970 through the mid-1980s, followed by a steady 20-year decline. That is not to say that the container revolution is unimportant; after all, estimates in this paper show that increasing the share of trade that is containerized lowers shipping costs from 3 to 13 percent. However, these savings were trumped in the 1970s by sharp increases in fuel and port costs. Indeed, ocean freight costs in recent years have again begun to increase with the cost of crude, and port congestion has become an especially severe problem in those countries with rapidly growing trade volumes (Bajpai, Carruthers, and Hummels, 2003).

Economic historians have argued that technological change in ocean shipping was the critical input to growing trade in the first era of globalization during the latter half of the nineteenth century. I would argue that technological change in air shipping and the declining cost of rapid transportation has been a critical input into a second era of globalization during the latter half of the twentieth century. There is perhaps a third era in cross-border trade unfolding even now, again driven by rapid improvements in a technology for connecting people across great distances. Clearly, the telecommunication and Internet revolution has already affected international integration, leading to growing trade in information and technology, in services outsourcing, and in migration of highly skilled professionals. The impact of these changes and the extent to which they displace older forms of integration bear close watching in the years to come.

Appendix

Notes on Data Sources

Much of the data used in this paper, including the New Zealand customs data, some transportation-focused extracts of the U.S. customs data, and data series collected from various issues of paper publications of the International Civil Aviation Organization's *Survey of International Air Transport Fares and Rates*, the International Air Transport Association's (IATA's) *World Air Transport Statistics*, and United Nations Conference on Trade and Development's (UNCTAD's) *Review of Maritime Transport*, can be most easily obtained directly from the author's website at (<http://www.mgmt.purdue.edu/faculty/hummelsd/research/jep/data.html>). Going forward, the IATA and UNCTAD publications are updated annually and an excellent source of ongoing information.

The best source of customs data that includes transportation costs is *US Imports of Merchandise*, available on CDs for 1990–2006. These can be obtained directly

from the U.S. Census Bureau, and many university libraries have monthly and/or annual data CDs back to 1990. Rob Feenstra has posted annual extracts of these data (including freight expenditures, but lacking transportation mode or entry port detail) from 1974 to 2001 at (<http://www.nber.org/data/>). Similar data have been collected for the last 10 years for many Latin American countries by the Economic Commission for Latin America and the Caribbean ECLAC in the form of the International Transport Database (Base de datos de Transporte Internacional), or BTI (see (<http://www.eclac.cl/transporte/perfil/index.htm>)). The U.S. Maritime Administration provides a great deal of useful data at its website (<http://www.marad.dot.gov>), including the U.S. Waterborne Trade Database. It contains much of the same detail as the *U.S. Imports of Merchandise* data, but with more information on port usage, whether cargo is containerized, and whether it is shipped by liner or tramp.

Finally, several private and public organizations provide detailed data on international trade and transportation issues. Among the best are the U.S. Bureau of Transportation Statistics at (<http://www.bts.gov>) and the Air Transport Association at (<http://www.airlines.org/economics>).

■ *The author thanks Robert Feenstra, Jan Hoffman, Gordon Wilmsmeier, Christine McDaniel, and Jeffrey Williamson for providing data; Bruce Blonigen, Alan Deardorff, James Harrigan, Pete Klenow, and Scott Taylor for comments and suggestions. Adina Ardelean, Georg Schaur, Yong Kim, Julia Grebelsky, and Dawn Conner provided outstanding research assistance.*

References

- Aizenman, Joshua.** 2004. "Endogeneous Pricing to Market and Financing Cost." *Journal of Monetary Economics*, 51(4): 691–712.
- Bajpai, Jitendra, Robin Carruthers, and David Hummels.** 2003. "Trade and Logistics: An East Asian Perspective." In *East Asia Integrates*, ed. Kathie Krumm and Homi Kharas, 117–139. Washington, DC: World Bank.
- Berthelon, Matias, and Caroline L. Freund.** 2004. "On the Conservation of Distance in International Trade." World Bank Policy Research Working Paper 3293.
- Blonigen, Bruce, and Wesley Wilson.** 2006. "New Measures of Port Efficiency Using International Trade Data." National Bureau of Economic Research Working Paper 12052.
- Clemens, Michael, and Jeffrey Williamson.** 2002. "Why Did the Tariff–Growth Correlation Reverse after 1950?" National Bureau of Economic Research Working Paper 9181.
- Davies, John E.** 1986. *The Theory of Contestable Markets and its Application to the Liner Shipping Industry*. Canadian Transport Commission.
- Disdier, Anne-Celia, and Keith Head.** 2004. "The Puzzling Persistence of the Distance Effect on Bilateral Trade." Centro Studi Luca D'Agliano Development Studies Working Paper 186.
- Estevadeordal, A. B. Frantz, and A. Taylor.** 2003. "The Rise and Fall of World Trade, 1870–1939." *Quarterly Journal of Economics*, 118(2): 359–407.
- Evans, Carolyn, and James Harrigan.** 2005. "Distance, Time, and Specialization" *American Economic Review*, 95(1): 292–313.

- Finger, J.M., and Alexander Yeats.** 1976. "Effective Protection by Transportation Costs and Tariffs: A Comparison of Magnitudes." *Quarterly Journal of Economics*, 90(1): 169–76.
- Gilman, Sidney.** 1983. *The Competitive Dynamics of Container Shipping*. University of Liverpool Marine Transport Center.
- Gordon, Robert.** 1990. *The Measurement of Durable Goods Prices*. University of Chicago Press.
- Harley, C. Knick.** 1980. "Transportation, the World Wheat Trade, and the Kuznets Cycle, 1850–1913." *Explorations in Economic History*, 17(3): 218–50.
- Harley, C. Knick.** 1988. "Ocean Freight Rates and Productivity, 1740–1913: The Primacy of Mechanical Invention Reaffirmed." *Journal of Economic History*, 48(December): 851–76.
- Harley, C. Knick,** (1989) "Coal Exports and British Shipping, 1850–1913." *Explorations in Economic History*, 26(3): 311–38.
- Harrigan, James.** 2005. "Airplanes and Comparative Advantage." National Bureau of Economic Research Working Paper 11688.
- Harrigan, James, and Venables, Anthony.** 2004. "Timeliness, Trade and Agglomeration." National Bureau of Economic Research Working Paper 10404.
- Hummels, David.** 2001. "Time as a Trade Barrier." Unpublished paper, Purdue University.
- Hummels, David, Ishii, Jun, and Yi, Kei-Mu.** 2001. "The Nature and Growth of Vertical Specialization in World Trade." *Journal of International Economics*, 54(1): 75–96.
- Hummels, David, and Volodymyr Lugovskyy.** 2006. "Are Matched Partner Trade Statistics a Usable Measure of Transportation Costs?" *Review of International Economics*, 14(1): 69–86.
- Hummels, David, Volodymyr Lugovskyy, and Alesandre Skiba.** 2007. "The Trade Reducing Effects of Market Power in International Shipping." National Bureau of Economic Research Working Paper 12914.
- Hummels, David, and Alexandre Skiba.** 2004. "Shipping the Good Apples Out: An Empirical Confirmation of the Alchian–Allen Conjecture." *Journal of Political Economy*, 112(6): 1384–1402.
- International Air Transport Association.** Various years. *World Air Transport Statistics*.
- International Civil Aviation Organization (ICAO).** Various years. "Survey of International Air Transport Fares and Rates."
- Johnson, Mark.** 2006. *The Box: How the Shipping Container Made the World Smaller and the World Economy Bigger*. Princeton University Press.
- Mohammed, Saif I., and Jeffrey G. Williamson.** 2004. "Freight Rates and Productivity Gains In British Tramp Shipping 1869–1950." *Explorations in Economic History*, 41(2): 172–203.
- North, Douglass.** 1958. "Ocean Freight Rates and Economic Development 1750–1913." *Journal of Economic History*, 18(4): 537–55.
- North, Douglass.** 1968. "Sources of Productivity Change in Ocean Shipping, 1600–1850." *Journal of Political Economy*, 76(5): 953–70.
- OECD.** Various years. *Maritime Transport*.
- Schaur, Georg.** 2006. "Hedging Price Volatility Using Fast Transport." Unpublished paper, Purdue University.
- Schott, Peter K.** 2004. "Across-Product versus Within-Product Specialization in International Trade." *Quarterly Journal of Economics*, 119(2): 647–78.
- Sjostrom, William.** 1992. "Price Discrimination by Shipping Conferences." *Logistics and Transportation Review*, June, 28(2): 207.
- Sletmo, Gunnar, and Ernest Williams.** 1981. *Liner Conferences in the Container Age*. MacMillan.
- Tolofari, S. R.** 1986. *Open Registry Shipping: A Comparative Study of Costs and Freight Rates*. Gordon and Breach Science Publishers
- United Nations Conference on Trade and Development.** Various years. *Review of Maritime Transport*.
- United Nations Conference on Trade and Development.** 1970. *Unitization of Cargo: Report*.
- United Nations Conference on Trade and Development.** 1977. *Port Problems: Causes of Increases in Port Costs and their Impact*.
- U.S. Census Bureau.** (Various years.) *Statistical Abstract of the United States*. <http://www.census.gov/compendia/statab/>.
- U.S. Census Bureau.** (Various years.) *U.S. Exports of Merchandise*. <http://www.census.gov/foreign-trade/reference/products/catalog/expDVD.html>.
- U.S. Census Bureau.** (Various years.) *U.S. Imports of Merchandise*. <http://www.census.gov/foreign-trade/reference/products/catalog/impDVD.html>.
- U.S. International Trade Commission.** 2004. "Value of U.S. Imports for Consumption, Duties Collected, and Ratio of Duties to Values, 1891–2003." Internal memo/set of tables. Produced by Statistical Services Division, Office of Investigations, Office of Operations, U.S. ICT.
- Waters, W. G.** (1970), "Transport Costs, Tariffs, and the Patterns of Industrial Protection." *American Economic Review*, 60(5): 1013–20.
- World Trade Organization.** 2005. International Trade Statistics (from the WTO website). (2006 statistics available at http://www.wto.org/english/res_e/statis_e/its2006_e/its06_toc_e.htm.)

This article has been cited by:

1. Jesse Mora, Michael Olabisi. 2023. Economic development and export diversification: The role of trade costs. *International Economics* **173**, 102-118. [[Crossref](#)]
2. Frank van der Wouden, Hyejin Youn. 2023. The impact of geographical distance on learning through collaboration. *Research Policy* **52**:2, 104698. [[Crossref](#)]
3. Saurabh Kumar Bharti, Syeedun Nisa. 2023. Evaluation of the Impact of Regional Trade Agreements on Indian Exports. *Journal of Asian Economic Integration* **4**, 263168462211505. [[Crossref](#)]
4. Aleksandra Gaweł, Ewa Mińska-Struzik. 2023. The digitalisation as gender equaliser? The import and export of digitally delivered services in shaping female entrepreneurship in European countries. *International Journal of Gender and Entrepreneurship* **ahead-of-print**. . [[Crossref](#)]
5. Xinsheng Cui, Longfei Guo, Yuanyue Bian. 2023. Improving business environments: a new approach to promote trade openness?. *Applied Economics* **55**:1, 43-57. [[Crossref](#)]
6. Yulin Hou, Yun Wang, Hakan Yilmazkuday. 2023. Gravity channels in trade. *The Journal of International Trade & Economic Development* **32**:1, 37-65. [[Crossref](#)]
7. Andrés Viña, Jianguo Liu. 2023. Effects of global shocks on the evolution of an interconnected world. *Ambio* **52**:1, 95-106. [[Crossref](#)]
8. Christine Ngoc Ngo, Huong Dang. 2023. Covid-19 in America: Global supply chain reconsidered. *The World Economy* **46**:1, 256-275. [[Crossref](#)]
9. Rosolino A. Candela, Peter J. Jacobsen, Kacey Reeves. 2022. Malcom McLean, containerization and entrepreneurship. *The Review of Austrian Economics* **35**:4, 445-465. [[Crossref](#)]
10. JEAN-NOËL BARROT, ERIK LOUALICHE, MATTHEW PLOSSER, JULIEN SAUVAGNAT. 2022. Import Competition and Household Debt. *The Journal of Finance* **77**:6, 3037-3091. [[Crossref](#)]
11. Zouheir El-Sahli, Joakim Gullstrand, Karin Olofsdotter. 2022. The external effects of offshoring on job security in SMEs. *Small Business Economics* **59**:4, 1613-1640. [[Crossref](#)]
12. J. Verschuur, E. E. Koks, J. W. Hall. 2022. Ports' criticality in international trade and global supply-chains. *Nature Communications* **13**:1. . [[Crossref](#)]
13. Michael Bleaney, Mo Tian. 2022. The trade-GDP ratio as a measure of openness. *The World Economy* **90**. . [[Crossref](#)]
14. Johannes L Eugster, Giang Ho, Florence Jaumotte, Roberto Piazza. 2022. International knowledge spillovers. *Journal of Economic Geography* **22**:6, 1191-1224. [[Crossref](#)]
15. Junhyeok Lee, Kyungsik Lee, Ilkyeong Moon. 2022. A reinforcement learning approach for multi-fleet aircraft recovery under airline disruption. *Applied Soft Computing* **129**, 109556. [[Crossref](#)]
16. Kurt A. Hafner, Jörn Kleinert, Julia Spies. 2022. Endogenous transport costs and international trade. *The World Economy* **16**. . [[Crossref](#)]
17. Giulia Brancaccio, Myrto Kalouptsidi, Theodore Papageorgiou. 2022. The impact of oil prices on world trade. *Review of International Economics* **53**. . [[Crossref](#)]
18. Woan Foong Wong. 2022. The Round Trip Effect: Endogenous Transport Costs and International Trade. *American Economic Journal: Applied Economics* **14**:4, 127-166. [[Abstract](#)] [[View PDF article](#)] [[PDF with links](#)]
19. Zahra Sheidaei. 2022. Intra-industry trade efficiency and gains from trade "Evidence from high- and middle-income countries". *SN Social Sciences* **2**:10. . [[Crossref](#)]
20. Song Ma, Justin Murfin, Ryan Pratt. 2022. Young firms, old capital. *Journal of Financial Economics* **146**:1, 331-356. [[Crossref](#)]

21. Daishoku Kanehara, Keita Kamei. 2022. Transportation price, product differentiation, and R&D in an oligopoly. *PLOS ONE* 17:9, e0273904. [[Crossref](#)]
22. Guillaume Daudin, Jérôme Héricourt, Lise Patureau. 2022. International transport costs: new findings from modeling additive costs. *Journal of Economic Geography* 22:5, 989-1044. [[Crossref](#)]
23. Sena Kimm Gnanon. 2022. Effect of Structural Economic Vulnerability on the Participation in International Trade. *Journal of Risk and Financial Management* 15:9, 417. [[Crossref](#)]
24. Hundanol A. Kebede. 2022. Market integration and separability of production and consumption decisions in farm households. *Journal of Development Economics* 158, 102939. [[Crossref](#)]
25. Alexander Sandkamp, Vincent Stamer, Shuyao Yang. 2022. Where has the rum gone? The impact of maritime piracy on trade and transport. *Review of World Economics* 158:3, 751-778. [[Crossref](#)]
26. Kazuko Kano, Takashi Kano, Kazutaka Takechi. 2022. The price of distance: pricing-to-market and geographic barriers. *Journal of Economic Geography* 22:4, 873-899. [[Crossref](#)]
27. Sven Steinkamp, Frank Westermann. 2022. Development aid and illicit capital flight: Evidence from Nepal. *The World Economy* 45:7, 2305-2336. [[Crossref](#)]
28. Benjamin U. Friedrich. 2022. Trade Shocks, Firm Hierarchies, and Wage Inequality. *The Review of Economics and Statistics* 104:4, 652-667. [[Crossref](#)]
29. Lionel Fontagné, Houssein Guimbard, Gianluca Orefice. 2022. Tariff-based product-level trade elasticities. *Journal of International Economics* 137, 103593. [[Crossref](#)]
30. Steven Brakman, Charles van Marrewijk. 2022. Tasks, occupations and slowbalisation: on the limits of fragmentation. *Cambridge Journal of Regions, Economy and Society* 15:2, 407-436. [[Crossref](#)]
31. Anh Tuan Hoang, Aoife M. Foley, Sandro Nižetić, Zuohua Huang, Hwai Chyuan Ong, Aykut I. Ölçer, Van Viet Pham, Xuan Phuong Nguyen. 2022. Energy-related approach for reduction of CO2 emissions: A critical strategy on the port-to-ship pathway. *Journal of Cleaner Production* 355, 131772. [[Crossref](#)]
32. Jason W. Miller, Travis Kulpa. 2022. Econometrics and archival data: Reflections for purchasing and supply management (PSM) research. *Journal of Purchasing and Supply Management* 28:3, 100780. [[Crossref](#)]
33. Karsten Mau, Rosalie Seuren. 2022. One belt, one road, one way? Where European exporters benefit from the new silkroad. *Review of World Economics* 47. . [[Crossref](#)]
34. David A. Ralston, Craig J. Russell, Jane Terpstra-Tong, Len J. Trevino, Prem Ramburuth, Malika Richards, Tania Casado, María Teresa de la Garza Carranza, Irina Naoumova, Yongjuan Li, Narasimhan Srinivasan, Tomasz Lenartowicz, Olivier Furrer, Ping Ping Fu, Andre Pekerti, Marina Dabic, Ian Palmer, Maria Kangasniemi, Erna Szabo, Jaime Ruiz Gutiérrez, Emmanuelle Reynaud, Fidel León Darder, Ana Maria Rossi, Florian von Wangenheim, Mario Molteni, Arunas Starkus, Audra Mockaitis, Arif Butt, Ilya Girson, Ajantha S. Dharmasiri, Min-Hsun Kuo, Tefvik Dalgic, Hung Vu Thanh, Yong-lin Moon, Philip Hallinger, Vojko V. Potocan, Joel Nicholson, Laurie Milton, Mark Weber, Chay Hoon Lee, Mahfooz Ansari, Jose Pla-Barber, Jorge C. Jesuino, Ruth Alas, Wade Danis, Ho-Beng Chia, Yongqing Fang, Detelin Elenkov, David M. Brock. 2022. Are societal-level values still relevant measures in the twenty-first century businessworld? A 39-society analysis. *Asia Pacific Journal of Management* 46. . [[Crossref](#)]
35. Ji Luo, Guijun Wang, Guangqin Li, Greta Pesce. 2022. Transport infrastructure connectivity and conflict resolution: a machine learning analysis. *Neural Computing and Applications* 34:9, 6585-6601. [[Crossref](#)]
36. Erick Kitenge, Sajal Lahiri. 2022. Is the Internet bringing down language-based barriers to international trade?. *Review of International Economics* 30:2, 566-605. [[Crossref](#)]

37. Tayyab Raza Shah, Hafiz Muhammad Ali, Chao Zhou, Hamza Babar, Muhammad Mansoor Janjua, Mohammad Hossein Doranehgard, Abid Hussain, Uzair Sajjad, Chi-Chuan Wang, Muhamad Sultan. 2022. Potential evaluation of water-based ferric oxide (Fe₂O₃-water) nanocoolant: An experimental study. *Energy* **246**, 123441. [[Crossref](#)]
38. Khurram Ashfaq, Shafique Ur Rehman, Nhat Tan Nguyen, Adil Riaz. 2022. The effect of IFRS 8 on segments disclosure practices in South East Asia. *Journal of Financial Reporting and Accounting* **42**. . [[Crossref](#)]
39. Adina Ardelean, Volodymyr Lugovskyy, Alexandre Skiba, David Terner. Fathoming Shipping Costs: An Exploration of Recent Literature, Data, and Patterns **79**, . [[Crossref](#)]
40. Min Zhou. 2022. Differential Effectiveness of Regional Trade Agreements, 1958-2012: The Conditioning Effects from Homophily and World-System Status. *The Sociological Quarterly* **63**:2, 337-358. [[Crossref](#)]
41. Hai Long Vo, Duc Hong Vo. 2022. The purchasing power parity and exchange-rate economics half a century on. *Journal of Economic Surveys* **6**. . [[Crossref](#)]
42. Nur Farizan Tarudin, Muhammad Akmal Asyraf Adlan. 2022. Operational Strategy of Heavy Goods Vehicles in Enhancing the 2030 Agenda of SDGs Implementation: Cost-Effectiveness. *IOP Conference Series: Earth and Environmental Science* **1019**:1, 012002. [[Crossref](#)]
43. Xiaomin Cui, Miaojie Yu, Rui Zhang. 2022. Judicial Quality, Input Customisation, and Trade Margins: The Role of Product Quality. *The Economic Journal* **132**:643, 926-952. [[Crossref](#)]
44. Akihiko Yanase, Masafumi Tsubuku. 2022. Trade costs and free trade agreements: Implications for tariff complementarity and welfare. *International Review of Economics & Finance* **78**, 23-37. [[Crossref](#)]
45. Chul Chung, Innwon Park, Soonchan Park. 2022. Estimating the Impact of Cumulative Rules of Origin on Trade Costs: An Application to Mega-regional Free Trade Agreements in the Asia-Pacific Region. *Asian Economic Papers* **21**:1, 92-109. [[Crossref](#)]
46. Ying He, Lv Bingyang, Danlin Yu. 2022. How does spatial proximity to the high-speed railway system affect inter-city market segmentation in China: a spatial panel analysis. *Eurasian Geography and Economics* **63**:1, 55-81. [[Crossref](#)]
47. Carl Gaigné, Christophe Gouel. Trade in agricultural and food products 4845-4931. [[Crossref](#)]
48. Giovanna Magnani. Marketing in “Distant” Countries 13-61. [[Crossref](#)]
49. Laingo M. Randrianarisoa, David Gillen. 2022. Reducing emissions in international transport: A supply chain perspective. *Transportation Research Part D: Transport and Environment* **102**, 103074. [[Crossref](#)]
50. Diana Llanos, Mario Chong, Clara Orellana-Rojas, Bernardo Puente-Mejia. Coffee Value Chain Cost Logistic Analysis in Chanchamayo Peru 181-197. [[Crossref](#)]
51. Theodore Styliadis, Constantinos Chlomoudis. 2021. Analyzing the evolution of concentration within containerized transport chains through a circuitist approach: The role of innovations in accelerating the circuits of liner and container terminal operators. *The Asian Journal of Shipping and Logistics* **37**:4, 321-328. [[Crossref](#)]
52. Misak Avetisyan, Thomas Hertel. 2021. Impacts of trade facilitation on modal choice and international trade flows. *Economics of Transportation* **28**, 100236. [[Crossref](#)]
53. Atiq W. Siddiqui, Rounaq Basu. 2021. Disentangling the relationship between oil demand and tanker charter rates using frequency-decomposed components. *Research in Transportation Business & Management* **41**, 100623. [[Crossref](#)]
54. Cheng Cheng, Xiaobing Wang. 2021. Transportation cost reducing technological change and wages inequalities. *Structural Change and Economic Dynamics* **59**, 600-611. [[Crossref](#)]

55. Abdur Chowdhury, Xuepeng Liu, Miao Wang, M. C. S. Wong. 2021. The Role of Multilateralism of the WTO in International Trade Stability. *World Trade Review* **20**:5, 668-689. [[Crossref](#)]
56. Aida Garcia-Lazaro, Jakub Mistak, F. Gulcin Ozkan. 2021. Supply chain networks, trade and the Brexit deal: a general equilibrium analysis. *Journal of Economic Dynamics and Control* **133**, 104254. [[Crossref](#)]
57. Bijon Brown, Richard Schoney, James Nolan. 2021. Assessing the food vs. fuel issue: An agent-based simulation. *Energy Policy* **159**, 112553. [[Crossref](#)]
58. Cynthia Sénquiz-Díaz. 2021. The Effect of Transport and Logistics on Trade Facilitation and Trade: A PLS-SEM Approach. *ECONOMICS* **9**:2, 11-24. [[Crossref](#)]
59. Adeolu Adewuyi, Joseph O. Ogebe, Sebil Oshota. 2021. The role of exchange rate and relative import price on sawnwood import demand in Africa: Evidence from modified heterogeneous panel data methods. *The Journal of Economic Asymmetries* **24**, e00231. [[Crossref](#)]
60. Markus Menz, Sven Kunisch, Julian Birkinshaw, David J. Collis, Nicolai J. Foss, Robert E. Hoskisson, John E. Prescott. 2021. Corporate Strategy and the Theory of the Firm in the Digital Age. *Journal of Management Studies* **58**:7, 1695-1720. [[Crossref](#)]
61. Salamat Ali, Richard Kneller, Chris Milner. 2021. Implementation in Pakistan of the US Integrated Cargo Container Control program: Trade-facilitating or not?. *Canadian Journal of Economics/Revue canadienne d'économie* **54**:3, 1136-1167. [[Crossref](#)]
62. Leah Brooks, Nicolas Gendron-Carrier, Gisela Rua. 2021. The local impact of containerization. *Journal of Urban Economics* **126**, 103388. [[Crossref](#)]
63. Ewa Cieślík, Jadwiga Biegańska, Stefania Środa-Murawska. 2021. Central and Eastern European States from an International Perspective: Economic Potential and Paths of Participation in Global Value Chains. *Emerging Markets Finance and Trade* **57**:13, 3587-3603. [[Crossref](#)]
64. Whajah Samuel Miezah. 2021. Impact of Import and Export on The Ghanaian Economy. *International Journal of Scientific Research in Science and Technology* 377-389. [[Crossref](#)]
65. Yibei Guo, Baomin Dong. 2021. Railway and trade in modern China: Evidence from the 1930s. *China Economic Review* **69**, 101661. [[Crossref](#)]
66. Isabelle Rojon, Nicholas-Joseph Lazarou, Nishatabbas Rehmatulla, Tristan Smith. 2021. The impacts of carbon pricing on maritime transport costs and their implications for developing economies. *Marine Policy* **132**, 104653. [[Crossref](#)]
67. Dionysios Karavidas. 2021. Asymmetric transport costs and welfare implications through a firm-delocation effect. *Journal of Economic Studies* **48**:7, 1284-1298. [[Crossref](#)]
68. Miguel Puente-Ajovín, Fernando Sanz-Gracia. 2021. Transport costs in new economic geography models: A more realistic approach. *International Journal of Economic Theory* **17**:3, 221-233. [[Crossref](#)]
69. Xiaomeng Li, Chen Shen, Hongbo Cai, Qinghua Chen. 2021. Are We in a De-Globalization Process? The Evidence from Global Trade During 2007-2017. *Global Challenges* **5**:8, 2000096. [[Crossref](#)]
70. SURESH NAIDU, JAMES A. ROBINSON, LAUREN E. YOUNG. 2021. Social Origins of Dictatorships: Elite Networks and Political Transitions in Haiti. *American Political Science Review* **115**:3, 900-916. [[Crossref](#)]
71. Jean Donovan Rasamoelison, Susan Averett, David Stifel. 2021. International student-migrant flows and growth in low- and middle-income countries: brain gain or brain drain?. *Applied Economics* **53**:34, 3913-3930. [[Crossref](#)]
72. Andrés Forero, Francisco A. Gallego, Felipe González, Matías Tapia. 2021. Railroads, specialization, and population growth: evidence from the first globalization. *Journal of Population Economics* **34**:3, 1027-1072. [[Crossref](#)]

73. Armando J. Garcia Pires, José Pedro Pontes. 2021. (De)Industrialization, Technology and Transportation. *Open Economies Review* **32**:3, 527-538. [[Crossref](#)]
74. Paul Caruana-Galizia, Toshihiro Okubo, Nikolaus Wolf. Underlying Sources of Growth 382-417. [[Crossref](#)]
75. John C. Beghin, Heidi Schweizer. 2021. Agricultural Trade Costs. *Applied Economic Perspectives and Policy* **43**:2, 500-530. [[Crossref](#)]
76. Cynthia Sénquiz-Díaz. 2021. Transport Infrastructure Quality and Logistics Performance in Exports. *ECONOMICS* **9**:1, 107-124. [[Crossref](#)]
77. Hakan Yilmazkuday. 2021. Welfare implications of solving the distance puzzle: global evidence from the last two centuries. *The Journal of International Trade & Economic Development* **30**:4, 469-483. [[Crossref](#)]
78. Daniel M. Bernhofen, Zouheir El-Sahli, Richard Kneller. 2021. The impact of technological change on new trade: Evidence from the container revolution. *Canadian Journal of Economics/Revue canadienne d'économique* **54**:2, 923-943. [[Crossref](#)]
79. Bert Lenaerts, Florian Allroggen, Robert Malina. 2021. The economic impact of aviation: A review on the role of market access. *Journal of Air Transport Management* **91**, 102000. [[Crossref](#)]
80. David Chilosi, Giovanni Federico. 2021. The effects of market integration during the first globalization: a multi-market approach. *European Review of Economic History* **25**:1, 20-58. [[Crossref](#)]
81. . Bibliographie 113-124. [[Crossref](#)]
82. Kemal Türkcan, Hülya Saygılı. 2021. Transportation Mode Choice and International Fragmentation of Production: Evidence from a Developing Country. *International Economic Journal* **35**:1, 46-72. [[Crossref](#)]
83. Michael Jakob, Hauke Ward, Jan Christoph Steckel. 2021. Sharing responsibility for trade-related emissions based on economic benefits. *Global Environmental Change* **66**, 102207. [[Crossref](#)]
84. Inácio Fernandes de Araújo, Fernando Salgueiro Perobelli, Weslem Rodrigues Faria. 2021. Regional and global patterns of participation in value chains: evidence from Brazil. *International Economics* . [[Crossref](#)]
85. Chao Wang, Yul-Seong Kim, Chi Yeol Kim. 2021. Causality between logistics infrastructure and economic development in China. *Transport Policy* **100**, 49-58. [[Crossref](#)]
86. Petra Adelajda Zaninović, Vinko Zaninović, Helga Pavlič Skender. 2021. The effects of logistics performance on international trade: EU15 vs CEMS. *Economic Research-Ekonomska Istraživanja* **34**:1, 1566-1582. [[Crossref](#)]
87. Zheng Han. 2021. Nonlinear Pricing in Transport Industry and the Gains from Trade. *SSRN Electronic Journal* . [[Crossref](#)]
88. Zheng Han. 2021. Price Discrimination in Transport Industry and the Gains from Trade. *SSRN Electronic Journal* . [[Crossref](#)]
89. Feicheng Wang, Zheng Wang, Zhuo Zhou. 2021. Business Flies: The Trade Promoting Effect of Air Connectivity. *SSRN Electronic Journal* **9** . [[Crossref](#)]
90. Jorge Ramos, Benjamin Drakeford. Blue Economy and Tourism 243-264. [[Crossref](#)]
91. Akihiko Yanase, Masafumi Tsubuku. 2021. On Patterns and Efficiency of Investment in Transport Infrastructure. *The International Economy* **24**:0, 58-79. [[Crossref](#)]
92. Cynthia Sénquiz-Díaz. 2021. Effect Size of Logistics: Evidence from Selected Countries. *LOGI – Scientific Journal on Transport and Logistics* **12**:1, 123-134. [[Crossref](#)]
93. Balázs Horváthy. 2020. International Trade Law and Emerging Technologies. *Bratislava Law Review* **4**:2, 9-20. [[Crossref](#)]

94. Zhaojun Wang, Duy Nong, Amanda M. Countryman, James J. Corbett, Travis Warziniack. 2020. Potential impacts of ballast water regulations on international trade, shipping patterns, and the global economy: An integrated transportation and economic modeling assessment. *Journal of Environmental Management* **275**, 110892. [[Crossref](#)]
95. Yuan Lyu, Rhea P. Liem. 2020. Flight performance analysis with data-driven mission parameterization: mapping flight operational data to aircraft performance analysis. *Transportation Engineering* **2**, 100035. [[Crossref](#)]
96. Olaf M. Merk. 2020. Quantifying tax subsidies to shipping. *Maritime Economics & Logistics* **22:4**, 517-535. [[Crossref](#)]
97. Yuantao Yang, Shen Qu, Bofeng Cai, Sai Liang, Zhaohua Wang, Jinnan Wang, Ming Xu. 2020. Mapping global carbon footprint in China. *Nature Communications* **11:1**. . [[Crossref](#)]
98. William W. Olney. 2020. Cabotage sabotage? The curious case of the Jones Act. *Journal of International Economics* **127**, 103378. [[Crossref](#)]
99. Ahmad Lashkaripour. 2020. Weight-based quality specialization. *Journal of International Economics* **127**, 103380. [[Crossref](#)]
100. Marius Brühlhart, Klaus Desmet, Gian-Paolo Klinke. 2020. The shrinking advantage of market potential. *Journal of Development Economics* **147**, 102529. [[Crossref](#)]
101. Mario J. Crucini, Christopher I. Telmer. 2020. Microeconomic sources of real exchange rate variation. *Review of Economic Dynamics* **38**, 22-40. [[Crossref](#)]
102. Lixin Tang. 2020. Entrepreneur income inequality, aggregate saving and the gains from trade. *Review of Economic Dynamics* **38**, 273-295. [[Crossref](#)]
103. Idris Abubakar, Thomas onimisi Abaukaka, Muhammad Kabir O. Momoh. 2020. Implications of Free Trade Area For Poverty, Household Welfare And Economic Development In Nigeria. *International Journal of Social Sciences and Economic Review* 1-11. [[Crossref](#)]
104. Ünal Töngür, Kemal Türkcan, Seda Ekmen-Özçelik. 2020. Logistics performance and export variety: Evidence from Turkey. *Central Bank Review* **20:3**, 143-154. [[Crossref](#)]
105. Hanqing Fang, James J. Chrisman, Esra Memili, Minglin Wang. 2020. Foreign venture presence and domestic entrepreneurship: A macro level study. *Journal of International Financial Markets, Institutions and Money* **68**, 101240. [[Crossref](#)]
106. Kazunobu Hayakawa, Jota Ishikawa, Nori Tarui. 2020. What goes around comes around: Export-enhancing effects of import-tariff reductions. *Journal of International Economics* **126**, 103362. [[Crossref](#)]
107. Charlotte Janssens, Petr Havlík, Tamás Krisztin, Justin Baker, Stefan Frank, Tomoko Hasegawa, David Leclère, Sara Ohrel, Shaun Ragnauth, Erwin Schmid, Hugo Valin, Nicole Van Lipzig, Miet Maertens. 2020. Global hunger and climate change adaptation through international trade. *Nature Climate Change* **10:9**, 829-835. [[Crossref](#)]
108. Charlotte Emlinger, Viola Lamani. 2020. International trade, quality sorting and trade costs: the case of Cognac. *Review of World Economics* **156:3**, 579-609. [[Crossref](#)]
109. Maarten Bosker, Eltjo Buringh. 2020. Ice(berg) Transport Costs. *The Economic Journal* **130:629**, 1262-1287. [[Crossref](#)]
110. Xu Zhang, Hans-Joachim Schramm. 2020. Assessing the market niche of Eurasian rail freight in the belt and road era. *The International Journal of Logistics Management* **31:4**, 729-751. [[Crossref](#)]
111. Atiq W. Siddiqui, Rounaq Basu. 2020. An empirical analysis of relationships between cyclical components of oil price and tanker freight rates. *Energy* **200**, 117494. [[Crossref](#)]

112. Alessandra Bonfiglioli. 2020. Comment on “Trade integration in Colombia: A dynamic general equilibrium study with new exporter dynamics”. *Journal of Economic Dynamics and Control* **115**, 103872. [[Crossref](#)]
113. Marko Golnar, Bojan Beškovnik. 2020. Green Maritime Transport as a Part of Global Green Intermodal Chains. *Journal of Maritime & Transportation Science* **3**:3, 21–31. [[Crossref](#)]
114. Felix L. Friedt, Wesley W. Wilson. 2020. Trade, transport costs and trade imbalances: An empirical examination of international markets and backhauls. *Canadian Journal of Economics/Revue canadienne d'économique* **53**:2, 592–636. [[Crossref](#)]
115. Jiho Yoon, Srinivas Talluri, Hakan Yildiz, Chwen Sheu. 2020. The value of Blockchain technology implementation in international trades under demand volatility risk. *International Journal of Production Research* **58**:7, 2163–2183. [[Crossref](#)]
116. Jose Asturias. 2020. Endogenous transportation costs. *European Economic Review* **123**, 103366. [[Crossref](#)]
117. Yin-Wong Cheung, Sven Steinkamp, Frank Westermann. 2020. Capital flight to Germany: Two alternative measures. *Journal of International Money and Finance* **102**, 102095. [[Crossref](#)]
118. Steven C. Mallam, Salman Nazir, Amit Sharma. 2020. The human element in future Maritime Operations – perceived impact of autonomous shipping. *Ergonomics* **63**:3, 334–345. [[Crossref](#)]
119. Abhinav Alakshendra, Ziming Li. 2020. Local Governments’ Impact on Market Accessibility of Enterprises: Understanding the Location Choices of Enterprises in Hajipur, India. *The Indian Journal of Labour Economics* **63**:1, 119–142. [[Crossref](#)]
120. Xiaolei Sun, Chang Liu, Jun Wang, Jianping Li. 2020. Assessing the extreme risk spillovers of international commodities on maritime markets: A GARCH-Copula-CoVaR approach. *International Review of Financial Analysis* **68**, 101453. [[Crossref](#)]
121. Ana Lucia Abeliansky, Inmaculada Martínez-Zarzoso, Klaus Prettnner. 2020. 3D printing, international trade, and FDI. *Economic Modelling* **85**, 288–306. [[Crossref](#)]
122. Claudia Wagner, Franco Sancho-Esper, Carla Rodriguez-Sanchez. 2020. Skill and knowledge requirements of entry-level logistics and supply chain management professionals: A comparative study of Ireland and Spain. *Journal of Education for Business* **95**:1, 23–36. [[Crossref](#)]
123. David Bonilla. Airfreight Transport in China, Trade and the Airport Network 93–136. [[Crossref](#)]
124. Michele Acciaro, Katharina Renken, Naouar El Khadiri. Technological Change and Logistics Development in European Ports 73–88. [[Crossref](#)]
125. Festus Ebo Turkson, Robert Mensah Adjei, Alfred Barimah. Does Trade Facilitation Promote Bilateral Trade in Sub-Saharan Africa? Policy and Issues 63–96. [[Crossref](#)]
126. Juan Carlos Villa, Maria Boile, Sotiris Theofanis. Trade and transportation relationship 3–31. [[Crossref](#)]
127. Robert W. Hanks, Brian J. Lunday, Jeffery D. Weir. 2020. Robust goal programming for multi-objective optimization of data-driven problems: A use case for the United States transportation command's liner rate setting problem. *Omega* **90**, 101983. [[Crossref](#)]
128. Yu-Chun Chang, Wei-Hao Lee, Chia-Jui Hsu. 2020. Identifying competitive position for ten Asian aviation hubs. *Transport Policy* . [[Crossref](#)]
129. Haiying Jia, Jasmine Siu Lee Lam, Nguyen Khoi Tran. 2020. Spatial variation of travel time uncertainty in container shipping. *Transportation Research Procedia* **48**, 1740–1749. [[Crossref](#)]
130. Sergio Camisón-Haba, Jose A. Clemente-Almendros. 2020. A global model for the estimation of transport costs. *Economic Research-Ekonomska Istraživanja* **33**:1, 2075–2100. [[Crossref](#)]

131. Rosolino Candela, Peter Jacobsen, Kacey Reeves. 2020. Malcom McLean, Containerization and Entrepreneurship. *SSRN Electronic Journal* **58**. . [[Crossref](#)]
132. Victor Manuel Bennett. 2020. Automation and Market Dominance. *SSRN Electronic Journal* . [[Crossref](#)]
133. Giulia Brancaccio, Myrto Kalouptsidi, Theodore Papageorgiou. 2020. Geography, Transportation, and Endogenous Trade Costs. *Econometrica* **88**:2, 657-691. [[Crossref](#)]
134. İnanç Kabasakal. Understanding Shopping Behaviors With Category- and Brand-Level Market Basket Analysis 242-267. [[Crossref](#)]
135. Philip B. Whyman, Alina Ileana. Petrescu. Economic Growth and Productivity 241-269. [[Crossref](#)]
136. Lorenzo Gabrielli, Emanuel Deutschmann, Fabrizio Natale, Ettore Recchi, Michele Vespe. 2019. Dissecting global air traffic data to discern different types and trends of transnational human mobility. *EPJ Data Science* **8**:1. . [[Crossref](#)]
137. Kee-hung Lai, Yu Pang, Christina W. Y. Wong, Y. H. Venus Lun, Y. N. Eppie Ng. 2019. Are trade and transport logistics activities mutually reinforcing? Some empirical evidences from ASEAN countries. *Journal of Shipping and Trade* **4**:1. . [[Crossref](#)]
138. Mengqiu Lu, Yu Chen, Robin Morphet, Yuqi Lu, Enkang Li. 2019. The spatial competition between containerised rail and sea transport in Eurasia. *Palgrave Communications* **5**:1. . [[Crossref](#)]
139. Tesfaye B. Takele, Arnt S. Buvik. 2019. The role of national trade logistics in the export trade of African countries. *Journal of Transport and Supply Chain Management* **13**. . [[Crossref](#)]
140. Minjing Peng, Fei Yang. 2019. Effect of carbon emission policy on fresh aquatic product carriers in augmented reality respective: a parallel simulation research based on genetic algorithm. *Cluster Computing* **22**:S6, 15335-15345. [[Crossref](#)]
141. Gabriel Felbermayr, Feodora Teti, Erdal Yalcin. 2019. Rules of origin and the profitability of trade deflection. *Journal of International Economics* **121**, 103248. [[Crossref](#)]
142. James Feyrer. 2019. Trade and Income—Exploiting Time Series in Geography. *American Economic Journal: Applied Economics* **11**:4, 1-35. [[Abstract](#)] [[View PDF article](#)] [[PDF with links](#)]
143. JEAN-NOËL BARROT, ERIK LOUALICHE, JULIEN SAUVAGNAT. 2019. The Globalization Risk Premium. *The Journal of Finance* **74**:5, 2391-2439. [[Crossref](#)]
144. A Quium. 2019. Transport Corridors for Wider Socio-Economic Development. *Sustainability* **11**:19, 5248. [[Crossref](#)]
145. Constantin Anghelache, Gabriela Victoria Anghelache, Mădălina-Gabriela Anghel. 2019. Model of analysis of the evolution of international economic exchanges. *Proceedings of the International Conference on Applied Statistics* **1**:1, 60-75. [[Crossref](#)]
146. Darcy W.E. Allen, Chris Berg, Sinclair Davidson, Mikayla Novak, Jason Potts. 2019. International policy coordination for blockchain supply chains. *Asia & the Pacific Policy Studies* **6**:3, 367-380. [[Crossref](#)]
147. Wojciech W Szewerniak, Yilan Xu, Sandy Dall'erba. 2019. The effects of diesel price on regional trade in the USA. *Journal of Economic Geography* **19**:5, 1099-1118. [[Crossref](#)]
148. Xavier Fageda, Ancor Suárez-Alemán, Tomás Serebrisky, Reinaldo Fioravanti. 2019. Air transport connectivity of remote regions: the impacts of public policies. *Regional Studies* **53**:8, 1161-1169. [[Crossref](#)]
149. Conor Walsh, Nicholas-Joseph Lazarou, Michael Traut, James Price, Carlo Raucci, Maria Sharmina, Paolo Agnolucci, Sarah Mander, Paul Gilbert, Kevin Anderson, Alice Larkin, Tristan Smith. 2019. Trade and trade-offs: Shipping in changing climates. *Marine Policy* **106**, 103537. [[Crossref](#)]

150. Mei Ling Wang, Chang Hwan Choi. 2019. How information and communication technology affect international trade: a comparative analysis of BRICS countries. *Information Technology for Development* 25:3, 455-474. [[Crossref](#)]
151. Jianan Li, Xiaoyi Han. 2019. Bayesian Lassos for spatial durbin error model with smoothness prior: Application to detect spillovers of China's treaty ports. *Regional Science and Urban Economics* 77, 38-74. [[Crossref](#)]
152. Burak Sen, Tolga Ercan, Omer Tatari, Qipeng Phil Zheng. 2019. Robust Pareto optimal approach to sustainable heavy-duty truck fleet composition. *Resources, Conservation and Recycling* 146, 502-513. [[Crossref](#)]
153. Som Sekhar Bhattacharyya. 2019. Development of international corporate social responsibility framework and typology. *Social Responsibility Journal* 16:5, 719-744. [[Crossref](#)]
154. Yapa M.W.Y. Bandara, Kishor Sharma, Debajyoti Chakrabarty. 2019. Trends, patterns and determinants of production sharing in Australian manufacturing. *Economic Analysis and Policy* 62, 1-11. [[Crossref](#)]
155. Jan Wessel. 2019. Evaluating the transport-mode-specific trade effects of different transport infrastructure types. *Transport Policy* 78, 42-57. [[Crossref](#)]
156. Tomi Solakivi, Tuomas Kiiski, Lauri Ojala. 2019. On the cost of ice: estimating the premium of Ice Class container vessels. *Maritime Economics & Logistics* 21:2, 207-222. [[Crossref](#)]
157. Zoryana Olekseyuk, Hannah Schürenberg-Frosch. 2019. Ukraine's unconsidered losses from the annexation of Crimea: What should we account for in the DCFTA forecasts?. *Review of Development Economics* 23:2, 877-901. [[Crossref](#)]
158. Michael A. Clemens, Claudio E. Montenegro, Lant Pritchett. 2019. The Place Premium: Bounding the Price Equivalent of Migration Barriers. *The Review of Economics and Statistics* 101:2, 201-213. [[Crossref](#)]
159. Muhammad Shahbaz, Daniel Balsalobre, Syed Jawad Hussain Shahzad. 2019. The Influencing Factors of CO2 Emissions and the Role of Biomass Energy Consumption: Statistical Experience from G-7 Countries. *Environmental Modeling & Assessment* 24:2, 143-161. [[Crossref](#)]
160. Samia BOUAZZA, Zoubida Benmamoun, Hanaa Hachimi. Optimization of logistics to support the African's development 1-5. [[Crossref](#)]
161. Paul J. Ferraro, James N. Sanchirico, Martin D. Smith. 2019. Causal inference in coupled human and natural systems. *Proceedings of the National Academy of Sciences* 116:12, 5311-5318. [[Crossref](#)]
162. Tuvana Rua, Zeynep G. Aytug, Mary C. Kern, Sujin Lee, Wendi Adair. 2019. Hidden influences in international negotiations: The interactive role of insecure cultural attachment, risk perception, and risk regulation for sellers versus buyers. *Thunderbird International Business Review* 61:2, 339-352. [[Crossref](#)]
163. Liquan Guo, Zhongzhen Yang. 2019. Relationship Between Shipping Accessibility and Maritime Transport Demand: the Case of Mainland China. *Networks and Spatial Economics* 19:1, 149-175. [[Crossref](#)]
164. Karen Brooks, Frank Place. 2019. Global food systems: Can foresight learn from hindsight?. *Global Food Security* 20, 66-71. [[Crossref](#)]
165. Fernando Leibovici, Michael E. Waugh. 2019. International trade and intertemporal substitution. *Journal of International Economics* 117, 158-174. [[Crossref](#)]
166. Khalid Mehmood Alam, Xuemei Li, Saranjam Baig. 2019. Impact of Transport Cost and Travel Time on Trade under China-Pakistan Economic Corridor (CPEC). *Journal of Advanced Transportation* 2019, 1-16. [[Crossref](#)]

167. Tristan Kohl. 2019. The Belt and Road Initiative's effect on supply-chain trade: evidence from structural gravity equations. *Cambridge Journal of Regions, Economy and Society* 12:1, 77-104. [[Crossref](#)]
168. Elizabeth J. Casabianca, Alessia Lo Turco, Claudia Pigini. 2019. Import penetration and returns to tasks: recent evidence from the Peruvian labour market. *Empirical Economics* 56:2, 551-617. [[Crossref](#)]
169. Xiwen Bai, Jasmine Siu Lee Lam. 2019. A copula-GARCH approach for analyzing dynamic conditional dependency structure between liquefied petroleum gas freight rate, product price arbitrage and crude oil price. *Energy Economics* 78, 412-427. [[Crossref](#)]
170. Simeon Nanovsky. 2019. The impact of oil prices on trade. *Review of International Economics* 27:1, e0001. [[Crossref](#)]
171. Oliver Rossmannek, Olaf Rank. 2019. Internationalization of exploitation alliance portfolios and firm performance. *Management Decision* 57:1, 86-99. [[Crossref](#)]
172. Aaron Gurwitz. America's "Global" City 603-624. [[Crossref](#)]
173. Nicholas J. White. Thinking Outside 'The Box': Decolonization and Containerization 67-99. [[Crossref](#)]
174. Gisela Lanza, Kasra Ferdows, Sami Kara, Dimitris Mourtzis, Günther Schuh, József Váncza, Lihui Wang, Hans-Peter Wiendahl. 2019. Global production networks: Design and operation. *CIRP Annals* 68:2, 823-841. [[Crossref](#)]
175. Ilhyun Cho, Silvio Contessi, Katheryn N. Russ, Diego Valderrama. 2019. Financial choice and international trade. *Journal of Economic Behavior & Organization* 157, 297-319. [[Crossref](#)]
176. Merika Anna, Triantafyllou Anna, Zombanakis George. 2019. Wage and tax competitiveness: The case of Hellenic shipping. *Transportation Research Part A: Policy and Practice* 119, 255-270. [[Crossref](#)]
177. Ibrahim Topal, Muhammed Kursad Ucar. 2019. Hybrid Artificial Intelligence Based Automatic Determination of Travel Preferences of Chinese Tourists. *IEEE Access* 7, 162530-162548. [[Crossref](#)]
178. Ahmad Lashkaripour. 2019. Weight-Based Quality Specialization. *SSRN Electronic Journal* . [[Crossref](#)]
179. Sam van Noort. 2019. The Structural Economic Roots of Liberal Democracy. *SSRN Electronic Journal* . [[Crossref](#)]
180. Hyoungmin Han. 2019. Structural Changes in Global Value Chains (GVCs): ASEAN and India. *SSRN Electronic Journal* 21. . [[Crossref](#)]
181. Christian Levers, Daniel Müller. Mapping Export-Oriented Crop Production 89-113. [[Crossref](#)]
182. Henryk Gurgul, Łukasz Lach. 2018. Sectoral linkages at the beginning of the 21st century: The role of Polish economy in global production structures. *Communist and Post-Communist Studies* 51:4, 299-314. [[Crossref](#)]
183. SARA GORGONI, ALESSIA AMIGHINI, MATTHEW SMITH. 2018. Automotive international trade networks: A comparative analysis over the last two decades. *Network Science* 6:4, 571-606. [[Crossref](#)]
184. ANGELA ABBATE, LUCA DE BENEDICTIS, GIORGIO FAGIOLO, LUCIA TAJOLI. 2018. Distance-varying assortativity and clustering of the international trade network. *Network Science* 6:4, 517-544. [[Crossref](#)]
185. B. Moyo. 2018. Electricity Disruptions and the Efficiency of Manufacturing Firms in Africa: A Stochastic Frontier Analysis. *Studies in Economics and Econometrics* 42:3, 115-135. [[Crossref](#)]
186. Scott L. Baier, Jeffrey H. Bergstrand, Matthew W. Clance. 2018. Heterogeneous effects of economic integration agreements. *Journal of Development Economics* 135, 587-608. [[Crossref](#)]

187. Christophe Chevalier. 2018. Conclure une charte-partie entre affréteurs et armateurs : une transaction pivot opérée par les courtiers d'affrètement maritime. *Négociations* n° 30:2, 23-36. [[Crossref](#)]
188. Chuantian He, Chunding Li, John Whalley. 2018. General equilibrium trade modelling with Canada-US transportation costs. *The Journal of International Trade & Economic Development* 27:7, 806-829. [[Crossref](#)]
189. Julia Cagé, Lucie Gadenne. 2018. Tax revenues and the fiscal cost of trade liberalization, 1792-2006. *Explorations in Economic History* 70, 1-24. [[Crossref](#)]
190. Junwook Chi. 2018. Asymmetric effects of exchange rate and income changes on maritime freight flows between Japan and the US. *Transport Policy* 69, 158-169. [[Crossref](#)]
191. Alexander J. Moore. 2018. Quantifying the Landlocked Trade Penalty using Structural Gravity. *Journal of Quantitative Economics* 16:3, 769-786. [[Crossref](#)]
192. David S. Jacks, Dennis Novy. 2018. Market Potential and Global Growth over the Long Twentieth Century. *Journal of International Economics* 114, 221-237. [[Crossref](#)]
193. A. Kerem Coşar, Banu Demir. 2018. Shipping inside the box: Containerization and trade. *Journal of International Economics* 114, 331-345. [[Crossref](#)]
194. Roberta Capello, Andrea Caragliu, Ugo Fratesi. 2018. Compensation modes of border effects in cross-border regions. *Journal of Regional Science* 58:4, 759-785. [[Crossref](#)]
195. Zoryana Olekseyuk, Edward J. Balistreri. 2018. Trade liberalization gains under different trade theories: a case study for Ukraine. *Empirica* 45:3, 507-542. [[Crossref](#)]
196. Filipe Campante, David Yanagizawa-Drott. 2018. Long-Range Growth: Economic Development in the Global Network of Air Links*. *The Quarterly Journal of Economics* 133:3, 1395-1458. [[Crossref](#)]
197. Yuan Li, Kierstin Bolton, Theo Westphal. 2018. The effect of the New Silk Road railways on aggregate trade volumes between China and Europe. *Journal of Chinese Economic and Business Studies* 16:3, 275-292. [[Crossref](#)]
198. Ivan Terekhov. Assessing noise effects of the urban air transportation system . [[Crossref](#)]
199. Kangsik Choi, Seonyoung Lim. 2018. Tariff protection and port privatization: An import-competing approach. *Maritime Economics & Logistics* 20:2, 228-252. [[Crossref](#)]
200. Kunal Dasgupta, Jordi Mondria. 2018. Inattentive importers. *Journal of International Economics* 112, 150-165. [[Crossref](#)]
201. Eddy Bekkers, Joseph F. Francois, Hugo Rojas-Romagosa. 2018. Melting ice Caps and the Economic Impact of Opening the Northern Sea Route. *The Economic Journal* 128:610, 1095-1127. [[Crossref](#)]
202. Dave Donaldson. 2018. Railroads of the Raj: Estimating the Impact of Transportation Infrastructure. *American Economic Review* 108:4-5, 899-934. [[Abstract](#)] [[View PDF article](#)] [[PDF with links](#)]
203. Roar Adland, Haiying Jia, Siri P. Strandenes. 2018. The determinants of vessel capacity utilization: The case of Brazilian iron ore exports. *Transportation Research Part A: Policy and Practice* 110, 191-201. [[Crossref](#)]
204. Rhea P. Liem. 2018. Review of Design Aspects and Challenges of Efficient and Quiet Amphibious Aircraft. *Journal of Physics: Conference Series* 1005, 012027. [[Crossref](#)]
205. Hans Gersbach, Hans Haller. 2018. HIERARCHICAL TRADE. *Economic Inquiry* 56:2, 1165-1184. [[Crossref](#)]
206. Jota Ishikawa, Nori Tarui. 2018. Backfiring with backhaul problems. *Journal of International Economics* 111, 81-98. [[Crossref](#)]
207. Brad Sievers, R. Urbatsch. 2018. Endogenous borders and access to the sea. *Political Geography* 63, 43-53. [[Crossref](#)]

208. Luciano Menegazzo, Francis Petterini. 2018. Maiores Navios no Mundo, mais um Desafio no Brasil: uma análise do Programa Nacional de Dragagem. *Estudos Econômicos (São Paulo)* 48:1, 175-209. [[Crossref](#)]
209. Tuan Anh Luong. 2018. Picking cherries or lemons: A unified theory of cross-border mergers and acquisitions. *The World Economy* 41:2, 653-666. [[Crossref](#)]
210. Denis Stijepic, Helmut Wagner. 2018. Impacts of intermediate trade on sector structure. *The Journal of International Trade & Economic Development* 27:1, 102-122. [[Crossref](#)]
211. Caf Dowlah. The New Nexus of Foreign Investment, Multinationals, and Global Value Chains 145-198. [[Crossref](#)]
212. Caf Dowlah. The New Nexus of FDI–MNEs–GVCs and the Transformation of Global Prosperity 377-394. [[Crossref](#)]
213. Adolf K.Y. Ng, Changmin Jiang, Paul Larson, Barry Prentice, David Duval. Policy and Regulations of Transport Nodes and Nodal Systems 47-70. [[Crossref](#)]
214. L. Urciuoli, M.C. Gurbuz, S. Val. Choosing Cross-Border Financial Guarantee Instruments—Economic Implications and Hidden Risks 243-267. [[Crossref](#)]
215. Hlali A, Hammami S. 2018. The evolution of containerization and its impact on the Maghreb ports. *Annals of Marine Science* 001-005. [[Crossref](#)]
216. Cevat Giray Aksoy, Sergei M. Guriev, Daniel Treisman. 2018. Globalization, Government Popularity, and the Great Skill Divide. *SSRN Electronic Journal* . [[Crossref](#)]
217. Michael O. Moore. 2018. Trade Costs and International Trade Flows: Methodologies, Data, and Empirical Evidence. *SSRN Electronic Journal* . [[Crossref](#)]
218. Darcy Allen, Chris Berg, Sinclair Davidson, Mikayla Novak, Jason Potts. 2018. Blockchain TradeTech. *SSRN Electronic Journal* 5. . [[Crossref](#)]
219. Cevat Giray Aksoy, Sergei M. Guriev, Daniel Treisman. 2018. Globalisation, Government Popularity and the Great Skills Divide. *SSRN Electronic Journal* . [[Crossref](#)]
220. Jose Asturias. 2018. Endogenous Transportation Costs. *SSRN Electronic Journal* 54. . [[Crossref](#)]
221. Lizhi Xu, Kin Keung Lai, Han Qiao, Shouyang Wang. 2017. A study on transport costs and China's Exports: An extended gravity model. *Journal of Systems Science and Complexity* 30:6, 1403-1424. [[Crossref](#)]
222. ROBERT READY, NIKOLAI ROUSSANOV, COLIN WARD. 2017. Commodity Trade and the Carry Trade: A Tale of Two Countries. *The Journal of Finance* 72:6, 2629-2684. [[Crossref](#)]
223. Tongsheng Xu, Xiao Liang. 2017. Measuring aggregate trade costs and its empirical effects on manufacturing export composition in China. *China Finance and Economic Review* 5:1. . [[Crossref](#)]
224. Esa Hämäläinen, Elen Twrdy, Tommi Inkinen. 2017. Cost aggregation in export logistics chain. *Journal of Open Innovation: Technology, Market, and Complexity* 3:1. . [[Crossref](#)]
225. Raphael A. Auer. 2017. Product heterogeneity, cross-country taste differences, and the growth of world trade. *European Economic Review* 100, 1-27. [[Crossref](#)]
226. Christian Viegelaahn, Zheng Wang, Sophie Soete, Guillaume Delautre. 2017. Trade and the organization of production: Efficiency and labour market outcomes. *World Employment and Social Outlook* 2017:3, 75-116. [[Crossref](#)]
227. Takeshi Yagihashi, David D. Selover. 2017. How Do the Trans-Pacific Economies Affect the USA? An Industrial Sector Approach. *The World Economy* 40:10, 2097-2124. [[Crossref](#)]
228. Prema-chandra Athukorala, Tala Talgaswatta, Omer Majeed. 2017. Global production sharing: Exploring Australia's competitive edge. *The World Economy* 40:10, 2172-2192. [[Crossref](#)]

229. Giovanni Federico, Antonio Tena-Junguito. 2017. A tale of two globalizations: gains from trade and openness 1800–2010. *Review of World Economics* 153:3, 601-626. [[Crossref](#)]
230. Matthias Schu, Dirk Morschett. 2017. Foreign market selection of online retailers — A path-dependent perspective on influence factors. *International Business Review* 26:4, 710-723. [[Crossref](#)]
231. Hauke Ward, Alexander Radebach, Ingmar Vierhaus, Armin Fügenschuh, Jan Christoph Steckel. 2017. Reducing global CO 2 emissions with the technologies we have. *Resource and Energy Economics* 49, 201-217. [[Crossref](#)]
232. Hakan Yilmazkuday. 2017. A Solution to the Missing Globalization Puzzle by Non-CES Preferences. *Review of International Economics* 25:3, 649-676. [[Crossref](#)]
233. Kenneth A. Schultz. 2017. Mapping Interstate Territorial Conflict. *Journal of Conflict Resolution* 61:7, 1565-1590. [[Crossref](#)]
234. Yuan Li, Hans-Jörg Schmerer. 2017. Trade and the New Silk Road: opportunities, challenges, and solutions. *Journal of Chinese Economic and Business Studies* 15:3, 205-213. [[Crossref](#)]
235. Colin A. Carter, Gordon C. Rausser, Aaron Smith. 2017. Commodity Storage and the Market Effects of Biofuel Policies. *American Journal of Agricultural Economics* 99:4, 1027-1055. [[Crossref](#)]
236. Rafael Guillermo García-Caceres, Héctor Rodrigo Ospina-Estupiñan. 2017. Evolución del modelo de zonas francas permanentes en el mundo: Con un énfasis en el caso Latinoamericano. *DYNA* 84:202, 221-229. [[Crossref](#)]
237. CARLOS AGUIAR DE MEDEIROS, NICHOLAS M. TREBAT. 2017. Transforming natural resources into industrial advantage: the case of China's rare earths industry. *Brazilian Journal of Political Economy* 37:3, 504-526. [[Crossref](#)]
238. Demet Yilmazkuday, Hakan Yilmazkuday. 2017. The role of direct flights in trade costs. *Review of World Economics* 153:2, 249-270. [[Crossref](#)]
239. Ying Huang, Ross Jennings, Yong Yu. 2017. Product Market Competition and Managerial Disclosure of Earnings Forecasts: Evidence from Import Tariff Rate Reductions. *The Accounting Review* 92:3, 185-207. [[Crossref](#)]
240. Claudia N. Berg, Uwe Deichmann, Yishen Liu, Harris Selod. 2017. Transport Policies and Development. *The Journal of Development Studies* 53:4, 465-480. [[Crossref](#)]
241. Antonio Pesce. 2017. THE DECOUPLING OF EMERGING ECONOMIES: THEORETICAL AND EMPIRICAL PUZZLE. *Journal of Economic Surveys* 31:2, 602-631. [[Crossref](#)]
242. Young-Tae Chang, Eunbee Kim, Ahhyun Jo, Hyosoo Park. 2017. Estimating socio-economic impact from ship emissions at the Port of Incheon. *Journal of International Logistics and Trade* 15:1, 1-7. [[Crossref](#)]
243. Abdoulaye Seck. 2017. How Facilitating Trade would Benefit Trade in Sub-Saharan Africa. *Journal of African Development* 19:1, 1-26. [[Crossref](#)]
244. Chad P. Brown, Daniel Lederman, Samuel Pienknagura, Raymond Robertson. Economic Performance and Geography: Rising and Falling with Our Neighbors 19-41. [[Crossref](#)]
245. Chad P. Brown, Daniel Lederman, Samuel Pienknagura, Raymond Robertson. Regional Trade in the Americas: A Stepping-Stone toward Stable Growth? 43-114. [[Crossref](#)]
246. Francesco Picciolo, Andreas Papandreou, Klaus Hubacek, Franco Ruzzenenti. 2017. How crude oil prices shape the global division of labor. *Applied Energy* 189, 753-761. [[Crossref](#)]
247. Kenneth H.T. Wong, Eva C. Shou, Huiying Zhang, Adolf K.Y. Ng. 2017. Strategy formulation of new generation ports: A case study of Hong Kong International Terminals Ltd. (HIT). *Research in Transportation Business & Management* 22, 239-254. [[Crossref](#)]

248. Jorge F. Garzón. 2017. Multipolarity and the future of economic regionalism. *International Theory* 9:1, 101-135. [[Crossref](#)]
249. Peter H. Egger, Joseph Francois, Douglas R. Nelson. 2017. The Role of Goods-Trade Networks for Services-Trade Volume. *The World Economy* 40:3, 532-543. [[Crossref](#)]
250. Franco Ruzzenenti, Brian D. Fath. Present Energy Metabolism and the Future of Renewables 81-100. [[Crossref](#)]
251. Philip B. Whyman, Alina I. Petrescu. Economic Growth and Productivity 227-256. [[Crossref](#)]
252. Karl Morasch, Florian Bartholomae. Handelskosten und Gravitationsmodell 23-35. [[Crossref](#)]
253. Robert Ready, Nikolai Roussanov, Colin Ward. 2017. After the tide: Commodity currencies and global trade. *Journal of Monetary Economics* 85, 69-86. [[Crossref](#)]
254. Conor Walsh, Sarah Mander. 2017. Contextualising the drivers for trade: Some lessons from historical case studies. *Marine Policy* 75, 290-299. [[Crossref](#)]
255. Peter Enderwick. Flexibility, Labour Utilisation, and the Global Factory 13-38. [[Crossref](#)]
256. Laura Alfaro, Maggie Xiaoyang Chen. 2017. Transportation Cost and the Geography of Foreign Investment. *SSRN Electronic Journal* 4. . [[Crossref](#)]
257. Diego Puga. 2017. The Changing Distribution of Firms and Workers Across Cities. *SSRN Electronic Journal* . [[Crossref](#)]
258. David A. Ralston. 2017. The Guiding-Forces Model: A Step toward Developing a Longitudinal, Multilevel Model of Individuals' Work Behavior. *SSRN Electronic Journal* . [[Crossref](#)]
259. Gino A. Gancia, Giacomo A. M. Ponzetto, Jaume Ventura. 2017. Globalization and Political Structure. *SSRN Electronic Journal* 95. . [[Crossref](#)]
260. Giacomo Magistretti, Marco Tabellini. 2017. Economic Integration and Democracy: An Empirical Investigation. *SSRN Electronic Journal* . [[Crossref](#)]
261. Y. H. Venus Lun, Jan Hoffmann. 2016. Connectivity and trade relativity: the case of ASEAN. *Journal of Shipping and Trade* 1:1. . [[Crossref](#)]
262. Agustina Calatayud, Roberto Palacin, John Mangan, Elizabeth Jackson, Aurora Ruiz-Rua. 2016. Understanding connectivity to international markets: a systematic review. *Transport Reviews* 36:6, 713-736. [[Crossref](#)]
263. Takumi Naito. 2016. Aid for Trade and Global Growth. *Review of International Economics* 24:5, 1178-1201. [[Crossref](#)]
264. . The Breadth of Globalization and Distance 119-158. [[Crossref](#)]
265. Erik J. Nelson, Matthew R. Helmus, Jeannine Cavender-Bares, Stephen Polasky, Jesse R. Lasky, Amy E. Zanne, William D. Pearse, Nathan J. B. Kraft, Daniela A. Miteva, William F. Fagan. 2016. Commercial Plant Production and Consumption Still Follow the Latitudinal Gradient in Species Diversity despite Economic Globalization. *PLOS ONE* 11:10, e0163002. [[Crossref](#)]
266. Zoryana Olekseyuk. 2016. Modeling of FDI in business services: Additional effects in case of Ukraine's European integration. *The Journal of International Trade & Economic Development* 25:7, 1010-1043. [[Crossref](#)]
267. Joan Costa-Font, Núria Mas. 2016. 'Globesity'? The effects of globalization on obesity and caloric intake. *Food Policy* 64, 121-132. [[Crossref](#)]
268. Matthias Helble, Boon-Loong Ngiang. 2016. From global factory to global mall? East Asia's changing trade composition and orientation. *Japan and the World Economy* 39, 37-47. [[Crossref](#)]
269. Mario Larch, Pehr-Johan Norbäck, Steffen Sirries, Dieter M. Urban. 2016. Heterogeneous Firms, Globalisation and the Distance Puzzle. *The World Economy* 39:9, 1307-1338. [[Crossref](#)]

270. Abhishek Gaurav, Somesh K. Mathur. 2016. Determinants of Trade Costs and Trade Growth Accounting between India and the European Union during 1995-2010. *The World Economy* 39:9, 1399-1413. [[Crossref](#)]
271. Ekaterina Turkina, Ari Van Assche, Raja Kali. 2016. Structure and evolution of global cluster networks: evidence from the aerospace industry. *Journal of Economic Geography* 99, lbw020. [[Crossref](#)]
272. Vas Taras, Piers Steel, Bradley L. Kirkman. 2016. Does Country Equate with Culture? Beyond Geography in the Search for Cultural Boundaries. *Management International Review* 56:4, 455-487. [[Crossref](#)]
273. Junwook Chi. 2016. Exchange rate and transport cost sensitivities of bilateral freight flows between the US and China. *Transportation Research Part A: Policy and Practice* 89, 1-13. [[Crossref](#)]
274. Christina Tay. The impact of ICT costs on US trade in education 1-6. [[Crossref](#)]
275. Douglas H. Brooks. 2016. Connectivity in East Asia. *Asian Economic Policy Review* 11:2, 176-194. [[Crossref](#)]
276. Tolga Yuret. 2016. International trade in ideas. *Scientometrics* 107:3, 899-916. [[Crossref](#)]
277. M-Ali Sotoudeh, Andrew C. Worthington. 2016. Estimating the effects of global oil market shocks on Australian merchandise trade. *Economic Analysis and Policy* 50, 74-84. [[Crossref](#)]
278. David von Below, Pierre-Louis Vézina. 2016. The Trade Consequences of Pricy Oil. *IMF Economic Review* 64:2, 303-318. [[Crossref](#)]
279. Anna Maria Pinna, Rinaldo Brau, Vania Manuela Licio. 2016. Broadening or jumping? An analysis of the first export market of European Union firms. *Environment and Planning C: Government and Policy* 34:4, 592-616. [[Crossref](#)]
280. Peter McManners. 2016. The action research case study approach: A methodology for complex challenges such as sustainability in aviation. *Action Research* 14:2, 201-216. [[Crossref](#)]
281. Fabien Bertho, Ingo Borchert, Aaditya Mattoo. 2016. The trade reducing effects of restrictions on liner shipping. *Journal of Comparative Economics* 44:2, 231-242. [[Crossref](#)]
282. Natalie Chen, Luciana Juvenal. 2016. Quality, trade, and exchange rate pass-through. *Journal of International Economics* 100, 61-80. [[Crossref](#)]
283. James E. Anderson, Mykyta Vesselovsky, Yoto V. Yotov. 2016. Gravity with scale effects. *Journal of International Economics* 100, 174-193. [[Crossref](#)]
284. Michael Storper, Allen J Scott. 2016. Current debates in urban theory: A critical assessment. *Urban Studies* 53:6, 1114-1136. [[Crossref](#)]
285. Heda Hansenova, Vaclav Cempirek, Petr Novak. 2016. Transport and Logistics and their Influence on Export Costs. *Communications - Scientific letters of the University of Zilina* 18:2, 45-50. [[Crossref](#)]
286. Giovanni Valentisi, Robert Lisinge, Stephen Karingi. 2016. The trade facilitation agreement and Africa's regional integration. *Canadian Journal of Development Studies / Revue canadienne d'études du développement* 37:2, 239-259. [[Crossref](#)]
287. João Amador, Sónia Cabral. 2016. GLOBAL VALUE CHAINS: A SURVEY OF DRIVERS AND MEASURES. *Journal of Economic Surveys* 30:2, 278-301. [[Crossref](#)]
288. A. Kerem Coşar, Nezih Guner, James Tybout. 2016. Firm Dynamics, Job Turnover, and Wage Distributions in an Open Economy. *American Economic Review* 106:3, 625-663. [[Abstract](#)] [[View PDF article](#)] [[PDF with links](#)]
289. Juyoung Cheong, Do Won Kwak, Kam Ki Tang. 2016. The distance effects on the intensive and extensive margins of trade over time. *Empirical Economics* 50:2, 253-278. [[Crossref](#)]
290. Quy-Toan Do, Andrei A. Levchenko, Claudio Raddatz. 2016. Comparative advantage, international trade, and fertility. *Journal of Development Economics* 119, 48-66. [[Crossref](#)]

291. Alyson C. Ma, Ari Van Assche. 2016. Spatial Linkages and Export Processing Location in China. *The World Economy* **39**:3, 316-338. [[Crossref](#)]
292. Daniel Aronoff. The Metamorphosis of China's Trade Policy 3-13. [[Crossref](#)]
293. Paul W. Sammarco, Kevin B. Strychar. Ecological and Evolutionary Considerations Regarding Corals in a Rapidly Changing Environment 553-576. [[Crossref](#)]
294. Matthias Helble, Boon-Loong Ngiang. The Changing Nature of the Production Network in East Asia 67-86. [[Crossref](#)]
295. C.P. Bown, M.A. Crowley. The Empirical Landscape of Trade Policy 3-108. [[Crossref](#)]
296. René Taudal Poulsen, Stefano Ponte, Jane Lister. 2016. Buyer-driven greening? Cargo-owners and environmental upgrading in maritime shipping. *Geoforum* **68**, 57-68. [[Crossref](#)]
297. Ohad Raveh, Ariell Reshef. 2016. Capital imports composition, complementarities, and the skill premium in developing countries. *Journal of Development Economics* **118**, 183-206. [[Crossref](#)]
298. Daniel M. Bernhofen, Zouheir El-Sahli, Richard Kneller. 2016. Estimating the effects of the container revolution on world trade. *Journal of International Economics* **98**, 36-50. [[Crossref](#)]
299. Andrew M. Brostek, Laurence J. Walsh, Estie Kruger, Marc Tennant. 2016. The perfect storm: Disruptive evolution and step changes in Australian dentistry. *Faculty Dental Journal* **7**:1, 10-15. [[Crossref](#)]
300. József Dombi, István Márton Kiss, András London, Ádám Merza, Tamás Németh, Anita Pelle. 2016. A világkereskedelem hálózatelméleti vizsgálatának lehetőségeiről. *Közgazdasági Szemle* **63**:1, 79-98. [[Crossref](#)]
301. Jun-Hyung Ko, Akeyoshi Matsuzaki. 2016. The Geography of Gravity. *SSRN Electronic Journal* **54**. . [[Crossref](#)]
302. Dmitry Gordeev, Georgy Idrisov, Vittoria Idrisova, Andrey Kaukin. 2016. (Modeling the Spatial Distribution of Russian Foreign Trade Flows, Taking into Account the Real Costs of Transport). *SSRN Electronic Journal* . [[Crossref](#)]
303. Felix Laurence Friedt. 2016. Commercial Policy Outcomes in the Presence of Integrated Transport Costs: The Importance of Trade Imbalances. *SSRN Electronic Journal* **93**. . [[Crossref](#)]
304. Filipe R. Campante. 2016. Long-Range Growth: Economic Development in the Global Network of Air Links. *SSRN Electronic Journal* . [[Crossref](#)]
305. Meredith mname Startz. 2016. The Value of Face-to-Face: Search and Contracting Problems in Nigerian Trade. *SSRN Electronic Journal* **84**. . [[Crossref](#)]
306. Adina Ardelean, Volodymyr Lugovskyy. 2016. Do Larger Importing Firms Face Lower Freight Rates?. *SSRN Electronic Journal* **80**. . [[Crossref](#)]
307. Tiones Ediel Franzen, Orlando Monteiro da Silva. 2016. Os custos totais do comércio bilateral brasileiro: determinantes e evolução recente. *Revista Visión Contable* :14, 41-64. [[Crossref](#)]
308. Chris Bachmann, Matthew J. Roorda, Chris Kennedy. 2016. Global Trade Creation, Trade Diversion, and Economic Impacts from Changing Global Transport Costs. *Transportation Research Record: Journal of the Transportation Research Board* **2598**:1, 46-57. [[Crossref](#)]
309. Seda Koymen Ozer, Daria Taglioni, Deborah Winkler. Turkey's Participation and Economic Upgrading in Global Value Chains 418-468. [[Crossref](#)]
310. International Monetary Fund. 2016. Panama: Selected Issues. *IMF Staff Country Reports* **16**:338, 1. [[Crossref](#)]
311. Helen Thanopoulou, Siri Pettersen Strandenes. 2015. Turning down the volume? Prospects of structural changes in international energy seaborne trade. *Research in Transportation Business & Management* **17**, 8-13. [[Crossref](#)]

312. Mohamad REZA, Kamonchanok SUTHIWARTNARUEPUT, Pongsa PORNCHEIWISESKUL. 2015. Liner Shipping Connectivity and International Trade in Maritime Southeast Asian Countries. *Journal of International Logistics and Trade* **13**:3, 43-74. [[Crossref](#)]
313. David D. Selover, Takeshi Yagihashi. 2015. Examining industrial interdependence between Japan and South Korea: A FAVAR approach. *Japan and the World Economy* **36**, 67-87. [[Crossref](#)]
314. Eugene Bempong Nyantakyi, Steven Husted, Shuichiro Nishioka. 2015. Trade Frictions and Market Access of Developing Countries: A Product-level Empirical Investigation. *Review of International Economics* **23**:5, 924-945. [[Crossref](#)]
315. Kai Xu. 2015. Why Are Agricultural Goods Not Traded More Intensively: High Trade Costs or Low Productivity Variation?. *The World Economy* **38**:11, 1722-1743. [[Crossref](#)]
316. Jose C. Borrero, Patrick J. Lynett, Nikos Kalligeris. 2015. Tsunami currents in ports. *Philosophical Transactions of the Royal Society A: Mathematical, Physical and Engineering Sciences* **373**:2053, 20140372. [[Crossref](#)]
317. Isabella Cingolani, Carlo Piccardi, Lucia Tajoli. 2015. Discovering Preferential Patterns in Sectoral Trade Networks. *PLOS ONE* **10**:10, e0140951. [[Crossref](#)]
318. Jian-yu Fisher Ke, Robert J. Windle, Chaodong Han, Rodrigo Britto. 2015. Aligning supply chain transportation strategy with industry characteristics. *International Journal of Physical Distribution & Logistics Management* **45**:9/10, 837-860. [[Crossref](#)]
319. Nashwa Mostafa Ali Mohamed. 2015. Time as a Barrier to International Trade and Economic Growth: The Role of Information and Communication Technology in Reducing Time Cost. *Arab Economic and Business Journal* **10**:2, 139-152. [[Crossref](#)]
320. Ina Simonovska. 2015. Income Differences and Prices of Tradables: Insights from an Online Retailer. *The Review of Economic Studies* **82**:4, 1612-1656. [[Crossref](#)]
321. Alfonso Irarrazabal, Andreas Moxnes, Luca David Opromolla. 2015. The Tip of the Iceberg: A Quantitative Framework for Estimating Trade Costs. *Review of Economics and Statistics* **97**:4, 777-792. [[Crossref](#)]
322. CHO Hyuksoo, KIM Sangkyun. 2015. Examining Container Port Resources and Environments to Enhance Competitiveness: A Cross-Country Study from Resource-Based and Institutional Perspectives. *The Asian Journal of Shipping and Logistics* **31**:3, 341-362. [[Crossref](#)]
323. Florian Allroggen, Michael D. Wittman, Robert Malina. 2015. How air transport connects the world – A new metric of air connectivity and its evolution between 1990 and 2012. *Transportation Research Part E: Logistics and Transportation Review* **80**, 184-201. [[Crossref](#)]
324. Dave Donaldson. 2015. The Gains from Market Integration. *Annual Review of Economics* **7**:1, 619-647. [[Crossref](#)]
325. Frederick Guy. Globalization, Regionalization, and Technological Change 575-596. [[Crossref](#)]
326. Augusto de la Torre, Tatiana Didier, Alain Ize, Daniel Lederman, Sergio L. Schmukler. The Structure of Trade Linkages and Economic Growth 73-132. [[Crossref](#)]
327. Peter N. Posch, Joachim Erhardt, Tarek Hard. 2015. The impact of commodity finance on resource availability. *Applied Economics Letters* **22**:7, 525-528. [[Crossref](#)]
328. Laura Márquez-Ramos. 2015. The relationship between trade and sustainable transport: A quantitative assessment with indicators of the importance of environmental performance and agglomeration externalities. *Ecological Indicators* **52**, 170-183. [[Crossref](#)]
329. Ivan Cherkashin, Svetlana Demidova, Hiau Looi Kee, Kala Krishna. 2015. Firm heterogeneity and costly trade: A new estimation strategy and policy experiments. *Journal of International Economics* **96**:1, 18-36. [[Crossref](#)]

330. Christian Volpe Martincus, Jerónimo Carballo, Alejandro Graziano. 2015. Customs. *Journal of International Economics* **96**:1, 119-137. [[Crossref](#)]
331. Cecília Hornok, Miklós Koren. 2015. Per-Shipment Costs and the Lumpiness of International Trade. *Review of Economics and Statistics* **97**:2, 525-530. [[Crossref](#)]
332. Kazuhiro Takauchi. 2015. Endogenous transport price and international R&D rivalry. *Economic Modelling* **46**, 36-43. [[Crossref](#)]
333. Timothy Besley, Thiemo Fetzer, Hannes Mueller. 2015. THE WELFARE COST OF LAWLESSNESS: EVIDENCE FROM SOMALI PIRACY. *Journal of the European Economic Association* **13**:2, 203-239. [[Crossref](#)]
334. Jun Wan, Kathy Baylis, Peter Mulder. 2015. Trade-facilitated technology spillovers in energy productivity convergence processes across EU countries. *Energy Economics* **48**, 253-264. [[Crossref](#)]
335. Ronald Hirshhorn. 2015. Getting Value from Global Value Chains: A Canadian Perspective. *Transnational Corporations Review* **7**:1, 1-21. [[Crossref](#)]
336. Clément Bosquet, Hervé Boulhol. 2015. What is really puzzling about the “distance puzzle”. *Review of World Economics* **151**:1, 1-21. [[Crossref](#)]
337. Juyoung Cheong, Do Won Kwak, Kam Ki Tang. 2015. Heterogeneous Effects of Preferential Trade Agreements: How does Partner Similarity Matter?. *World Development* **66**, 222-236. [[Crossref](#)]
338. Tim Büthe. Institutionalization and Its Consequences 258-286. [[Crossref](#)]
339. Moonhawk Kim. Technology, politics and economic exchanges 25-55. [[Crossref](#)]
340. Steinar Kristoffersen. Co-operative Production Planning: Dynamic Documents in Manufacturing 85-92. [[Crossref](#)]
341. W. Mark Brown, William P. Anderson. 2015. How thick is the border: the relative cost of Canadian domestic and cross-border truck-borne trade, 2004–2009. *Journal of Transport Geography* **42**, 10-21. [[Crossref](#)]
342. Allen J. Scott, Michael Storper. 2015. The Nature of Cities: The Scope and Limits of Urban Theory. *International Journal of Urban and Regional Research* **39**:1, 1-15. [[Crossref](#)]
343. Rikard Forslid, Toshihiro Okubo. 2015. WHICH FIRMS ARE LEFT IN THE PERIPHERY? SPATIAL SORTING OF HETEROGENEOUS FIRMS WITH SCALE ECONOMIES IN TRANSPORTATION. *Journal of Regional Science* **55**:1, 51-65. [[Crossref](#)]
344. Bart Los, Marcel P. Timmer, Gaaitzen J. de Vries. 2015. HOW GLOBAL ARE GLOBAL VALUE CHAINS? A NEW APPROACH TO MEASURE INTERNATIONAL FRAGMENTATION. *Journal of Regional Science* **55**:1, 66-92. [[Crossref](#)]
345. Tamir Agmon. 2015. The Dynamics of the MNE in a World of Transactions Costs: From Assets' Holding to Relational Contracts. *SSRN Electronic Journal* **34**. . [[Crossref](#)]
346. Jorge F. Garzón. 2015. Multipolarity and the Future of Regionalism: Latin America and Beyond. *SSRN Electronic Journal* . [[Crossref](#)]
347. Felix Laurence Friedt, Wesley W. Wilson. 2015. Trade, Transportation and Trade Imbalances: An Empirical Examination of International Markets and Backhauls. *SSRN Electronic Journal* **3**. . [[Crossref](#)]
348. Ana Abeliánsky, Inmaculada Martínez-Zarzoso, Klaus Prettner. 2015. The Impact of 3D Printing on Trade and FDI. *SSRN Electronic Journal* **93**. . [[Crossref](#)]
349. Simeon Nanovsky. 2015. The Impact of Oil Prices and Trade with an Application to the Euro's Trade Effect. *SSRN Electronic Journal* . [[Crossref](#)]

350. L. Miguel Martínez, Jari Kauppila, Marie Castaing. 2015. International Freight and Related Carbon Dioxide Emissions by 2050. *Transportation Research Record: Journal of the Transportation Research Board* **2477**:1, 58-67. [[Crossref](#)]
351. Paul Krugman. Interregional and International Trade: Different Causes, Different Trends? 27-34. [[Crossref](#)]
352. José Luis Groizard, Helena Marques, María Santana. 2014. Islands in Trade: Disentangling Distance from Border Effects. *Economics* **8**:1. . [[Crossref](#)]
353. George Alessandria, Horag Choi. 2014. Do falling iceberg costs explain recent U.S. export growth?. *Journal of International Economics* **94**:2, 311-325. [[Crossref](#)]
354. Richard Pomfret. 2014. Expanding the Division of Labour: Trade Costs and Supply Chains in the Global Economy. *Australian Economic History Review* **54**:3, 220-241. [[Crossref](#)]
355. Bakar Normizan, Ishii Yasunori. 2014. Export Competition between Landlocked and Coastal Countries: An Analysis of Strategic Export Policies. *Review of Development Economics* **18**:4, 804-812. [[Crossref](#)]
356. Margareta Ljung, Margareta Lützhöft. 2014. Functions, performances and perceptions of work on ships. *WMU Journal of Maritime Affairs* **13**:2, 231-250. [[Crossref](#)]
357. Christopher Mejía Argueta, María del Pilar Ester Arroyo López, Juan Gaytán Iniestra. 2014. Un enfoque multicriterio para el diseño de una red para el transporte de embarques internacionales. *Contaduría y Administración* **59**:4, 193-221. [[Crossref](#)]
358. Xiaolei Sun, Ling Tang, Yuying Yang, Dengsheng Wu, Jianping Li. 2014. Identifying the dynamic relationship between tanker freight rates and oil prices: In the perspective of multiscale relevance. *Economic Modelling* **42**, 287-295. [[Crossref](#)]
359. Thomas Hutzschenreuter, Ingo Kleindienst, Florian Groene, Alain Verbeke. 2014. Corporate strategic responses to foreign entry: insights from prospect theory. *The Multinational Business Review* **22**:3, 294-323. [[Crossref](#)]
360. Jose L. Zofio, Ana M. Condeço-Melhorado, Andrés Maroto-Sánchez, Javier Gutiérrez. 2014. Generalized transport costs and index numbers: A geographical analysis of economic and infrastructure fundamentals. *Transportation Research Part A: Policy and Practice* **67**, 141-157. [[Crossref](#)]
361. Zhen Zhu, Federica Cerina, Alessandro Chessa, Guido Caldarelli, Massimo Riccaboni. 2014. The Rise of China in the International Trade Network: A Community Core Detection Approach. *PLoS ONE* **9**:8, e105496. [[Crossref](#)]
362. James Peoples. Introduction and Overview 1-9. [[Crossref](#)]
363. Henry L. Vega. Air Cargo Services and the Export Flows of Developing Countries 199-234. [[Crossref](#)]
364. Hyuk-soo Cho. 2014. Determinants and Effects of Logistics Costs in Container Ports: The Transaction Cost Economics Perspective. *The Asian Journal of Shipping and Logistics* **30**:2, 193-215. [[Crossref](#)]
365. Andrew Bevan. 2014. Mediterranean Containerization. *Current Anthropology* **55**:4, 387-418. [[Crossref](#)]
366. Bojan Bešković, Elen Twrdy. 2014. DEVELOPING REGIONAL APPROACH FOR TRANSPORT INDUSTRY: THE ROLE OF PORT SYSTEM IN THE BALKANS. *TRANSPORT* **30**:4, 437-447. [[Crossref](#)]
367. Mark Abdollahian, Zining Yang. 2014. Towards Trade Equalisation: A Network Perspective on Trade and Income Convergence Across the Twentieth Century. *New Political Economy* **19**:4, 601-627. [[Crossref](#)]
368. Alessia Amighini, Sara Gorgoni. 2014. The International Reorganisation of Auto Production. *The World Economy* **37**:7, 923-952. [[Crossref](#)]

369. Amir Samimi, Abolfazl Mohammadian, Kazuya Kawamura, Zahra Pourabdollahi. 2014. An activity-based freight mode choice microsimulation model. *Transportation Letters* 6:3, 142-151. [[Crossref](#)]
370. David Hummels, Rasmus Jørgensen, Jakob Munch, Chong Xiang. 2014. The Wage Effects of Offshoring: Evidence from Danish Matched Worker-Firm Data. *American Economic Review* 104:6, 1597-1629. [[Abstract](#)] [[View PDF article](#)] [[PDF with links](#)]
371. C. Carrere. 2014. Regional Agreements and Welfare in the South: When Scale Economies in Transport Matter. *Journal of African Economies* 23:3, 321-345. [[Crossref](#)]
372. Truman G. Packard, Trang Van Nguyen, Melissa Adelman, Thomas Bowen, Ximena Del Carpio, Jennifer Golan, Tobias Haque, Mee Jung Kim, Alexander Krauss, Ahmed Rostom. Well-being from Work in the Pacific Island Countries 199-240. [[Crossref](#)]
373. Lars Håkanson. 2014. The role of psychic distance in international trade: a longitudinal analysis. *International Marketing Review* 31:3, 210-236. [[Crossref](#)]
374. Christian Volpe Martincus, Jerónimo Carballo, Pablo M. Garcia, Alejandro Graziano. 2014. How do transport costs affect firms' exports? Evidence from a vanishing bridge. *Economics Letters* 123:2, 149-153. [[Crossref](#)]
375. Joseph P. Daniels, Marc von der Ruhr. 2014. Transportation Costs and US Manufacturing FDI. *Review of International Economics* 22:2, 299-309. [[Crossref](#)]
376. Dong Yang, Ghim Ping Ong, Anthony Theng Heng Chin. 2014. An exploratory study on the effect of trade data aggregation on international freight mode choice. *Maritime Policy & Management* 41:3, 212-223. [[Crossref](#)]
377. G. Duranton, P. M. Morrow, M. A. Turner. 2014. Roads and Trade: Evidence from the US. *The Review of Economic Studies* 81:2, 681-724. [[Crossref](#)]
378. Thomas Hutzschenreuter, Ingo Kleindienst, Sandra Lange. 2014. Added Psychic Distance Stimuli and MNE Performance. *Journal of International Management* 20:1, 38-54. [[Crossref](#)]
379. Peter J. Buckley, Niron Hashai. 2014. The role of technological catch up and domestic market growth in the genesis of emerging country based multinationals. *Research Policy* 43:2, 423-437. [[Crossref](#)]
380. Alan V. Deardorff. 2014. Local comparative advantage: Trade costs and the pattern of trade. *International Journal of Economic Theory* 10:1, 9-35. [[Crossref](#)]
381. Lennart Olsson, Jean-Charles Hourcade, Jonathan Köhler. 2014. Sustainable Development in a Globalized World. *The Journal of Environment & Development* 23:1, 3-14. [[Crossref](#)]
382. Erdal Yalcin, Davide Sala. 2014. Uncertain Productivity Growth and the Choice between FDI and Export. *Review of International Economics* 22:1, 189-208. [[Crossref](#)]
383. Espen Ekberg, Even Lange. 2014. Business history and economic globalisation. *Business History* 56:1, 101-115. [[Crossref](#)]
384. Marc-Andreas Muendler. 2014. Export or merge? Proximity vs. concentration in product space. *Asia-Pacific Journal of Accounting & Economics* 21:1, 35-57. [[Crossref](#)]
385. Juan S. Blyde. Preliminaries: Concepts, Trends, and Frameworks 1-11. [[Crossref](#)]
386. Ina Simonovska, Michael E. Waugh. 2014. The elasticity of trade: Estimates and evidence. *Journal of International Economics* 92:1, 34-50. [[Crossref](#)]
387. Italo Colantone, Rosario Crinò. 2014. New imported inputs, new domestic products. *Journal of International Economics* 92:1, 147-165. [[Crossref](#)]
388. Rémy Canavesio. 2014. Le concept « d'espace-énergie »: proposition d'une méthodologie pour cartographier les coûts énergétiques du transport aérien en Océanie. *SHS Web of Conferences* 9, 04001. [[Crossref](#)]

389. Ermias Weldemicael. 2014. Technology, Trade Costs and Export Sophistication. *The World Economy* 37:1, 14-41. [[Crossref](#)]
390. Alfredo Burlando, Anca D. Cristea, Logan Lee. 2014. The Trade Consequences of Maritime Insecurity: Evidence from Somali Piracy. *SSRN Electronic Journal* . [[Crossref](#)]
391. Demet Yilmazkuday, Hakan Yilmazkuday. 2014. The Role of Direct Flights in Trade Costs. *SSRN Electronic Journal* 82. . [[Crossref](#)]
392. Hilde Meersman, Siri Pettersen Strandenes, Eddy van de Voorde. 2014. Port Pricing: Principles, Structure and Models. *SSRN Electronic Journal* . [[Crossref](#)]
393. Matthew O. Jackson, Stephen Nei. 2014. Networks of Military Alliances, Wars, and International Trade. *SSRN Electronic Journal* . [[Crossref](#)]
394. Matthias Carl Helble, Boon-Loong Ngiang. 2014. From Global Factory to Global Mall: East Asia's Changing Trade Composition. *SSRN Electronic Journal* 69. . [[Crossref](#)]
395. Matthias Carl Helble. 2014. The Pacific's Connectivity and Its Trade Implications. *SSRN Electronic Journal* 69. . [[Crossref](#)]
396. Gisela Rua. 2014. Diffusion of Containerization. *SSRN Electronic Journal* 8. . [[Crossref](#)]
397. Asa Johansson, Eduardo Olaberria. 2014. Long-Term Patterns of Trade and Specialisation. *SSRN Electronic Journal* 70. . [[Crossref](#)]
398. Jan Fries. 2014. Age and Skill Bias of Trade Liberalisation? Heterogeneous Employment Effects of EU Eastern Enlargement. *SSRN Electronic Journal* . [[Crossref](#)]
399. Enrico Pastori, Miriam Tagliavia, Enrico Tosti, Simonetta Zappa. 2014. L'Indagine Sui Costi Del Trasporto Internazionale Delle Merci in Italia: Metodi E Risultati (The Survey on International Merchandise Transport of Italy: Methods and Results). *SSRN Electronic Journal* 42. . [[Crossref](#)]
400. Andres Felipe Guzman, Jose Manuel Vassallo. 2014. Impact of Introducing Longer and Heavier Vehicles on Regional Consumer Price Index and Spanish Road Freight Transport System. *Transportation Research Record: Journal of the Transportation Research Board* 2410:1, 39-49. [[Crossref](#)]
401. B. J. Dermody, R. P. H. van Beek, E. Meeks, K. Klein Goldewijk, W. Scheidel, Y. van der Velde, M. F. P. Bierkens, M. J. Wassen, S. C. Dekker. 2014. A virtual water network of the Roman world. *Hydrology and Earth System Sciences* 18:12, 5025-5040. [[Crossref](#)]
402. B. J. Dermody, R. P. H. van Beek, E. Meeks, K. Klein Goldewijk, W. Scheidel, Y. van der Velde, M. F. P. Bierkens, M. J. Wassen, S. C. Dekker. 2014. A virtual water network of the Roman world. *Hydrology and Earth System Sciences Discussions* 11:6, 6561-6597. [[Crossref](#)]
403. Gio Wiederhold. Taxhavens 151-180. [[Crossref](#)]
404. Hansjörg Drewello. Transport Policy and Regional Development: The Economic Impact of Regional Accessibility on Economic Sectors 103-118. [[Crossref](#)]
405. Ganeshan Wignaraja, Dorothea Ramizo, Luca Burmeister. 2013. Assessing Liberalization and Deep Integration in FTAs: A Study of Asia-Latin American FTAs. *East Asian Economic Review* 17:4, 385-415. [[Crossref](#)]
406. Daniel Lederman, Julián Messina, Samuel Pienknagura, Jamele Rigolini. Foreign Direct Investment, Multinational Corporations, and Innovation 121-140. [[Crossref](#)]
407. David L. Hummels, Georg Schaur. 2013. Time as a Trade Barrier. *American Economic Review* 103:7, 2935-2959. [[Abstract](#)] [[View PDF article](#)] [[PDF with links](#)]
408. Woramol Chaowarat, Pairach Piboonrugroj, Jianming Shi. A review of Data Development Analysis (DEA) applications in supply chain management research 975-980. [[Crossref](#)]
409. Sebastian E. Guerrero, Samer M. Madanat, Robert C. Leachman. 2013. The Trucking Sector Optimization Model: A tool for predicting carrier and shipper responses to policies aiming to reduce

- GHG emissions. *Transportation Research Part E: Logistics and Transportation Review* **59**, 85-107. [[Crossref](#)]
410. Sebastian Krautheim. 2013. Export-supporting FDI. *Canadian Journal of Economics/Revue canadienne d'économie* **46**:4, 1571-1605. [[Crossref](#)]
411. Keith Head, Thierry Mayer. 2013. What separates us? Sources of resistance to globalization. *Canadian Journal of Economics/Revue canadienne d'économie* **46**:4, 1196-1231. [[Crossref](#)]
412. Ana M. Fernandes, Caroline Paunov. 2013. Does trade stimulate product quality upgrading?. *Canadian Journal of Economics/Revue canadienne d'économie* **46**:4, 1232-1264. [[Crossref](#)]
413. David H. Autor,, David Dorn,, Gordon H. Hanson. 2013. The China Syndrome: Local Labor Market Effects of Import Competition in the United States. *American Economic Review* **103**:6, 2121-2168. [[Abstract](#)] [[View PDF article](#)] [[PDF with links](#)]
414. Inmaculada Martínez-Zarzoso, Sami Bensassi. 2013. THE PRICE OF MODERN MARITIME PIRACY. *Defence and Peace Economics* **24**:5, 397-418. [[Crossref](#)]
415. Roy Kwon. 2013. What factors matter for trade at the global level? Testing five approaches to globalization, 1820–2007. *International Journal of Comparative Sociology* **54**:5-6, 391-419. [[Crossref](#)]
416. Roberta Piermartini,, Linda Rousová. 2013. The Sky Is Not Flat: How Discriminatory Is the Access to International Air Services?. *American Economic Journal: Economic Policy* **5**:3, 287-319. [[Abstract](#)] [[View PDF article](#)] [[PDF with links](#)]
417. Michael Bleaney, Abelardo S. Neaves. 2013. Declining Distance Effects in International Trade: Some Country-Level Evidence. *The World Economy* **36**:8, 1029-1040. [[Crossref](#)]
418. Benjamin Bridgman. 2013. Market entry and trade weighted import costs. *Canadian Journal of Economics/Revue canadienne d'économie* **46**:3, 982-1013. [[Crossref](#)]
419. CHRIS MILNER, DANNY McGOWAN. 2013. TRADE COSTS AND TRADE COMPOSITION. *Economic Inquiry* **51**:3, 1886-1902. [[Crossref](#)]
420. . BACK MATTER 197-209. [[Crossref](#)]
421. David A. Ralston, Carolyn P. Egri, Olivier Furrer, Min-Hsun Kuo, Yongjuan Li, Florian Wangenheim, Marina Dabic, Irina Naoumova, Katsuhiko Shimizu, María Teresa de la Garza Carranza, Ping Ping Fu, Vojko V. Potocan, Andre Pekerti, Tomasz Lenartowicz, Narasimhan Srinivasan, Tania Casado, Ana Maria Rossi, Erna Szabo, Arif Butt, Ian Palmer, Prem Ramburuth, David M. Brock, Jane Terpstra-Tong, Ilya Grison, Emmanuelle Reynaud, Malika Richards, Philip Hallinger, Francisco B. Castro, Jaime Ruiz-Gutiérrez, Laurie Milton, Mahfooz Ansari, Arunas Starkus, Audra Mockaitis, Tevfik Dalgic, Fidel León-Darder, Hung Vu Thanh, Yong-lin Moon, Mario Molteni, Yongqing Fang, Jose Pla-Barber, Ruth Alas, Isabelle Maignan, Jorge C. Jesuino, Chay-Hoon Lee, Joel D. Nicholson, Ho-Beng Chia, Wade Danis, Ajantha S. Dharmasiri, Mark Weber. 2013. Societal-Level Versus Individual-Level Predictions of Ethical Behavior: A 48-Society Study of Collectivism and Individualism. *Journal of Business Ethics* **69**. . [[Crossref](#)]
422. Xiao Chen, Alan Woodland. 2013. International trade and climate change. *International Tax and Public Finance* **20**:3, 381-413. [[Crossref](#)]
423. Lizhi Xu, Shu-Cherng Fang, Xun Zhang. 2013. Transport costs and China's exports: Some empirical evidences. *Journal of Systems Science and Complexity* **26**:3, 365-382. [[Crossref](#)]
424. Nathan J. Ashby, Miguel A. Ramos. 2013. Foreign direct investment and industry response to organized crime: The Mexican case. *European Journal of Political Economy* **30**, 80-91. [[Crossref](#)]
425. Daniel Baumgarten. 2013. Exporters and the rise in wage inequality: Evidence from German linked employer–employee data. *Journal of International Economics* **90**:1, 201-217. [[Crossref](#)]
426. Giovanni Federico, Paul Sharp. 2013. The cost of railroad regulation: the disintegration of American agricultural markets in the interwar period. *The Economic History Review* **90**, n/a-n/a. [[Crossref](#)]

427. Christian Geisler Asmussen, Anthony Goerzen. 2013. Unpacking Dimensions of Foreignness: Firm-Specific Capabilities and International Dispersion in Regional, Cultural, and Institutional Space. *Global Strategy Journal* 3:2, 127-149. [[Crossref](#)]
428. Ryan M. Gallagher. 2013. SHIPPING COSTS, INFORMATION COSTS, AND THE SOURCES OF INDUSTRIAL COAGGLOMERATION*. *Journal of Regional Science* 53:2, 304-331. [[Crossref](#)]
429. Min Zhou. 2013. Substitution and Stratification: The Interplay between Dyadic and Systemic Proximity in Global Trade, 1993–2005. *The Sociological Quarterly* 54:2, 302-334. [[Crossref](#)]
430. Ignacio del Rosal. 2013. Delivery terms in international trade: some evidence for Spain. *Applied Economics Letters* 20:6, 606-610. [[Crossref](#)]
431. Sergi Basco, Martí Mestieri. 2013. Heterogeneous trade costs and wage inequality: A model of two globalizations. *Journal of International Economics* 89:2, 393-406. [[Crossref](#)]
432. Frank Vöhringer, Jean-Marie Grether, Nicole A. Mathys. 2013. Trade and Climate Policies: Do Emissions from International Transport Matter?. *The World Economy* 36:3, 280-302. [[Crossref](#)]
433. Anna Strutt, James A. Turner, Robert A. Haack, Lars Olson. 2013. Evaluating the impacts of an international phytosanitary standard for wood packaging material: Global and United States trade implications. *Forest Policy and Economics* 27, 54-64. [[Crossref](#)]
434. Emmanuelle Lavallée, Vincent Vicard. 2013. National borders matter ... where one draws the lines too. *Canadian Journal of Economics/Revue canadienne d'économique* 46:1, 135-153. [[Crossref](#)]
435. Gabriel Felbermayr, Benjamin Jung, Mario Larch. 2013. Optimal tariffs, retaliation, and the welfare loss from tariff wars in the Melitz model. *Journal of International Economics* 89:1, 13-25. [[Crossref](#)]
436. Lance E. Hoovestel. The Advent of the Container 39-54. [[Crossref](#)]
437. Haiwen Zhou. 2013. Linkage Effects, Oligopolistic Competition, and Core-periphery. *Eastern Economic Journal* 39:1, 93-110. [[Crossref](#)]
438. DENNIS NOVY. 2013. GRAVITY REDUX: MEASURING INTERNATIONAL TRADE COSTS WITH PANEL DATA. *Economic Inquiry* 51:1, 101-121. [[Crossref](#)]
439. DEBORAH L. SWENSON. 2013. THE NATURE OF OUTSOURCING RELATIONSHIPS: EVIDENCE FROM OAP PRICES. *Economic Inquiry* 51:1, 181-197. [[Crossref](#)]
440. Edwin L.-C. Lai, Haichao Fan, Han Steffan Qi. 2013. Global Gains from Reduction of Trade Costs. *SSRN Electronic Journal* 54. . [[Crossref](#)]
441. Hajime Takatsuka, Ryohei Nakamura. 2013. Who are the Winners and the Losers?: Relocation Effects of Emission Credit Trading. *SSRN Electronic Journal* . [[Crossref](#)]
442. Ohad Raveh, Ariell Reshef. 2013. Trade Liberalization, Capital Imports, and Wage Inequality in Skill-Scarce Economies: The Role of Capital-(un)Skill Complementarity and Skill-Biased Capital Mobility. *SSRN Electronic Journal* . [[Crossref](#)]
443. Hakan Yilmazkuday. 2013. A Solution to the Missing Globalization Puzzle by Non-CES Preferences. *SSRN Electronic Journal* . [[Crossref](#)]
444. John T. Dalton. 2013. A Theory of Just-in-Time and the Growth in Manufacturing Trade. *SSRN Electronic Journal* . [[Crossref](#)]
445. Arvind Subramanian, Martin Kessler. 2013. The Hyperglobalization of Trade and its Future. *SSRN Electronic Journal* 24. . [[Crossref](#)]
446. Richard Friberg, Katrin Tinn. 2013. Holdup and Comparative Advantage. *SSRN Electronic Journal* 69. . [[Crossref](#)]
447. Joshua M. Pryor. 2013. Visions of Globalization: Inequality and Political Stability. *SSRN Electronic Journal* . [[Crossref](#)]

448. Antonio Accetturo, Antonio Bassanetti, Matteo Bugamelli, Ivan Faiella, Paolo Finaldi Russo, Daniele Franco, Silvia Giacomelli, Massimo Omiccioli. 2013. Il Sistema Industriale Italiano Tra Globalizzazione E Crisi (The Italian Industrial System between Globalization and Crisis). *SSRN Electronic Journal* . [[Crossref](#)]
449. Yongzheng Yang, Hong Chen, Shiu raj Singh, Baljeet Singh. 2013. The Pacific Speed of Growth: How Fast Can It Be and What Determines It?. *IMF Working Papers* 13:104, 1. [[Crossref](#)]
450. Lars Håkanson, Douglas Dow. 2012. Markets and Networks in International Trade: On the Role of Distances in Globalization. *Management International Review* 52:6, 761-789. [[Crossref](#)]
451. Catherine S F Ho, Norzifah Abdul Karim. Exchange rate, macroeconomic fundamentals and international trade 534-538. [[Crossref](#)]
452. Laura Márquez-Ramos, Inmaculada Martínez-Zarzoso, Celestino Suárez-Burguet. 2012. Trade Policy versus Trade Facilitation: An Application Using 'Good Old' OLS. *Economics* 6:1. . [[Crossref](#)]
453. Frank Wijen, Arjen Slangen. The Dark Side of Globalization for Mature European Multinationals: An Extended Network Perspective 443-467. [[Crossref](#)]
454. Juan Blyde, Gonzalo Iberti. 2012. Trade Costs, Resource Reallocation and Productivity in Developing Countries. *Review of International Economics* 20:5, 909-923. [[Crossref](#)]
455. Omer Gokcekus, Jessica Henson, Dennis Nottebaum, Anthony Wanis-St John. 2012. Impediments to trade across the Green Line in Cyprus. *Journal of Peace Research* 49:6, 863-872. [[Crossref](#)]
456. 2012. Book Reviews. *Journal of Economic Literature* 50:3, 791-828. [[Citation](#)] [[View PDF article](#)] [[PDF with links](#)]
457. 2012. Book Reviews. *Journal of Economic Literature* 50:3, 807-809. [[Abstract](#)] [[View PDF article](#)] [[PDF with links](#)]
458. RAFAEL DOBADO-GONZÁLEZ, ALFREDO GARCÍA-HIERNAUX, DAVID E. GUERRERO. 2012. The Integration of Grain Markets in the Eighteenth Century: Early Rise of Globalization in the West. *The Journal of Economic History* 72:3, 671-707. [[Crossref](#)]
459. Francesca Sanna-Randaccio, Roberta Sestini. 2012. The Impact of Unilateral Climate Policy with Endogenous Plant Location and Market Size Asymmetry. *Review of International Economics* 20:3, 580-599. [[Crossref](#)]
460. Tomoya Mori. 2012. Increasing returns in transportation and the formation of hubs. *Journal of Economic Geography* 12:4, 877-897. [[Crossref](#)]
461. Patricia Sourdin, Richard Pomfret. 2012. Measuring International Trade Costs. *The World Economy* 35:6, 740-756. [[Crossref](#)]
462. Roy Kwon. 2012. Hegemonic Stability, World Cultural Diffusion, and Trade Globalization1. *Sociological Forum* 27:2, 324-347. [[Crossref](#)]
463. SHINTARO HAMANAKA, ROMANA DOMINGO. 2012. MEASURING LONG-TERM COMMODITY-LEVEL TRADE COSTS: THE CASE OF ASIA. *Journal of International Commerce, Economics and Policy* 03:02, 1250014. [[Crossref](#)]
464. Leah L. Carmichael, Andrew Herod. 2012. Dockers and Seafarers. *Labor Studies Journal* 37:2, 203-227. [[Crossref](#)]
465. Gordon H. Hanson. 2012. The Rise of Middle Kingdoms: Emerging Economies in Global Trade. *Journal of Economic Perspectives* 26:2, 41-64. [[Abstract](#)] [[View PDF article](#)] [[PDF with links](#)]
466. Sebastian Krauthaim. 2012. Heterogeneous firms, exporter networks and the effect of distance on international trade. *Journal of International Economics* 87:1, 27-35. [[Crossref](#)]
467. Marco Mazzarino. 2012. Strategic scenarios of global logistics: what lies ahead for Europe?. *European Transport Research Review* 4:1, 1-18. [[Crossref](#)]

468. Elizaveta Archanskaia, Jérôme Creel, Paul Hubert. 2012. The nature of oil shocks and the global economy. *Energy Policy* **42**, 509-520. [[Crossref](#)]
469. Dirk Ehnts, Hans-Michael Trautwein. 2012. From New Trade Theory to New Economic geography: A Space Odyssey. *OEconomia* :2-1, 35-66. [[Crossref](#)]
470. Dirk Ehnts, Hans-Michael Trautwein. 2012. From New Trade Theory to New Economic Geography: A Space Odyssey. *OEconomia* **2012:01**, 35-66. [[Crossref](#)]
471. Christoph Schmitz, Anne Biewald, Hermann Lotze-Campen, Alexander Popp, Jan Philipp Dietrich, Benjamin Bodirsky, Michael Krause, Isabelle Weindl. 2012. Trading more food: Implications for land use, greenhouse gas emissions, and the food system. *Global Environmental Change* **22:1**, 189-209. [[Crossref](#)]
472. Harry P. Bowen, Abraham Hollander, Jean-Marie Viaene. Factor mobility and trade 179-204. [[Crossref](#)]
473. Harry P. Bowen, Abraham Hollander, Jean-Marie Viaene. Imperfect competition 254-286. [[Crossref](#)]
474. Ivan T. Kandilov, Thomas Grennes. 2012. The determinants of service offshoring: Does distance matter?. *Japan and the World Economy* **24:1**, 36-43. [[Crossref](#)]
475. Benjamin Bridgman. 2012. The rise of vertical specialization trade. *Journal of International Economics* **86:1**, 133-140. [[Crossref](#)]
476. Alexander J. Yeats. 2012. Implications of COMTRADE Compilation Practices for Trade Barrier Analyses and Negotiations. *The World Bank Economic Review* **26:3**, 539-555. [[Crossref](#)]
477. Kai Xu. 2012. Why are Agricultural Goods Not Traded More Intensively: High Trade Costs or Low Productivity Variation?. *SSRN Electronic Journal* . [[Crossref](#)]
478. Nikolai L. Roussanov, Robert C. Ready, Colin Ward. 2012. Commodity Trade and the Carry Trade: A Tale of Two Countries. *SSRN Electronic Journal* . [[Crossref](#)]
479. Angela Abbate, Luca De Benedictis, Giorgio Fagiolo, Lucia Tajoli. 2012. The International Trade Network in Space and Time. *SSRN Electronic Journal* **13**. . [[Crossref](#)]
480. Dan Ciuriak, John M. Curtis. 2012. Canada's Global Commerce Strategy 2.0: Implications of High Energy Prices. *SSRN Electronic Journal* **93**. . [[Crossref](#)]
481. Kazuko Kano, Takashi Kano, Kazutaka Takechi. 2012. The Price of Distance: Producer Heterogeneity, Pricing to Market, and Geographic Barriers. *SSRN Electronic Journal* **42**. . [[Crossref](#)]
482. Fernando Leibovici, Michael E. Waugh. 2012. International Trade and Intertemporal Substitution. *SSRN Electronic Journal* . [[Crossref](#)]
483. Michael J. Ferrantino, Robert M. Feinberg, Lauren Deason. 2012. Quality Competition and Pricing-to-Market: A Unified Framework for the Analysis of Bilateral Unit Values. *Southern Economic Journal* **78:3**, 860-877. [[Crossref](#)]
484. Natalie Chen, Dennis Novy. 2011. Gravity, trade integration, and heterogeneity across industries. *Journal of International Economics* **85:2**, 206-221. [[Crossref](#)]
485. Efthymios G. Pavlidis, Ivan Paya, David A. Peel. 2011. Real exchange rates and time-varying trade costs. *Journal of International Money and Finance* **30:6**, 1157-1179. [[Crossref](#)]
486. Yu-Fu Chen, Michael Funke. 2011. Institutional Uncertainty, Economic Integration, and Vertical Foreign Direct Investment Decisions. *Open Economies Review* **22:4**, 593-612. [[Crossref](#)]
487. Karl Morasch, Martin Bandulet. 2011. Sharing the Market or Getting Closer for a Fight? Strategic Reaction to Reduced Trade Costs. *Open Economies Review* **22:4**, 709-737. [[Crossref](#)]
488. Beata S. Javorcik, Mariana Spatareanu. 2011. Does it matter where you come from? Vertical spillovers from foreign direct investment and the origin of investors. *Journal of Development Economics* **96:1**, 126-138. [[Crossref](#)]

489. Byron S. Gangnes, Alyson C. Ma, Ari Van Assche. 2011. China's exports in a world of increasing oil prices. *Multinational Business Review* 19:2, 133-151. [[Crossref](#)]
490. Marion Jansen. Internal measures in the multilateral trading system: where are the borders of the WTO agenda? 49-81. [[Crossref](#)]
491. Hyuk-soo Cho, Kun-woo Yang. 2011. Identifying Country Environments to Increase Container Traffic Volumes. *The Asian Journal of Shipping and Logistics* 27:1, 157-185. [[Crossref](#)]
492. Kefa M. Otiso, Ben Derudder, David Bassens, Lomme Devriendt, Frank Witlox. 2011. Airline connectivity as a measure of the globalization of African cities. *Applied Geography* 31:2, 609-620. [[Crossref](#)]
493. G. Federico. 2011. When did European markets integrate?. *European Review of Economic History* 15:1, 93-126. [[Crossref](#)]
494. Francesca Sanna-Randaccio, Roberta Sestini. 2011. Foreign Direct Investment and Environmental Policy: Have Location Factors Been Neglected?. *Asia-Pacific Journal of Accounting & Economics* 18:1, 45-60. [[Crossref](#)]
495. Yushi Yoshida. 2011. An Empirical Examination of Export Variety: Regional Heterogeneity within a Nation. *The World Economy* 34:4, 602-622. [[Crossref](#)]
496. SÁndor Kerekes. 2011. Happiness, environmental protection and market economy. *Society and Economy* 33:1, 5-13. [[Crossref](#)]
497. David S. Jacks, Christopher M. Meissner, Dennis Novy. 2011. Trade booms, trade busts, and trade costs. *Journal of International Economics* 83:2, 185-201. [[Crossref](#)]
498. Andreas Niederberger, Philipp Schink. Anhang 425-450. [[Crossref](#)]
499. Patricia L. Mokhtarian, Taihyeong Lee, Sangho Choo. 2011. A decomposition of trends in U.S. consumer expenditures on communications and travel: 1984-2002. *Quality & Quantity* 45:1, 1-19. [[Crossref](#)]
500. Takaaki Takahashi. 2011. Directional imbalance in transport prices and economic geography. *Journal of Urban Economics* 69:1, 92-102. [[Crossref](#)]
501. Min Zhou. 2011. Intensification of geo-cultural homophily in global trade: Evidence from the gravity model. *Social Science Research* 40:1, 193-209. [[Crossref](#)]
502. Prema-chandra Athukorala. 2011. Production Networks and Trade Patterns in East Asia: Regionalization or Globalization?. *Asian Economic Papers* 10:1, 65-95. [[Crossref](#)]
503. Byron Gangnes, Alyson C. Ma, Ari Van Assche. 2011. Is Our World Going to Get a Whole Lot Smaller?. *SSRN Electronic Journal* 10. . [[Crossref](#)]
504. Pushan Dutt, Ilian Mihov, Timothy Van Zandt. 2011. Does WTO Matter for the Extensive and the Intensive Margins of Trade?. *SSRN Electronic Journal* 105. . [[Crossref](#)]
505. Fabien Candau, Elisa Dienesch. 2011. A Survey on the Micro-Foundations of the Trade Gravity Equation. *SSRN Electronic Journal* 790. . [[Crossref](#)]
506. Giovanni Federico, Paul Richard Sharp. 2011. The Cost of Railroad Regulation: The Disintegration of American Agricultural Markets in the Interwar Period. *SSRN Electronic Journal* . [[Crossref](#)]
507. Emma Batchford, Danny McGowan, Chris Milner. 2011. Trade Costs and Trade Composition. *SSRN Electronic Journal* 38. . [[Crossref](#)]
508. Danny McGowan, Chris Milner. 2011. Trade Costs and Trade Composition. *SSRN Electronic Journal* 38. . [[Crossref](#)]
509. Dan Ciuriak. 2011. Trade and Transportation Costs: The Implications of Higher Energy Prices. *SSRN Electronic Journal* . [[Crossref](#)]

510. Ma Bianjing, Xie Zuoshi, Li Jingkui. 2011. Endogenous International Trade and Economic Growth. *SSRN Electronic Journal* **93**. . [[Crossref](#)]
511. Tim Schmidt-Eisenlohr. 2011. Towards a Theory of Trade Finance. *SSRN Electronic Journal* **84**. . [[Crossref](#)]
512. Russell H. Hillberry. 2011. Causes of International Production Fragmentation: Some Evidence. *SSRN Electronic Journal* . [[Crossref](#)]
513. Richard E. Baldwin. 2011. Integration of the North American Economy and New-Paradigm Globalization. *SSRN Electronic Journal* . [[Crossref](#)]
514. Ignacy Chrzanowski. 2011. NAFTA and the EU are the Two on a Collision Course?. *Folia Oeconomica Stetinensia* **10**:1. . [[Crossref](#)]
515. IMF. Research Dept.. World Economic Outlook, September 2011: Slowing Growth, Rising Risks . [[Crossref](#)]
516. Richard Pomfret, Patricia Sourdin. 2010. Why do trade costs vary?. *Review of World Economics* **146**:4, 709-730. [[Crossref](#)]
517. Prema-chandra Athukorala, Archanun Kohpaiboon. 2010. Globalization of R&D by US-based multinational enterprises. *Research Policy* **39**:10, 1335-1347. [[Crossref](#)]
518. Raúl Serrano, Vicente Pinilla. 2010. Causes of world trade growth in agricultural and food products, 1951–2000: a demand function approach. *Applied Economics* **42**:27, 3503-3518. [[Crossref](#)]
519. Marian Leimbach, Lavinia Baumstark. 2010. The impact of capital trade and technological spillovers on climate policies. *Ecological Economics* **69**:12, 2341-2355. [[Crossref](#)]
520. Tim Büthe. 2010. Engineering Uncontestedness? The Origins and Institutional Development of the International Electrotechnical Commission (IEC). *Business and Politics* **12**:3, 1-62. [[Crossref](#)]
521. Johannes Bröcker, Artem Korzhenevych, Carsten Schürmann. 2010. Assessing spatial equity and efficiency impacts of transport infrastructure projects. *Transportation Research Part B: Methodological* **44**:7, 795-811. [[Crossref](#)]
522. Stein Østbye. 2010. REGIONAL POLICY ANALYSIS IN A SIMPLE GENERAL EQUILIBRIUM MODEL WITH VERTICAL LINKAGES*. *Journal of Regional Science* **50**:3, 756-775. [[Crossref](#)]
523. Udo Broll, Andreas Förster, Stephan Rudolph. 2010. Die Handelskosten von Deutschland. *Review of Economics* **61**:2, 156-170. [[Crossref](#)]
524. Prabir De. 2010. Enhancing Asia's trade: price and non-price barriers revisited. *Journal of International Logistics and Trade* **8**:1, 93-115. [[Crossref](#)]
525. Prabir De. 2010. Enhancing Asia's trade: price and non-price barriers revisited. *Journal of International Logistics and Trade* **8**:1, 93-115. [[Crossref](#)]
526. Friederike Niepmann, Gabriel J. Felbermayr. 2010. Globalisation and the Spatial Concentration of Production. *World Economy* **33**:5, 680-709. [[Crossref](#)]
527. RICHARD POMFRET, PATRICIA SOURDIN. 2010. TRADE FACILITATION AND THE MEASUREMENT OF TRADE COSTS. *Journal of International Commerce, Economics and Policy* **01**:01, 145-163. [[Crossref](#)]
528. Stephen J. Redding. 2010. THE EMPIRICS OF NEW ECONOMIC GEOGRAPHY. *Journal of Regional Science* **50**:1, 297-311. [[Crossref](#)]
529. Matthieu Crozet, Pamina Koenig. 2010. Structural gravity equations with intensive and extensive margins. *Canadian Journal of Economics/Revue canadienne d'économique* **43**:1, 41-62. [[Crossref](#)]
530. Byron Gangnes, Ari Van Assche. 2010. Global Production Networks in Electronics and Intra-Asian Trade. *SSRN Electronic Journal* . [[Crossref](#)]

531. Simeon Djankov, Sandra Sequeira. 2010. An Empirical Study of Corruption in Ports. *SSRN Electronic Journal* . [[Crossref](#)]
532. Emmanuelle Lavalée, Vincent Vicard. 2010. National Borders Matter... Where One Draws the Lines Too. *SSRN Electronic Journal* **90**. . [[Crossref](#)]
533. Katheryn Niles Russ, Diego Valderrama. 2010. Financial Choice in a Non-Ricardian Model of Trade. *SSRN Electronic Journal* . [[Crossref](#)]
534. Pablo Guerrero, Krista Lucenti, Sebastian Galarza. 2010. Trade Logistics and Regional Integration in Latin America and the Caribbean. *SSRN Electronic Journal* **42**. . [[Crossref](#)]
535. Francesca Sanna Randaccio, Roberta Sestini. 2010. The Impact of Unilateral Climate Policy with Endogenous Plant Location and Market Size Asymmetry. *SSRN Electronic Journal* **67**. . [[Crossref](#)]
536. Ma Lin. 2010. Globalization and Top Income Shares. *SSRN Electronic Journal* **42**. . [[Crossref](#)]
537. Elizaveta Archanskaïa, Jérôme Creel, Paul Hubert. 2010. De l'importance de la nature des chocs pétroliers. *Revue économique* **61**:3, 511. [[Crossref](#)]
538. . Références 305-330. [[Crossref](#)]
539. Yang-Ming Chang, Philip G. Gayle. 2009. Exports versus FDI: do firms use FDI as a mechanism to smooth demand volatility?. *Review of World Economics* **145**:3, 447-467. [[Crossref](#)]
540. Susana Iranzo, Giovanni Peri. 2009. Migration and trade: Theory with an application to the Eastern-Western European integration. *Journal of International Economics* **79**:1, 1-19. [[Crossref](#)]
541. Alessandro Olper, Valentina Raimondi. 2009. Patterns and Determinants of International Trade Costs in the Food Industry. *Journal of Agricultural Economics* **60**:2, 273-297. [[Crossref](#)]
542. Richard Pomfret, Patricia Sourdin. 2009. Have Asian trade agreements reduced trade costs?. *Journal of Asian Economics* **20**:3, 255-268. [[Crossref](#)]
543. Richard M. Romano, Donald A. Dellow. 2009. Technological change, globalization, and the community college. *New Directions for Community Colleges* **2009**:146, 11-19. [[Crossref](#)]
544. Emanuele Bacchiega, Antonio Minniti. 2009. The Quality-Income effect and the selection of location. *Journal of Urban Economics* **65**:2, 209-215. [[Crossref](#)]
545. Marc Levinson. 2009. Two Cheers for Discrimination: Deregulation and Efficiency in the Reform of U.S. Freight Transportation, 1976-1998. *Enterprise & Society* **10**:1, 178-215. [[Crossref](#)]
546. Marc Levinson. 2009. Two Cheers for Discrimination: Deregulation and Efficiency in the Reform of U.S. Freight Transportation, 1976-1998. *Enterprise and Society* **10**:1, 178-215. [[Crossref](#)]
547. Stephane Dees, Filippo di Mauro, Warwick J. McKibbin. International linkages in the context of global and regional integration 5-21. [[Crossref](#)]
548. Shahid Yusuf. Reducing Poverty through Innovation 57-92. [[Crossref](#)]
549. James R. Hines Jr., Lawrence H. Summers. 2009. 4How Globalization Affects Tax Design. *Tax Policy and the Economy* **23**:1, 123-158. [[Crossref](#)]
550. James Feyrer. 2009. Trade and Income -- Exploiting Time Series in Geography. *SSRN Electronic Journal* . [[Crossref](#)]
551. Elizaveta Archanskaïa, Jerome Creel, Paul Hubert. 2009. Why the Nature of Oil Shocks Matters. *SSRN Electronic Journal* . [[Crossref](#)]
552. Cletus C. Coughlin, Dennis Novy. 2009. Is the International Border Effect Larger than the Domestic Border Effect? Evidence from U.S. Trade. *SSRN Electronic Journal* **93**. . [[Crossref](#)]
553. Stephan Rudolph. 2009. The Gravity Equation with Micro-Founded Trade Costs. *SSRN Electronic Journal* **69**. . [[Crossref](#)]

554. Lucas P. do C. FERRAZ, Eduardo A. HADDAD. 2009. On The Effects of Scale Economies and Import Barriers on Brazilian Trade Performance and Growth : An Interstate CGE Analysis. *Studies in Regional Science* 39:1, 53-65. [[Crossref](#)]
555. Stephen J. Redding,, Daniel M. Sturm. 2008. The Costs of Remoteness: Evidence from German Division and Reunification. *American Economic Review* 98:5, 1766-1797. [[Abstract](#)] [[View PDF article](#)] [[PDF with links](#)]
556. F. van der Ploeg, S. Poelhekke. 2008. Globalization and the rise of mega-cities in the developing world. *Cambridge Journal of Regions, Economy and Society* 1:3, 477-501. [[Crossref](#)]
557. Benjamin Bridgman. 2008. Energy prices and the expansion of world trade. *Review of Economic Dynamics* 11:4, 904-916. [[Crossref](#)]
558. Barry Bosworth, Susan M. Collins. 2008. Determinants of U.S. Exports to China. *Asian Economic Papers* 7:3, 1-26. [[Crossref](#)]
559. MARTIN ANDERSSON, BÖRJE JOHANSSON. 2008. Innovation Ideas and Regional Characteristics: Product Innovations and Export Entrepreneurship by Firms in Swedish Regions. *Growth and Change* 39:2, 193-224. [[Crossref](#)]
560. David S. Jacks,, Christopher M. Meissner,, Dennis Novy. 2008. Trade Costs, 1870–2000. *American Economic Review* 98:2, 529-534. [[Citation](#)] [[View PDF article](#)] [[PDF with links](#)]
561. Meredith A. Crowley. 2008. The Box: How the Shipping Container Made the World Smaller and the World Economy Bigger by Marc Levinson Princeton, NJ: Princeton University Press, 2006. *World Trade Review* 7:2, 458-461. [[Crossref](#)]
562. Gilles Duranton, Michael Storper. 2008. Rising trade costs? Agglomeration and trade with endogenous transaction costs. *Canadian Journal of Economics/Revue canadienne d'économie* 41:1, 292-319. [[Crossref](#)]
563. Yujie Wang, Yaoqiu Wang. Application model of Small Containerized Cargo Units in integrated transportation: A case study 3001-3006. [[Crossref](#)]
564. Herve Boulhol, Alain de Serres, Margit Molnar. 2008. The Contribution of Economic Geography to GDP Per Capita. *SSRN Electronic Journal* 6. . [[Crossref](#)]
565. Herve Boulhol, Alain de Serres. 2008. Have Developed Countries Escaped the Curse of Distance?. *SSRN Electronic Journal* . [[Crossref](#)]
566. Michael J. Ferrantino, Robert M. Feinberg, Lauren Deason. 2008. Quality Competition, Pricing-to-Market and Non-Tariff Measures: A Unified Framework for the Analysis of Bilateral Unit Values. *SSRN Electronic Journal* . [[Crossref](#)]
567. Chiara Franco, Francesco Rentocchini, Giuseppe Vittucci Marzetti. 2008. Why Do Firms Invest Abroad? An Analysis of the Motives Underlying Foreign Direct Investments. *SSRN Electronic Journal* 42. . [[Crossref](#)]
568. Roberta Piermartini, Linda Rousova. 2008. Liberalization of Air Transport Services and Passenger Traffic. *SSRN Electronic Journal* . [[Crossref](#)]
569. Nicolas Marceau. 2008. La concurrence entre gouvernements est-elle bénéfique? *. *L'Actualité économique* 84:4, 365-390. [[Crossref](#)]
570. Alessandro Olper, Valentina Raimondi. 2007. Patterns and Determinants of International Trade Costs in the Food Industry. *SSRN Electronic Journal* 84. . [[Crossref](#)]