

# Optimal Taxation in Theory and Practice

N. Gregory Mankiw, Matthew Weinzierl, and  
Danny Yagan

**T**he optimal design of a tax system is a topic that has long fascinated economic theorists and flummoxed economic policymakers. This paper explores the interplay between tax theory and tax policy. It identifies key lessons policymakers might take from the academic literature on how taxes ought to be designed, and it discusses the extent to which these lessons are reflected in actual tax policy.

We begin with a brief overview of how economists think about optimal tax policy, based largely on the foundational work of Ramsey (1927) and Mirrlees (1971). We then put forward eight general lessons suggested by optimal tax theory as it has developed in recent decades: 1) Optimal marginal tax rate schedules depend on the distribution of ability; 2) The optimal marginal tax schedule could *decline* at high incomes; 3) A flat tax, with a universal lump-sum transfer, could be close to optimal; 4) The optimal extent of redistribution rises with wage inequality; 5) Taxes should depend on personal characteristics as well as income; 6) Only final goods ought to be taxed, and typically they ought to be taxed uniformly; 7) Capital income ought to be untaxed, at least in expectation; and 8) In stochastic dynamic economies, optimal tax policy requires increased sophistication. For each lesson, we discuss its theoretical underpinnings and the extent to which it is consistent with actual tax policy.

To preview our conclusions, we find that there has been considerable change in the theory and practice of taxation over the past several decades—although the two paths have been far from parallel. Overall, tax policy has moved in the

■ *N. Gregory Mankiw is Professor of Economics, Matthew Weinzierl is Assistant Professor of Business Administration, and Danny Yagan is a Ph.D. candidate in economics, all at Harvard University, Cambridge, Massachusetts. Their e-mail addresses are <ngmankiw@harvard.edu>, <mweinzierl@hbs.edu>, and <yagan@fas.harvard.edu>.*

directions suggested by theory along a few dimensions, even though the recommendations of theory along these dimensions are not always definitive. In particular, among OECD countries, top marginal rates have declined, marginal income tax schedules have flattened, and commodity taxes are more uniform and are typically assessed on final goods. However, trends in capital taxation are mixed, and rates still are well above the zero level recommended by theory. Moreover, some of theory's more subtle prescriptions, such as taxes that involve personal characteristics, asset-testing, and history-dependence, remain rare. Where large gaps between theory and policy remain, the harder question is whether policymakers need to learn more from theorists, or the other way around. Both possibilities have historical precedents.

## **The Theory of Optimal Taxation**

The standard theory of optimal taxation posits that a tax system should be chosen to maximize a social welfare function subject to a set of constraints. The literature on optimal taxation typically treats the social planner as a utilitarian: that is, the social welfare function is based on the utilities of individuals in the society. In its most general analyses, this literature uses a social welfare function that is a nonlinear function of individual utilities. Nonlinearity allows for a social planner who prefers, for example, more equal distributions of utility. However, some studies in this literature assume that the social planner cares solely about average utility, implying a social welfare function that is linear in individual utilities. For our purposes in this essay, these differences are of secondary importance, and one would not go far wrong in thinking of the social planner as a classic "linear" utilitarian.<sup>1</sup>

To simplify the problem facing the social planner, it is often assumed that everyone in society has the same preferences over, say, consumption and leisure. Sometimes this homogeneity assumption is taken one step further by assuming the economy is populated by completely identical individuals. The social planner's goal is to choose the tax system that maximizes the representative consumer's welfare, knowing that the consumer will respond to whatever incentives the tax system provides. In some studies of taxation, assuming a representative consumer may be a useful simplification. However, as we will see, drawing policy conclusions from a model with a representative consumer can also in some cases lead to trouble.

After determining an objective function, the next step is to specify the con-

<sup>1</sup> Stiglitz (1987) addressed the more restricted agenda of identifying Pareto-efficient taxation, an approach taken up recently by Werning (2007). This approach is important because it suggests that many of the general prescriptions of the optimal taxation models that use utilitarian social welfare functions survive being recast in Pareto terms, which in turn suggests that the precise form of the social welfare function (at least in the class of all Pareto functions) is not very important for some findings. Despite the more solid normative ground on which this approach rests, it so far has had less influence in the development of tax theory than the utilitarian approach of Mirrlees (1971).

straints that the social planner faces in setting up a tax system. In a major early contribution, Frank Ramsey (1927) suggested one line of attack: suppose the planner must raise a given amount of tax revenue through taxes on commodities only. Ramsey showed that such taxes should be imposed in inverse proportion to the representative consumer's elasticity of demand for the good, so that commodities which experience inelastic demand are taxed more heavily. Ramsey's efforts have had a profound impact on tax theory as well as other fields such as public goods pricing and regulation. However, from the standpoint of the optimal taxation literature, in which the goal is to derive the best tax system, it is obviously problematic to rule out some conceivable tax systems by assumption. Why not allow the social planner to consider all possible tax schemes, including nonlinear and interdependent taxes on goods, income from various sources, and even non-economic personal characteristics?

But if the social planner is allowed to be unconstrained in choosing a tax system, then the problem of optimal taxation becomes too easy: the optimal tax is simply a lump-sum tax. After all, if the economy is described by a representative consumer, that consumer is going to pay the entire tax bill of the government in one form or another. Absent any market imperfection such as a preexisting externality, it is best not to distort the choices of that consumer at all. A lump-sum tax accomplishes exactly what the social planner wants.

In the world, there are good reasons why lump-sum taxes are rarely used. Most important, this tax falls equally on the rich and poor, placing a greater relative burden on the latter. When Margaret Thatcher, during her time as the Prime Minister of the United Kingdom, successfully pushed through a lump-sum tax levied at the local level (a "community charge") beginning in 1989, the tax was deeply unpopular. As the *New York Times* reported in 1990, "[W]idespread anger over the tax threatens Mrs. Thatcher's political life, if not her physical safety. And it may prove to be the last hurrah for her philosophy of public finance, in which the goals of efficiency and accountability take precedence over the values of the welfare state" (Passell, 1990). The tax was quickly revoked, and not coincidentally, Thatcher's term of office ended not long after.

As this episode suggests, the social planner has to come to grips with heterogeneity in taxpayers' abilities to pay. If the planner could observe differences among taxpayers in inherent ability, the planner could again rely on lump-sum taxes, but now those lump-sum taxes would be contingent on ability. These taxes would not depend on any choice an individual makes, so they would not distort incentives, and the planner could achieve equality with no efficiency costs.<sup>2</sup> Actual

<sup>2</sup> In this case, the optimal policy may yield surprising results. For example, with additively separable utility, once the tax system is in place, the high-ability individuals typically have lower utility than low-ability individuals. Because of diminishing marginal utility, the social planner equalizes consumption of high- and low-ability taxpayers. But it is optimal for high-ability taxpayers to work more and enjoy less leisure. The planner uses the targeted lump-sum tax to redistribute the product of their additional effort.

governments, however, cannot directly observe ability, so the model still fails to deliver useful and realistic prescriptions.

James Mirrlees (1971) launched the second wave of optimal tax models by suggesting a way to formalize the planner's problem that deals explicitly with unobserved heterogeneity among taxpayers. In the most basic version of the model, individuals differ in their innate ability to earn income. The planner can observe income, which depends on both ability and effort, but the planner can observe neither ability nor effort directly. If the planner taxes income in an attempt to tax those of high ability, individuals will be discouraged from exerting as much effort to earn that income. By recognizing unobserved heterogeneity, diminishing marginal utility of consumption, and incentive effects, the Mirrlees approach formalizes the classic tradeoff between equality and efficiency that real governments face, and it has become the dominant approach for tax theorists.

In the Mirrlees framework, the optimal tax problem becomes a game of imperfect information between taxpayers and the social planner. The planner would like to tax those of high ability and give transfers to those of low ability, but the social planner needs to make sure that the tax system does not induce those of high ability to feign being of low ability. Indeed, modern Mirrleesian analysis often relies on the "revelation principle." According to this classic game theoretic result, any optimal allocation of resources can be achieved through a policy under which individuals voluntarily reveal their types in response to the incentives provided.<sup>3</sup> In other words, the social planner has to make sure the tax system provides sufficient incentive for high-ability taxpayers to keep producing at the high levels that correspond to their ability, even though the social planner would like to target this group with higher taxes.

The strength of the Mirrlees framework is that it allows the social planner to consider all feasible tax systems. The weakness of the Mirrlees approach is its high level of complexity. Keeping track of the incentive-compatibility constraints required so that individuals do not produce as if they had lower levels of ability makes the optimal tax problem much harder. Since the initial Mirrlees contribution, however, much progress has been made using this approach. General treatments of the Mirrlees approach are found in Tuomala (1990), Salanie (2003), and Kaplow (2008a).

In the rest of this paper, we focus on eight of the most prominent lessons suggested by optimal tax theory. Many of these were first derived in work during the 1970s and 1980s, and part of this paper's goal is to update readers on more recent work that has built on or qualified, sometimes substantially, these results. For each lesson, we lay out the intuition and then examine data to see whether recent tax policy has moved in the recommended direction.

<sup>3</sup> Optimal tax research in the spirit of Mirrlees (1971) has generally avoided situations in which the revelation principle does not apply, such as when the social planner cannot commit to a future policy plan.

## **Lesson 1: Optimal Marginal Tax Rate Schedules Depend on the Distribution of Ability**

A primary focus of modern optimal tax research has been the schedule of marginal tax rates on labor income. This was the heart of Mirrlees' (1971) contribution, and it remained a high-profile topic of research—at least until recent work in dynamic models discussed later.

In the Mirrlees model, the schedule of marginal tax rates is the main battleground in the tradeoff between equality and efficiency. Consider an increase in the marginal tax rate at a given level of income. This tax hike has an efficiency cost because it discourages the individuals who earn that income from exerting effort. But the tax change is nondistortionary for individuals who earn higher incomes. It raises their average tax rate, but not their marginal tax rate. Because this tax hike raises revenue from the upper part of the income distribution and can be used to finance transfers to all individuals, it can yield an equality benefit. These factors suggest a cost–benefit analysis that applies to any proposal to alter the schedule of marginal tax rates. Other things equal, an increase in a marginal tax rate is more attractive when few individuals would be affected at the margin and many would be affected inframarginally. Therefore, to strike the right balance between efficiency and equality, the marginal tax rate schedule must be tailored to the shape of the ability distribution.

By itself, this lesson is too broad and nonspecific to be of direct help to practical policymakers. But it lays a foundation for the next few lessons.

## **Lesson 2: The Optimal Marginal Tax Schedule Could *Decline* at High Incomes**

How high should marginal tax rates be for high-income workers? Wide variation in top marginal rates across time and countries suggests substantial uncertainty, or at least fluctuation, in policymakers' answers to this question. Before turning to the data, we examine the answer from optimal tax theory.

### **Theory**

A well-known early result of the Mirrlees (1971) model is the optimality of a zero top marginal tax rate. Recent work has undermined the practical relevance of this finding, but the intuition behind it may still have important implications for the taxation of high earners.

The original Mirrlees argument runs as follows: Suppose there is a positive marginal tax rate on the individual earning the top income in an economy, and suppose that income is  $y$ . The positive marginal tax rate has a discouraging effect on the individual's effort, generating an efficiency cost. If the marginal tax rate on that earner was reduced to zero for any income beyond  $y$ , then the same amount

of revenue would be collected and the efficiency costs would be avoided. Thus, a positive marginal tax on the top earner cannot be optimal.

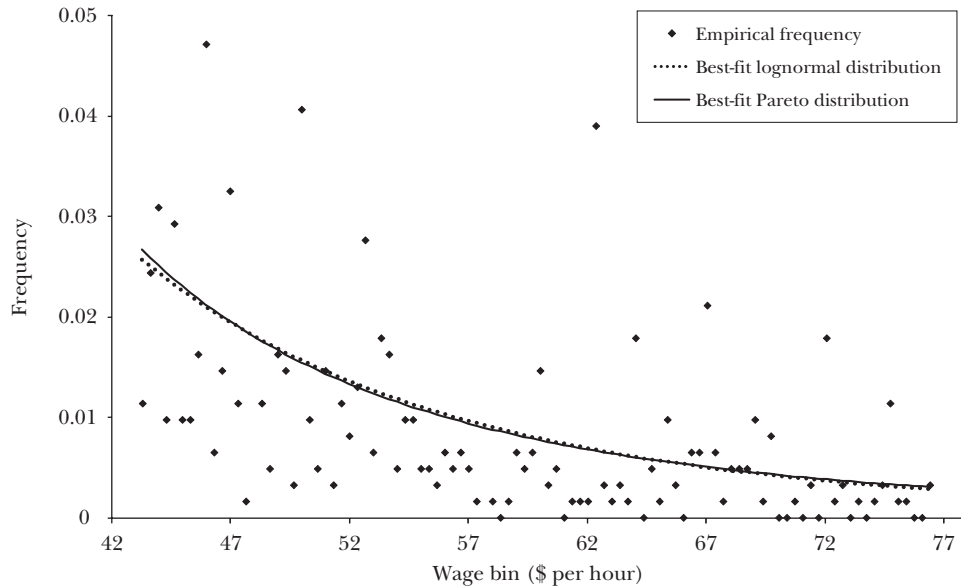
This result, which has been called “striking and controversial” (Tuomala, 1990), is often discounted as of limited practical relevance. Strictly speaking, this result applies only to a single person at the very top of the income distribution, suggesting it might be a mere theoretical curiosity. The potential to redistribute from the highest earner to the population as a whole may justify large marginal rates on the second-highest earner and other high-ability taxpayers. Whether it does depends on the shape of the high end of the ability distribution. Moreover, it is unclear that a “top earner” even exists. For example, Saez (2001) argues that “unbounded distributions are of much more interest than bounded distributions to address the high income optimal tax rate problem” (p. 206). Without a top earner, the intuition for the zero top marginal rate does not apply, and marginal rates near the top of the income distribution may be positive and even large.

Nonetheless, the intuition behind the zero top rate result suggests that an important task for policy analysis is to identify the shape of the high end of the ability distribution. In early numerical simulations of the Mirrlees optimal income tax schedule, Tuomala (1990) finds, “it will be seen that in all cases reported . . . the marginal tax rate falls as income increases except at income levels within the bottom decile” (p. 95). In Tuomala’s simulations, the efficiency costs of redistribution are large for much of the high end of the income distribution, justifying declining rates for a broad range of high incomes. These results suggest that the zero top rate result was an instructive, if extreme, illustration of the power of incentive effects to counteract redistributive motives in setting marginal rates on high earners. In contrast, Saez (2001), building on the work of Diamond (1998), also carried out numerical simulations and concluded, in dramatic contrast to earlier results, that marginal rates should rise between middle- and high-income earners, and that rates at high incomes should “not be lower than 50% and may be as high as 80%” (p. 226). The primary difference between these findings seems to reside in the underlying assumptions about the shape of the distribution of ability. Specifically, Tuomala assumed a lognormal distribution, whereas Diamond and Saez argued that the right tail is better described by a Pareto distribution, which is thicker than a lognormal at high values.

Estimating the distribution of ability is a task fraught with perils. For example, when Saez (2001) derives the ability distribution from the observed income distribution, the exercise requires making assumptions on many topics at and beyond the frontier of the optimal tax literature. It is unclear to what extent we can rely on this approach’s accuracy.

An alternative approach is to use wages as a proxy for ability. Hourly wages, however, are not a straightforward concept at the top of the income distribution, where labor and capital income may become intertwined and data on hours worked may not be reliable. Moreover, available data on wages do not give a clear answer. Using the Current Population Survey (CPS) rotating March sample, Figure 1

Figure 1  
Right Tail of the U.S. Wage Distribution, 2003



Source: The data are from the Current Population Survey rotating March sample.

Note: The empirical frequency at a given wage corresponds to the empirical frequency of the wage bin beginning at that wage. We do not show the large empirical frequencies at two wages, \$48 and \$58, which correspond to the “round number” reports of \$100,000 and \$120,000 in annual income at 40 hours per week. All series are normalized so that the cumulative sum of the frequencies in the displayed wage range is one.

presents the distribution of wages for individuals earning more than \$43 per hour (corresponding to approximately \$100,000 annually) and less than \$200,000 (to avoid problems of top-coding). Also shown are two parametric distributions fitted to these data, a lognormal distribution and a Pareto distribution. As is apparent from the figure, the Pareto and lognormal fits are virtually indistinguishable over this wage range. CPS data on the U.S. wage tail above the level shown in Figure 1 are confidential and not publicly available.

Even if the shape of the ability distribution were known, other uncertainties remain. For example, the question of what appropriate social welfare function to use—and in particular how much concern there should be over inequality—is a normative question that cannot be answered with data. In addition, characteristics of the individual’s utility function can affect the pattern of optimal income tax rates. Dahan and Strawczynski (2000) study the importance of income effects (equivalently, declining marginal utility of consumption) for the pattern of marginal tax rates. They argue that concave utility lowers optimal tax rates at high incomes and that marginal tax rates may be declining even for a Pareto distribution of wages. Sandmo (1993), Judd and Su (2006), Kaplow (2008c), and Weinzierl



(2009), among others, study the implications of interpersonal heterogeneity along dimensions other than ability, such as preferences for consumption and leisure. They find that additional dimensions of heterogeneity tend to reduce the optimal extent of redistribution. Finally, the relevant elasticities are crucial for optimal marginal tax rates. While optimal tax simulations often assume a uniform elasticity, Feldstein (1995) estimated large elasticities of taxable income with respect to tax rates among high earners. Gruber and Saez (2002) subsequently estimated smaller elasticities, but their estimates also support the hypothesis that elasticity increases with income. If high-income workers are particularly elastic in how their taxable income decreases with higher tax rates, this would imply lower optimal marginal tax rates on high incomes, all else the same. But as with the distribution of abilities and the social welfare function, there is much debate over the true pattern of elasticities by income.

All this leaves the policy advisor in an uncomfortable position. Early work, following Mirrlees (1971), assumed a shape for the ability distribution, a social welfare function, an individual utility function, and a pattern of labor supply elasticities that yielded clear and surprising results—declining marginal tax rates at the top of the income distribution. Some recent work has yielded dramatically different results more consistent with existing policy, but many of the key assumptions are open to debate.

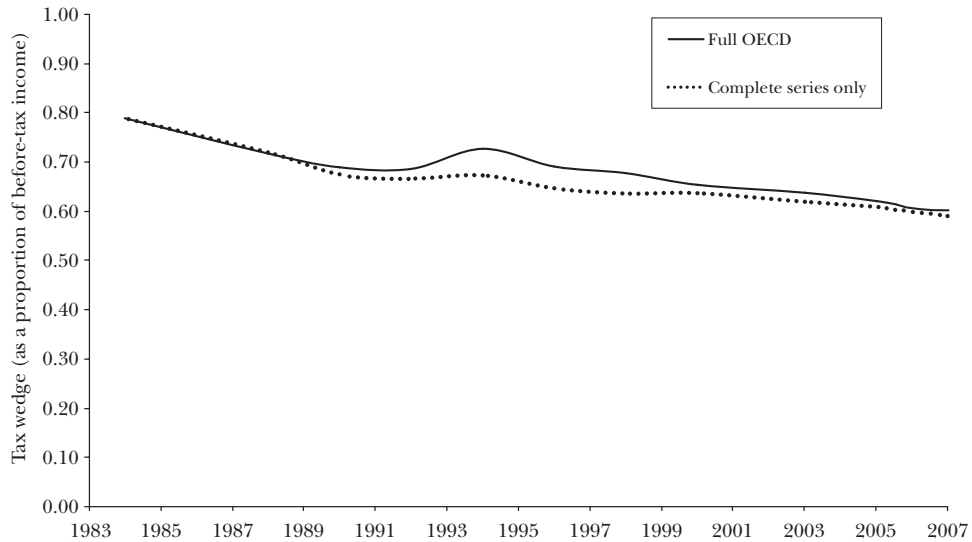
### **Practice**

Despite the ambiguity of economic theory, public policy over the last three decades has steadily moved toward lower marginal tax rates on high earners. Figure 2 shows the top marginal tax wedge, which combines the top marginal income tax rate with the rate of value-added tax (or general sales tax) for OECD countries from 1984 to 2007. The average top marginal tax wedge in OECD countries has fallen steadily over this period, from nearly 80 percent to just above 60 percent. Most of this decline is due to a decline in top marginal income tax rates assessed by the central government, which have fallen to just above 50 percent over this period. Sub-central and payroll tax rates have remained essentially flat, while value-added and general sales taxes have increased somewhat.

The very top marginal rate shown in Figure 2, however, may be misleading because it tells us nothing about the range of incomes over which it applies. For instance, in 2006 the top marginal rate in the United Kingdom applied to a worker earning 134 percent of the average employee compensation, while in the United States the corresponding cutoff was 653 percent. If the minimum income to which top rates apply has fallen over time, then a wider range of high-income workers are being taxed at a high marginal rate. To take account of this possibility, Table 1 takes an alternative approach. It shows the marginal rate assessed on an income that is 250 percent of average employee



Figure 2

**Top Marginal Tax Wedge, OECD 1984–2007**

*Notes:* The tax wedge combines the top marginal income tax rate (MTR) and the value-added tax (VAT), so that the wedge =  $1 - (1 - \text{MTR}) / (1 + \text{VAT})$ . Shown are the unweighted averages across all 30 OECD countries and the 16 countries with a continuous MTR series, respectively. The wedges include central and sub-central income taxes as well as payroll taxes (the sum of employer and employee contributions, when applicable). The wedge is interpolated for the years in which VAT data are not provided by the OECD.

compensation in each OECD country where data are readily available around the endpoints of the period covered in Figure 2: 1981–1982 and 2005–2006.<sup>4</sup> The marginal tax rate on high earners has fallen in 11 out of 14 countries, and the few increases in the rate have been modest. On average, OECD countries have lowered the marginal tax rate at this high income level by nearly 11 percentage points over the last 25 years.

### **Lesson 3: A Flat Tax, with a Universal Lump-Sum Transfer, Could Be Close to Optimal**

A key determinant of the optimal marginal tax schedule is the shape of the ability distribution, as discussed earlier. The shapes assumed in early work on

<sup>4</sup> The OECD Tax Database is the broadest and most consistent dataset on income taxes in developed countries. That said, it is imperfect. For example, it appears to include rates on nonlabor income for the United States in 1981, raising the reported top marginal rate above 70 percent in that year. We have retained the OECD data as is, unless noted otherwise, for transparency. Correcting the U.S. data in 1981 does not significantly affect any of the paper's discussion. However, for Table 1 we did correct the OECD's figure for the United States in 1981.

*Table 1*  
**Marginal Tax Rates on High Incomes**

Country	<i>Marginal tax rate at 250% of average employee compensation</i>		<i>Change</i>
	<i>1981–1982</i>	<i>2005–2006</i>	
Australia	53.0	47.0	–6.0
Austria	55.0	50.0	–5.0
Belgium	55.0	50.0	–5.0
Canada	31.0	26.0	–5.0
Denmark	39.8	26.5	–13.3
France	62.5	48.1	–14.4
Greece	38.0	40.0	2.0
Italy	37.0	39.0	2.0
Netherlands	64.4	52.0	–12.4
Norway	38.0	23.8	–14.2
Spain	25.3	29.2	3.8
Sweden	58.0	25.0	–33.0
United Kingdom	42.5	40.0	–2.5
United States	50.0	28.0	–22.0

*Note:* Central government income taxes only; excludes payroll taxes.

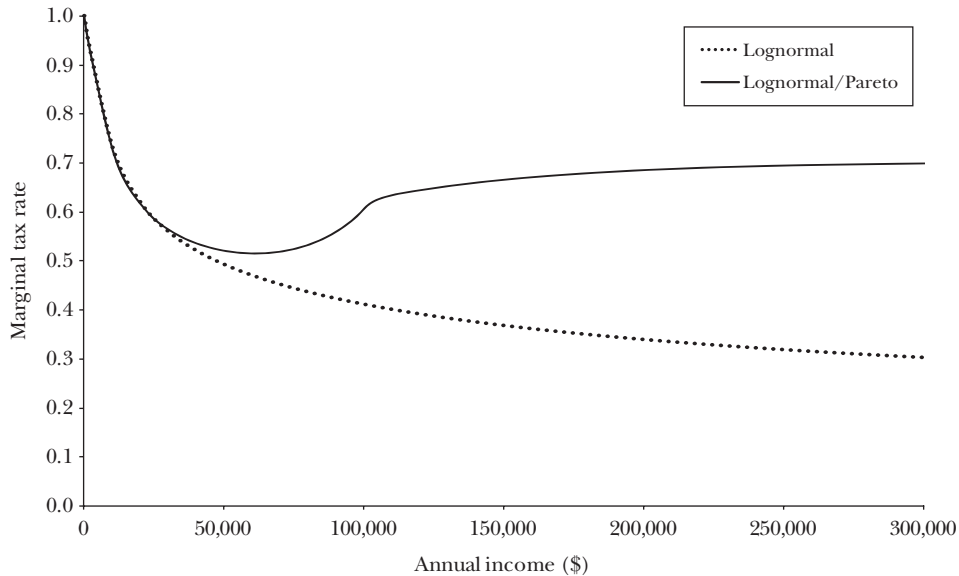
optimal taxation tended to yield relatively flat marginal tax rates. In fact, Mirrlees (1971) wrote: “Perhaps the most striking feature of the results is the closeness to linearity of the tax schedules” (p. 206). By linearity, Mirrlees (and the subsequent literature) is referring to a tax system in which the same marginal tax rate applies at every income level. Usually, the optimal system combines a flat marginal tax rate with a lump-sum grant to all individuals, so the average tax rate rises with income even as the marginal tax rate does not. Here, we examine the debate over that finding.

### Theory

The claim that the optimal marginal tax schedule is generally flat has been challenged often in the nearly four decades since Mirrlees (1971). Most prominently, Saez (2001) finds optimal tax rates that increase steadily from incomes around \$50,000 to \$200,000. Of course, the optimal tax schedule is sensitive to assumptions about the inputs discussed in the previous lesson: the shape of the distribution of abilities, the social welfare function, and labor supply elasticities. None of these three components of the problem is easily pinned down.

We use a policy simulation to illustrate the sensitivity of optimal tax results to the shape of the ability distribution. The starting point is the empirical wage distribution from the Merged Outgoing Rotation Groups of the 2007 Current

Figure 3

**Optimal Marginal Tax Simulations, with Different Ability Distributions**

Note: The figure shows optimal marginal tax rates given two different ability distributions: one lognormal; and one lognormal until approximately \$43 per hour and Pareto thereafter.

Population Survey.<sup>5</sup> We consider two fitted parametric distributions: a lognormal distribution that has conventionally been used to describe the distribution of abilities, as in the Tuomala (1990) work described earlier; and a combination of a lognormal distribution until approximately \$43 per hour and a Pareto distribution for higher wages, in the spirit of Saez (2001). The two parametric fits differ mainly in their extreme right tails and are virtually indistinguishable over the range of wages available in the data.

Figure 3 shows optimal marginal tax schedules for each of the two parametric fits up to an income level of \$300,000.<sup>6</sup> For the lognormal case, marginal rates are

<sup>5</sup> For historical data on the wage distribution, which we will use in the next section as well, the CPS Merged Outgoing Rotation Groups (MORG) dataset is superior to the March sample. We therefore use the MORG throughout the paper other than when focused on marginal rates at high incomes, for which the March sample has better data.

<sup>6</sup> We use a Pareto distribution with the Pareto parameter of two, the value suggested by Saez (2001) for the wage distribution above roughly the 95<sup>th</sup> percentile. We splice this distribution with a lognormal distribution for lower wages. To calculate optimal tax rates, we extend the parameterized wage distributions far into the right tail. We assume that utility is separable in consumption and leisure, exhibits constant relative risk aversion in consumption with a coefficient of relative risk aversion of 1.5, and is isoelastic in labor with a Frisch elasticity of labor supply of 0.5. We assume that 5 percent of workers are disabled (we do not observe them in the data), which is roughly the percentage of total employees on public disability insurance, according to Social Security data. To find details of this and the other simulations in this paper, see the online appendix at this journal's website at (<http://www.e-jep.org>).

declining slightly throughout the wage distribution. For the lognormal–Pareto case, they rise starting from approximately \$50,000, consistent with Saez’s (2001) results. To understand these patterns, recall that the Pareto distribution is thicker than the lognormal distribution at high ability levels. With more workers above a given ability level, a higher marginal tax rate at that level is more attractive because it acts as an inframarginal tax on high earners, enabling redistribution.

These two schedules suggest that a flat marginal tax schedule might arise as the optimal schedule if the wage distribution were between these two parametric distributions. Indeed, we have calculated a wage distribution that yields optimal marginal tax rates between 48 and 50 percent for all but the lowest- and highest-skilled workers and that lies between the lognormal and lognormal–Pareto distributions except at low wage levels (where fewer disabled and more low-skilled workers are required to lower the optimal marginal rates shown in Figure 3) and a few intermediate wage levels (where it slightly exceeds both distributions). This nearly-flat optimal tax policy provides a lump-sum grant to the lowest-ability worker equal to just over 60 percent of average income per worker in the economy.

One perhaps counterintuitive result of these kinds of simulations is that they imply that marginal taxes should be higher at low wages than for most of the rest of the distribution. The intuition behind this result is that high marginal rates at low incomes allow for large lump-sum transfers to be given to those of the lowest ability levels without tempting higher-ability workers to work less and claim those transfers. For higher-ability workers, the net value of marginal income is too high at low incomes, so they are deterred from enjoying more leisure despite the generous redistribution offered to those with low income.<sup>7</sup>

The lesson is that, from the perspective of a Mirrlees-style model, proposals for a flat tax are not inherently unreasonable. In part, this verdict is due to the many sources of uncertainty that make it hard to pin down an optimal marginal tax schedule. But it is also due to the suggestive evidence that simulations can lead to optimal tax schedules that are near, both in terms of tax rates and welfare impacts, to a flat marginal tax schedule. If a flat marginal tax schedule has benefits outside the model, such as administrative simplicity, enforceability, and transparency, the case for it is strengthened.

### **Practice**

Though the optimal tax literature has not conclusively answered the question of how far from flat is the optimal tax policy, policymakers seem to have decided that flatter is better.

<sup>7</sup> An important qualification to this result was analyzed by Saez (2002a), who showed that the optimal marginal distortions on low incomes are less, and perhaps even negative at the bottom, if the labor force participation decision is more elastic than the decision about how much effort to supply. However, even in this case, those incentives are taxed away as income rises, much as are the lump-sum grants in the standard analysis. In practice, high marginal tax rates are commonly seen at low incomes, especially in the form of “phase-outs” by which transfer payments are taxed away as income increases.

*Table 2*  
**250–67 Spread as a Measure of Flattening Marginal Tax Schedules**

<i>Country</i>	<i>250–67 spread</i>		<i>Change</i>
	<i>1981–1982</i>	<i>2005–2006</i>	
Australia	21.7	17.0	–4.7
Austria	22.0	11.7	–10.3
Belgium	13.9	5.0	–8.9
Canada	12.0	10.9	–1.1
Denmark	25.3	21.0	–4.3
France	22.5	15.3	–7.2
Greece	25.5	32.5	7.0
Italy	13.5	16.0	2.5
Netherlands	32.0	42.5	10.5
Norway	32.0	12.0	–20.0
Spain	8.2	13.3	5.1
Sweden	44.0	25.0	–19.0
United Kingdom	12.5	18.0	5.5
United States	27.6	13.0	–14.6
<b>All 14 countries</b>			<b>–4.3</b>

*Notes:* The 250–67 spread is the marginal tax rate at 250 percent of average employee compensation minus the marginal tax rate at 67 percent.

To gauge the flatness of marginal tax schedules, we measure the slopes of the statutory marginal tax rate schedules for OECD countries from 1981 to 2006. First, we calculate the marginal tax rate faced by individuals earning 67, 100, 150, and 250 percent of the average employee compensation in each country. Then, we calculate the spreads in marginal rates between those income levels in each year. For instance, the 250–67 spread is the marginal tax rate on someone who earns 250 percent of the average employee compensation less the marginal rate on someone who earns 67 percent of the average. These spreads reflect the slopes of the tax schedules.

Table 2 shows how the 250–67 spread has changed over the last three decades. Nine of the 14 countries with available data have moved toward flatter rates, and the average decrease in the 250–67 spread across these 14 countries was 4.3 percentage points. A similar pattern holds for the 150–100 spread, which has fallen by over 3 percentage points on average in OECD countries over this time period. The flat tax has not become the norm among OECD countries, but many of these nations have moved their tax systems in that direction.

#### **Lesson 4: The Optimal Extent of Redistribution Rises with Wage Inequality**

Wage inequality has risen substantially in recent years, especially in the United States. From the perspective of the theory of optimal taxation, this change can be

seen as a widening in the distribution of ability. (Labor economists might say that what has changed is the economic return to ability, not the distribution of innate talent, but the distinction is not crucial for the matter at hand.) This fact raises an obvious question: how, according to optimal tax theory, should the social planner respond to such a shift in the economic environment?

### **Theory**

Mirrlees (1971) pointed out that greater inequality in ability makes the optimal tax policy more redistributive. He suggested that tax rates would generally be higher in less equal societies and that less of the population would be required to work. Low-ability individuals would enjoy leisure along with a lump-sum grant to support consumption.

To illustrate this lesson, we simulate optimal tax policy using the observed changes in the U.S. wage distribution. We begin by taking the data on reported wages from the Merged Outgoing Rotation Groups of the Current Population Survey for 1979 and 2007. We then calculate the best-fit lognormal distribution to approximate these wages. (Similar results are obtained for the combination lognormal–Pareto wage distribution.) As one would expect, this distribution has spread out over the last 30 years, with thicker tails and less mass at average wages. We treat this distribution of wages as a proxy for ability and then simulate the appropriate optimal taxes. Figure 4 shows the simulated optimal average tax schedules using these two wage distributions. As expected, optimal average tax rates on high earners have increased. In addition, there is an increase in the transfers made to the low-skilled, visible as the difference between the left-most points on the two schedules. In an optimal tax model, the increased earnings potential at the top of the distribution enables more redistribution toward the low-skilled, so that the increase in earnings inequality does not translate into as great an increase in disposable income inequality.

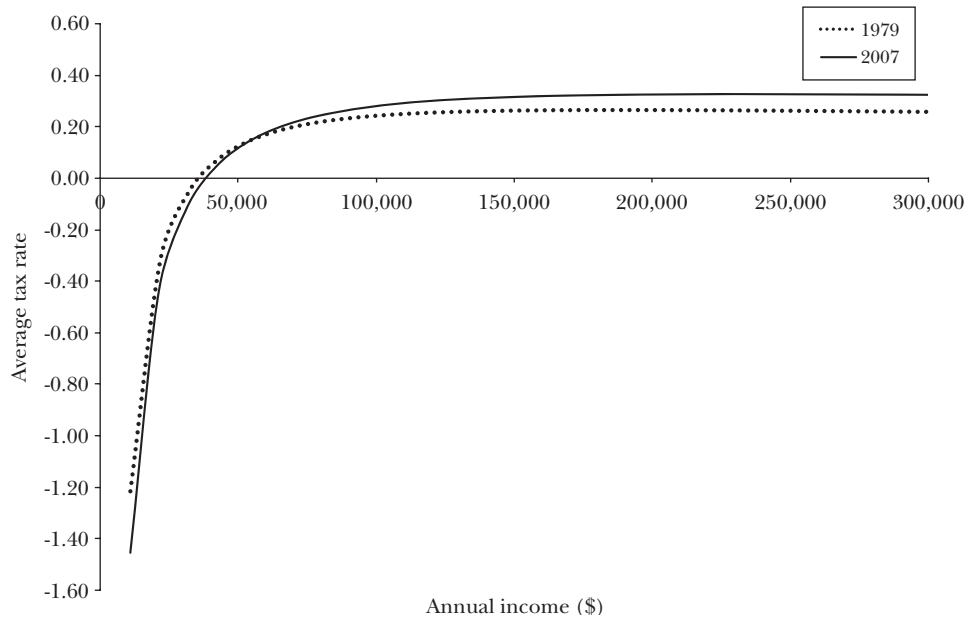
### **Practice**

To test whether policy responds to the level of inequality as the optimal tax models predict, we examine data on earnings inequality from the Luxembourg Income Study and data on social expenditures as a share of GDP from the OECD, a commonly-used measure of income redistribution. If the optimal tax model is consistent with policymaking priorities, we would expect to see policy react to higher earnings inequality by increasing social expenditures as a share of GDP.

Table 3 shows the relevant data from the Luxembourg Income Study on the 11 countries with suitable observations. Data are available for multiple years from 1979 through 2000 for each country, amounting to 46 observations in total. The third and fourth columns of the table show the average Gini coefficients of pre-tax and pre-transfer earnings as well as the average levels of social expenditure as a share of GDP for each country across the observed years. The last two columns of the table show the results of regressing each country's time series of social expenditures as a share of GDP on its time series of Gini coefficients. Nine of the 11 countries display a positive relationship between these variables, as the model predicts: that is, years of higher earnings inequality are also years of relatively

Figure 4

**Optimal Average Tax Rates for Different Wage Distributions, 1979 and 2007**



Note: The figure shows the simulated optimal average tax schedules using these two wage distributions, treating wages as a proxy for ability. The wage distributions are best-fit lognormal approximations to the 1979 and 2007 U.S. wage distributions, respectively, using the CPS MORG (Current Population Survey Merged Outgoing Rotation Groups).

higher redistribution. Also reported in the table are the results of a pooled cross-sectional regression that includes all observations and that controls for country fixed effects. This regression yields a positive and statistically significant relationship between pre-tax inequality and the share of output devoted to social expenditures. As theory suggests, greater inequality is associated with more redistribution.

**Lesson 5: Taxes Should Depend on Personal Characteristics As Well As Income**

**Theory**

Mirrlees (1971) identified the heart of the problem of tax design to be the tax authority’s lack of information about individuals’ abilities. He assumed that the tax authority would use income as the only indicator of ability, but he recognized that many more indicators could be used: “One might obtain information about a man’s income-earning potential from his apparent I.Q., the number of his degrees, his



Table 3

**Inequality and Social Expenditure as a Share of GDP**

Country	Years observed	Average levels across years observed		Results of regression of (B) on (A)	
		(A) Pre-tax Gini coefficient	(B) Social expenditures as share of GDP	Coefficient estimate	Standard error
Australia	81, 85, 89, 94	0.34	14%	1.89	0.29
Canada	81, 87, 91, 94, 00	0.38	17%	0.54	0.55
Finland	87, 91, 95, 00	0.42	24%	0.76	0.70
Germany	81, 84, 89, 94, 00	0.35	24%	0.41	0.17
Italy	86, 91, 95, 00	0.32	21%	0.23	0.39
Luxembourg	85, 91, 94, 00	0.29	22%	-0.59	0.30
Mexico	84, 89, 94, 00	0.53	4%	0.37	0.14
Poland	92, 95, 99	0.36	20%	2.29	0.70
Sweden	87, 92, 95, 00	0.44	30%	0.54	0.58
United Kingdom	86, 91, 95, 99	0.37	19%	-0.01	0.53
United States	79, 86, 91, 94, 00	0.41	14%	0.50	0.27
Results of pooled regression (all years and countries) with country fixed effects, clustered standard errors				0.44	0.11

Notes: Gini coefficients from the Luxembourg Income Study; social expenditure data from the OECD.

address, age or colour; but the natural, and one would suppose the most reliable, indicator of his income-earning potential is his income.”

Akerlof (1978) soon showed that those other indicators were potentially important, both theoretically and empirically. He coined the term “tagging” to describe the use of taxes that are contingent on personal characteristics, and he formally demonstrated that the use of tagging might improve on an income-based tax system. He also suggested that tagging played a large role in existing U.S. policy, citing public spending programs for the elderly, the disabled, children, and other groups.

For tagging to work, however, high-ability individuals cannot pretend to be members of the tagged group or, at least, the policymaker must make such cheating very costly, such as by making the process of obtaining benefits cumbersome and time-consuming. Otherwise, the optimal level of tagging may be negligible or zero. Even if a tag is entirely exogenous, its appeal as an argument in the tax function depends on the quality of its signal about an individual’s ability. If the tag is somewhat related to ability, but the correlation only moderately high—that is, if the tag is “noisy”—then lump-sum taxes on the “high” type will weigh heavily on those members of the high type who nevertheless have low ability. Intra-type redistribution can offset this problem, but only by reducing the extent to which the taxes are lump-sum and, therefore, the benefit of tagging. Finally, tagging has administrative costs that, though perhaps small at first, might increase quickly with the complexity of a system that used many tags.

The potential power of well-chosen tags, however, is illustrated by two recent

studies. Alesina, Ichino, and Karabarbounis (2008) consider taxes that depend on gender, while Mankiw and Weinzierl (forthcoming) consider height-dependent taxes. In the former, the value of tagging comes largely from the differences in labor supply elasticities across genders; in the latter it comes from differences in the levels of ability (as proxied by wages) across height. While Akerlof (1978) focused on the use of tags to alleviate poverty, these more recent studies highlight a more extensive role for tagging in an optimal tax system. Tags not only identify the poor; they also provide additional information to the policymaker, whether about labor supply elasticities or the distribution of unobserved ability. For example, if a particular demographic group has a very wide ability distribution relative to other groups, the policymaker can tailor marginal taxes at each income level to that wider distribution. Theory suggests that any personal characteristic that is largely exogenous, easy to monitor, and systematically related to ability or preferences ought to be included as an argument in the optimal tax function. At least in the narrow context of an optimal tax model, the economic benefits of tagging by gender and height probably substantially outweigh the likely administrative costs.

### **Practice**

In a few specific and economically significant ways, tagging is widely used in the real world. Nearly every developed country restricts some tax benefits, special services, and cash transfers to poor households with young children. In 2003, the OECD estimated public spending on family benefits to be 2.4 percent of GDP on average among its 24 member countries where these data were available. In addition, most developed economies provide specific, tagged support to a few other demographic groups that may be systematically vulnerable to poverty, such as the disabled and the elderly.

Nevertheless, the theory behind tagging would suggest a much broader application. In particular, tax schedules ought to vary systematically, the theory tells us, with gender, height, skin color, physical attractiveness, health, parents' education, and so on. No modern tax system has such variation. The exception is age: several countries including Singapore, Australia, and the United States reduce the tax burden on individuals over 55 and 65 years of age, but separate treatment of a narrow range of ages near retirement is a relatively mild version of tagging relative to what the theory would suggest.

Why are some kinds of tagging prominent, while other possible tags are not used? Optimal tax theory treats all differences between personal characteristics alike and asks only how such differences are correlated with labor supply elasticities and ability. Societies appear to be more comfortable, however, using characteristics that arise over the course of the life cycle and may directly signal economic disadvantage, such as parenthood, disability, and old age—in general, characteristics that anyone might potentially experience at some point in their lifetime. Conversely, society seems less comfortable using characteristics for tagging that are largely predetermined at birth and whose relationship with ability or preferences is more subtle, such as gender, skin color, height, and parents' education.

Consistent with these differences in treatment, certain kinds of tagging may involve costs that are excluded from a conventional optimal tax analysis. For example, tagging may seem to violate horizontal equity, the policy design principle that those of like circumstances should be treated alike. Exactly how “like circumstances” should be defined is left deliberately vague in this definition, but many believe that two people with similar abilities should pay the same taxes regardless of their fixed personal characteristics and that horizontal equity therefore should be included as an additional constraint in the optimal tax problem. A second example is that the appeal of tagging relies on the assumption that ability to pay ought to be the basis for taxation, rather than another criterion such as benefits received. All individuals may benefit from a tax system that insures against some shocks, such as disability, but tagging based on predetermined characteristics will be opposed by those who already know they are the “high type.” These concerns lie outside the standard optimal tax framework, but they may explain the relatively limited use of tags.

## **Lesson 6: Only Final Goods Ought to be Taxed, and Typically They Ought to be Taxed Uniformly**

### **Theory**

While the optimal taxation of labor income remains something of a mystery, two powerful results have guided intuition about the optimal taxation of goods and services. Diamond and Mirrlees (1971) suggest that optimal taxes are zero on all intermediate goods. Atkinson and Stiglitz (1976) suggest that optimal taxes are equal across all final consumption goods. Exceptions to these benchmark results have been noted. One well-known exception is for goods that generate externalities and that therefore justify corrective, Pigovian taxes or subsidies. For more standard goods, differential commodity taxes can be optimal if goods vary in their complementarity with leisure, if these taxes affect the wages paid to workers of different skills, or if preferences for goods are correlated with individual abilities, as discussed in Kaplow (2008b), Naito (1999), and Saez (2002b). But the earlier results remain benchmarks because of the powerful intuitions behind them.

The intuition behind the Diamond and Mirrlees (1971) result regarding intermediate goods is that, whatever the optimal allocation of final goods, a social planner would ensure that production of those goods was done as efficiently as possible. The insight of Diamond and Mirrlees is that the same set of relative prices as would obtain under a social planner can be achieved by a tax authority in a competitive economy through varying the set of taxes on final goods. The implication is that optimal taxes can leave the economy on its production frontier. Maintaining productive efficiency rules out taxes with differential effects across industries, sectors, or time periods. It generally forbids taxes on intermediate inputs to production because they distort the allocation of factor inputs. It argues against

taxes on corporate accounting profits because they distort the return to capital for a subset of the economy, encouraging capital to leave the corporate sector. Finally, it implies no taxation of human and physical capital because both are used as inputs to *future* production, so taxing them would put the economy inside its production frontier.

While the Diamond and Mirrlees (1971) result restricts the set of goods to which taxes ought to apply, Atkinson and Stiglitz (1976) derived restrictions on the design of the taxes of final goods. Atkinson and Stiglitz showed that if the utility function is weakly separable in leisure and all consumption, and if preferences for goods do not depend on ability, the optimal taxation of final goods is uniform when a fully nonlinear income tax is available.<sup>8</sup> This result emerges because there is no information about unobserved ability in an individual's consumption choice that is not also revealed by the individual's income, and so the income tax can be matched to ability as desired. In this setting, the intuition for uniform commodity taxation is that, whatever the optimal distribution of after-tax income across individuals, the disincentive effects of achieving it are minimized if individuals' consumption choices are undistorted. For example, even a social planner who would like to redistribute should not do so by taxing luxury goods more than necessities.

Together, the Diamond and Mirrlees (1971) and Atkinson and Stiglitz (1976) results imply that indirect taxation ought to have a simple structure: taxes ought to avoid intermediate goods and be uniform across final goods.

### Practice

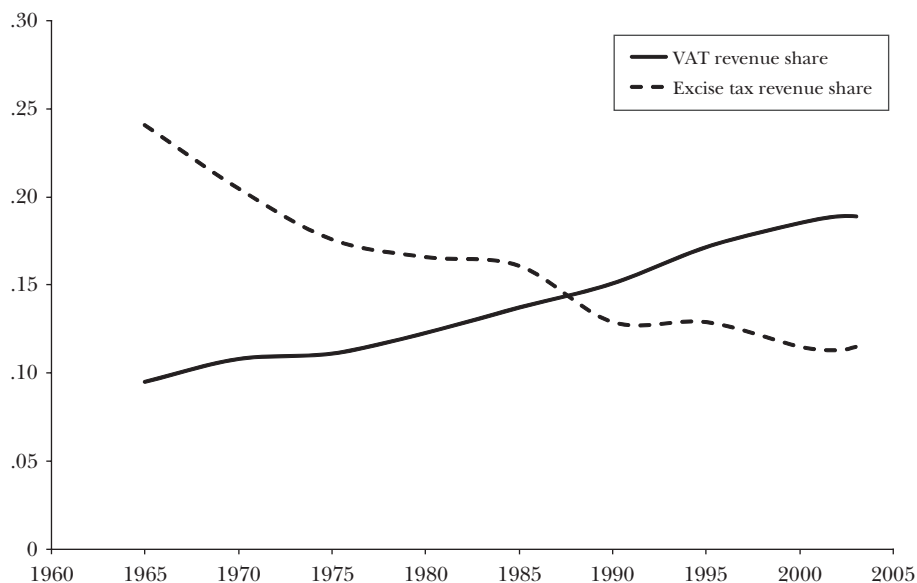
A value-added tax, sometimes called the goods and services tax, is well-designed to implement these recommendations. In principle, it exempts intermediate inputs (including physical capital, given the form of value-added typically implemented in OECD countries) and applies equally to all final goods.

The value-added tax is a pervasive policy. The OECD counts more than 130 countries that use a value-added tax, including 29 of the 30 OECD members (OECD, 2009). In fact, the United States is the only OECD member country without a national tax of this sort.<sup>9</sup> Not only are value-added and goods and services tax policies common, but their importance is growing. While 29 OECD countries use a version of value-added taxes at present, only 12 of these countries did so in 1976. Moreover, 11 of the 12 OECD countries who have used a value-added tax since 1976 raised their rates over this period, and the average rate among these 12 countries increased from 15.6 percent to 20.4 percent. The only exception

<sup>8</sup> Deaton (1979) showed that the Atkinson–Stiglitz result applies with *linear* income taxes if demand is homothetic. Kaplow (2008a) shows that if utility functions are weakly separable in leisure and consumption, then a Pareto improvement can result from replacing an arbitrary (suboptimal) nonlinear tax system that has differentiated commodity taxation by a different nonlinear income tax system without differentiated commodity taxation.

<sup>9</sup> In this journal, Hines (2007) documents the relatively small role of consumption taxes in the United States relative to the rest of the developed world.

Figure 5

**Share of Tax Revenue from Indirect Taxes, Unweighted Average across OECD**

(France) lowered its rate only slightly from 20 percent to 19.6 percent over this period.

Combined, the increase in countries using a value-added tax and the increased rates in countries that already had a value-added tax have led to a near doubling of the share of tax revenues (on an unweighted average basis) collected by general consumption taxes in the OECD from 1965 to 2003 (OECD, 2006). Furthermore, this growth in the value-added tax has largely replaced excise taxes on specific goods, which violate either the condition that intermediate goods (like oil) should not be taxed or the condition that final goods (like tobacco and alcohol) should all be taxed alike. Figure 5 shows that the share of tax revenue from general value-added taxes has risen from 9.5 percent to nearly 19 percent from the 1960s to the mid 2000s. Meanwhile, the share of revenue from specific excise taxes has fallen from 24.1 percent to 11.5 percent.

In practice, value-added taxes are laden with exceptions and rules that violate the guidelines of optimal tax policy. For example, nearly every country exempts from the value-added tax some “basic goods,” such as food. While the motive behind these exemptions is lowering the tax burden on low-income individuals, Atkinson and Stiglitz (1976) suggest that there are better mechanisms, such as redistributive income taxation, for achieving that goal. On the whole, however, the large and growing importance of value-added taxes suggests that policymakers have internalized certain lessons of optimal tax theory with regard to commodity taxation.

## **Lesson 7: Capital Income Ought To Be Untaxed, At Least in Expectation**

Perhaps the most prominent result from dynamic models of optimal taxation is that the taxation of capital income ought to be avoided. This result, controversial from its beginning in the mid-1980s, has been modified in some subtle ways and challenged directly in others, but its strong underlying logic has made it the benchmark.

### **Theory**

The intuition for a zero capital tax can be developed in a number of ways. Two possibilities draw on the results from the previous section. First, because capital equipment is an intermediate input to the production of future output, the Diamond and Mirrlees (1971) result suggests that it should not be taxed. Second, because a capital tax is effectively a tax on future consumption but not on current consumption, it violates the Atkinson and Stiglitz (1976) prescription for uniform taxation. In fact, a capital tax imposes an ever-increasing tax on consumption further in the future, so its violation of the principle of uniform commodity taxation is extreme.

A third intuition for a zero capital tax comes from elaborations of the tax problem considered by Frank Ramsey (1928). In important papers, Chamley (1986) and Judd (1985) examine optimal capital taxation in this model. They find that, in the short run, a positive capital tax may be desirable because it is a tax on old capital and, therefore, is not distortionary. In the long run, however, a zero tax on capital is optimal. In the Ramsey model, at least some households are modeled as having an infinite planning horizon (for example, they may be dynasties whose generations are altruistically connected as in Barro, 1974). Those households determine how much to save based on their discounting of the future and the return to capital in the economy. In the long-run equilibrium, their saving decisions are perfectly elastic with respect to the after-tax rate of return. Thus, any tax on capital income will leave the after-tax return to capital unchanged, which means the pretax return to capital must rise, reducing the size of the capital stock and aggregate output in the economy. This distortion is so large as to make any capital income taxation suboptimal compared with labor income taxation, even from the perspective of an individual with no savings (Mankiw, 2000). This message is strengthened in the modern economy by the increasing globalization of capital markets, which can lead to highly elastic responses of capital flows to tax changes even in the short run.

One can find reasons to question the optimality of zero capital taxes. If all individuals have relatively short planning horizons, as in overlapping generations models, then capital taxation can provide redistribution without the dramatic effects on capital accumulation identified in the Ramsey literature. Conesa, Kitao, and Krueger (2009) explore this argument for capital taxation. Alternatively, if

individuals accumulate buffer stocks of savings to self-insure against shocks, there may be aggregate overaccumulation of capital, justifying capital taxation, as in Aiyagari (1994). Despite these potential exceptions, however, the logic for low capital taxes is powerful: the supply of capital is highly elastic, capital taxes yield large distortions to intertemporal consumption plans and discourage saving, and capital accumulation is central to the aggregate output of the economy.

### **Practice**

Do actual capital tax rates over the last several decades reflect these results on optimal capital taxation? The most consistent data on the taxation of the return to capital in developed countries are the OECD's data on statutory corporate income taxation (OECD, 2008). These data show that statutory corporate tax rates fell sharply in the late 1980s from levels in the range of 45–50 percent and have continued a steady decline since then, falling to an average of below 30 percent by 2007. From 1985 to 1990, in particular, several major economies substantially cut their corporate tax rates: the United States from 50 to 39 percent; the United Kingdom from 40 to 33 percent; Australia from 46 to 39 percent; Germany from 60 to 55 percent; and France from 50 to 42 percent. In 2007, the average corporate tax rate in the OECD was approximately 28 percent. The lowest rate was in Ireland, at 12.5 percent.

Taxation of capital income also occurs at the personal level in most OECD countries. The unweighted average OECD personal income tax rate on dividend income has plunged from 55 percent in the early 1980s to below 30 percent in 1991 and below 20 percent by 2005. In fact, in 2007 three OECD countries had zero personal tax rates on dividend income: Greece, Mexico, and the Slovak Republic.

While statutory tax rates on capital income have fallen, the tax burden on capital income depends on many other factors, such as the definition of the tax base and the extent of tax credits and deductions. Studies that try to incorporate these factors have found a variety of patterns for capital taxation, some of which point in the opposite direction from statutory rate trends. One approach is to use “tax ratios,” the ratios of taxes actually paid to their relevant tax base. This measure has the virtue of implicitly including all factors that determine the tax burden borne by taxpayers. Carey and Rabesona (2004) take this approach and find that: “The tax ratio on capital income (based on net operating surplus) increased by 6.4 percentage points between 1975–80 and 1990–2000 for OECD countries with complete data sets . . .” Calculations using gross operating surplus as the measure of capital income yielded a smaller increase of 3.7 percentage points.

Thus, although falling statutory rates suggest that policymakers have heeded the advice of optimal tax research and reduced the taxation of capital, the evidence is not conclusive. One possible reconciliation of the seemingly conflicting evidence is that policymakers have followed the common rule of thumb that lower tax rates on a broader tax base are less distortionary. Another possible explanation is that policymakers may have focused on reducing the most salient part of capital taxa-



tion, the statutory rates, while offsetting at least to some extent those reductions with changes in the other determinants of how much tax is paid on capital income.

Regardless of whether capital taxes are decreasing or increasing, a large gap remains between theory and policy. Both statutory tax rates on capital and measures of effective tax rates remain far from zero, the level recommended by standard optimal tax models.

## **Lesson 8: In Stochastic Dynamic Economies, Optimal Tax Policy Requires Increased Sophistication**

The earliest work on optimal taxation, such as Mirrlees (1971), considered taxation in single-period settings. Subsequent work in dynamic settings, such as Chamley (1986) and Judd (1985), typically ignored uncertainty about individual earnings. Recent work on optimal taxation has considered stochastic dynamic economies and begun to explore new and sophisticated tax policy designs. The main insight has been that, except in special cases, optimal taxation in dynamic economies depends on the income histories of individuals and requires interactions between different types of taxation, such as taxes on capital and labor. Key recent references in this literature include Golosov, Kocherlakota, and Tsyvinski (2003), Albanesi and Sleet (2006), Kocherlakota (2005), and Golosov, Tsyvinski, and Werning (2007).

### **Theory**

To understand why optimal taxes might depend on the history of earnings, recall the first lesson: static optimal taxes depend critically on the shape of the ability distribution. In a dynamic setting, individuals' abilities change over time. As a result, an individual's ability at any moment is only a partial indicator of that individual's ability to earn income over the life-cycle. Moreover, individuals respond to taxes not only in the period during which those taxes are levied, but also in preceding and subsequent periods. If tax policy is to redistribute efficiently in a dynamic environment, it must be both backward- and forward-looking.

The most powerful way for taxation to respond to the challenges of a dynamic environment is to make an individual's taxes in any given year a function of that individual's income history. History-dependence allows the tax system to do two things: First, it can treat an individual's evolving path of income, in combination with that individual's place in the life-cycle, as a signal of the individual's place in the ability distribution. Second, it can design sophisticated taxes that include interdependence among sources of income. For example, two individuals with similar current ability may have very different levels of savings, and optimal policy may wish to take that into account.

To take full advantage of history dependence, optimal taxes in dynamic settings use coordinated taxation of labor and capital income. In fact, the most

prominent policy recommendation to come out of this research has been quite shocking: other things equal, taxes on capital income should be higher for those who report surprisingly low current labor income. That is, capital taxes should be regressive in labor income changes.

The intuition behind this result goes back to the central problem with redistributive income taxation: it tempts individuals to work less in order to obtain a more generous tax treatment. In a static economy, a tax system counters this temptation by stopping short of complete redistribution. In a dynamic economy, a tax system has a harder job because individuals can accumulate assets and use them to supplement consumption at times when they feign low ability and earn less. A capital tax that is higher when labor income falls makes this strategy more costly because it reduces the return to saving if one earns less labor income. It thereby discourages individuals from cheating the system, enabling more redistribution.

According to this analysis, optimal capital taxes are regressive in labor income changes, but they are not necessarily positive. In fact, Kocherlakota (2005) shows that the expected capital tax for an individual before that individual's ability is realized should be zero. Thus, these new dynamic optimal tax results are consistent with the idea that capital taxation ought to raise no revenue, even though they recommend that individuals face non-zero capital taxes. In other words, households with surprisingly low labor income face positive capital taxes and those with surprisingly high labor income receive subsidies to their capital income.

The theory of optimal taxation has yet to deliver clear guidance on a general system of history-dependent, coordinated labor and capital taxation for a realistically-calibrated economy. Instead, it has supplied more limited recommendations. One early example is the proposal by Vickrey (1939) to use average income over the life-cycle as a basis for taxation. A more recent example is that, following the argument for regressive capital taxes, disability insurance (and perhaps other social insurance programs) ought to be asset-tested (Golosov and Tsyvinski, 2006). Asset-testing prevents individuals from claiming these benefits when optimally they should not because they are actually supporting their consumption with oversaving from earlier in life. Finally, one element of history-dependent taxes is straightforward to implement but nevertheless has the potential for large benefits: making taxes a function of age, as discussed in Kremer (2002), Blomquist and Micheletto (2003), Judd and Su (2006), and Weinzierl (2008). Age-dependence allows the tax system to respond to the predictable evolution of abilities over the life-cycle.

Research is only beginning to address large questions whose importance for optimal taxation becomes apparent in dynamic Mirrleesian settings. For example, abilities are almost always modeled as exogenous, but the tax system likely affects investments in human capital; for recent studies in which ability becomes endogenous, see Grochulski and Piskorski (2006) and Kapicka (2006, 2008). Similarly, entrepreneurship and occupational choice are endogenous to the tax system but usually are excluded from optimal tax models, although Albanesi (2006) offers a notable exception. Such factors can be expected to increase the sophistication required of taxes in a dynamic environment.

## **Practice**

Most of the recommendations of dynamic optimal tax theory are recent and complex. It is probably too early to gauge their impact on policymaking.

One clear recommendation, however, is asset-testing of public disability insurance. We found no database that catalogs the eligibility criteria of disability insurance across countries, but we investigated the programs of ten major countries: Australia, Canada, France, Germany, Italy, Japan, Mexico, Sweden, the United Kingdom, and the United States.<sup>10</sup> All ten countries provide some form of public support to working-age individuals who are deemed unable to earn a sufficient living, but only three—Australia, the United Kingdom, and the United States—appear to asset-test at least some disability payments. It appears that, so far, the effect of this branch of the literature on policy has been modest.

## **Conclusion**

Are developments in the theory of taxation improving tax policies around the world? In answering this question, it is impossible not to call to mind President Harry Truman's famously lampooned two-armed economist.

On the one hand, some trends in tax policy look like at least partial victories for optimal tax theory. Perhaps the most important is the worldwide trend toward reduced taxation of capital income, at least in statutory tax rates. In addition, the worldwide trend toward tax systems with flatter tax rates might be seen as a reflection of lessons from theoretical work. Recall that the motivation of the original Mirrlees (1971) model was to provide a framework in which to derive an optimal structure of tax rates, which (surprisingly) often turned out to be nearly flat over a broad range. The robustness of this conclusion remains open to debate, as it depends on details of the ability distribution and individual utility function that are hard to pin down. But it is at least arguable that the movement toward flatter taxes is consistent with prescriptions from theory.

On the other hand, some results from optimal tax theory cannot be easily identified in actual policy and seem unlikely to be found there anytime soon. The theory predicts that policymakers should use exogenous "tags" that are correlated with income-producing ability, such as gender, height, and race. Recent work recommends capital taxation that is regressive in labor income changes, according to which capital income is taxed for those who earn surprisingly little and subsidized for those who earn surprisingly much. Few economists advising political candidates or elected government officials would have the temerity to advance these ideas in any practical discussion of tax policy.

Why not? One possibility is that theory is right and that policymakers and the

<sup>10</sup> We examined the English-language countries' documents in detail and were assisted with the French documents. For the remaining five countries, we relied on studies by the U.S. Social Security Administration (2007, 2008, 2009).

public are slow to appreciate certain valuable but counterintuitive insights. Another possibility, at least as plausible, is that the broader tradition in public finance includes other ideas that are often ignored in modern optimal tax theory, such as the benefits principle that a person's tax liability should be related to the benefits that individual receives from the government and the horizontal equity principle that similar people should face similar tax burdens. Whether and how to incorporate such ideas into the theory of optimal taxation remain open questions.

## References

- Aiyagari, S. Rao.** 1994. "Uninsured Idiosyncratic Risk and Aggregate Saving." *Quarterly Journal of Economics*, 109(3): 659–84.
- Akerlof, George.** 1978. "The Economics of 'Tagging' as Applied to the Optimal Income Tax, Welfare Programs, and Manpower Planning." *American Economic Review*, 68(1): 8–19.
- Albanesi, Stefania.** 2006. "Optimal Taxation of Entrepreneurial Capital with Private Information." *NBER Working Paper 12419*.
- Albanesi, Stefania, and Christopher Sleet.** 2006. "Dynamic Optimal Taxation with Private Information." *Review of Economic Studies*, 73(1): 1–30.
- Alesina, Alberto, Andrea Ichino, and Loukas Karabarbounis.** 2008. "Gender-based Taxation and the Division of Household Chores." NBER Working paper 13638.
- Atkinson, Anthony, and Joseph E. Stiglitz.** 1976. "The Design of Tax Structure: Direct Versus Indirect Taxation." *Journal of Public Economics*, 6(1–2): 55–75.
- Barro, Robert J.** 1974. "Are Government Bonds Net Wealth?" *The Journal of Political Economy*, 82(6): 1095–1117.
- Blomquist, Soren, and Luca Micheletto.** 2003. "Age Related Optimal Income Taxation." Working Paper 2003:7, Department of Economics, Uppsala University. (Forthcoming *Scandinavian Journal of Economics*.)
- Carey, David, and Josette Rabesona.** 2004. "Tax Ratios on Labor and Capital Income and on Consumption." In *Measuring the Tax Burden on Capital and Labor*, ed. Peter B. Sørensen, chap. 7. Cambridge, MA: MIT Press.
- Chamley, Christophe.** 1986. "Optimal Taxation of Capital Income in General Equilibrium with Infinite Lives." *Econometrica*, 54(3): 607–22.
- Conesa, Juan Carlos, Sagiri Kitao, and Dirk Krueger.** 2009. "Taxing Capital? Not a Bad Idea after All!" *American Economic Review*, 99(1): 25–48.
- Dahan, Momi, and Michel Strawczynski.** 2000. "Optimal Income Taxation: An Example with a U-shaped Pattern of Optimal Marginal Tax Rates: Comment." *American Economic Review*, June, 90(3): 681–86.
- Deaton, Angus.** 1979. "Optimal Uniform Commodity Taxes." *Economics Letters* 2, pp. 357–61.
- Diamond, Peter A., and James A. Mirrlees.** 1971. "Optimal Taxation and Public Production I: Production Efficiency." *American Economic Review*, 61(1): 8–27.
- Diamond, Peter A.** 1998. "Optimal Income Taxation: An Example with a U-Shaped Pattern of Optimal Marginal Tax Rates." *American Economic Review*, 88(1): 83–95.
- Feldstein, Martin.** 1995. "The Effect of Marginal Tax Rates on Taxable Income: A Panel Study of the 1986 Tax Reform Act." *Journal of Political Economy*, 103(3): 551–72.
- Golosov, Mikhail, Narayana Kocherlakota, and Aleh Tsyvinski.** 2003. "Optimal Indirect and Capital Taxation." *Review of Economic Studies*, 70(3): 569–87.
- Golosov, Mikhail, and Aleh Tsyvinski.** 2006. "Designing Optimal Disability Insurance: A Case for Asset Testing." *Journal of Political Economy*, 114(2): 257–279.
- Golosov, Mikhail, Aleh Tsyvinski, and Iván Werning.** 2007. "New Dynamic Public Finance: A User's Guide." *NBER Macroeconomics Annual 2006*, pp. 317–363.

- Grochulski, Borys, and Tomasz Piskorski.** 2006. "Risky Human Capital and Deferred Capital Income Taxation." Federal Reserve Bank of Richmond Working Paper No. 06-13. [http://www.richmondfed.org/publications/research/working\\_papers/2006/wp\\_06-13.cfm](http://www.richmondfed.org/publications/research/working_papers/2006/wp_06-13.cfm).
- Gruber, Jon, and Emmanuel Saez.** 2002. "The Elasticity of Taxable Income: Evidence and Implications." *Journal of Public Economics*, 84(1): 1–32.
- Hines, James R.** 2007. "Taxing Consumption and Other Sins." *Journal of Economic Perspectives*, 21(1): 49–68.
- Judd, Kenneth.** 1985. "Redistributive Taxation in a Simple Perfect Foresight Model." *Journal of Public Economics*, 28(1): 59–83.
- Judd, Kenneth, and Che-Lin Su.** 2006. "Optimal Income Taxation with Multidimensional Taxpayer Types." Paper no. 471, presented at the 12<sup>th</sup> International Conference on Computing in Economics and Finance, hosted by the Society for Computational Economics. April draft. <http://www.eui.eu/ECO/ResearchActivities/ResearchWorkshops/PastResearchWorkshops/Papers05-06/Term2/Judd.pdf>.
- Kapicka, Marek.** 2006. "Optimal Income Taxation with Endogenous Human Capital Accumulation and Limited Record Keeping." *Review of Economic Dynamics*, 9(4): 612–39.
- Kapicka, Marek.** 2008. "The Dynamics of Optimal Taxation when Human Capital is Endogenous." Working Paper, February.
- Kaplow, Louis.** 2008a. *The Theory of Taxation and Public Economics*. Princeton University Press.
- Kaplow, Louis.** 2008b. "Taxing Leisure Complements." Working Paper, October.
- Kaplow, Louis.** 2008c. "Optimal Policy with Heterogeneous Preferences." *The BE Journal of Economic Analysis and Policy*, 8(1) (Advances), Article 40.
- Kocherlakota, Narayana.** 2005. "Zero Expected Wealth Taxes: A Mirrlees Approach to Dynamic Optimal Taxation." *Econometrica*, 73(5): 1587–1621.
- Kremer, Michael.** 2002. "Should Taxes Be Independent of Age." Unpublished paper, Harvard University.
- Mankiw, N. Gregory.** 2000. "The Savers–Spenders Theory of Fiscal Policy." *American Economic Review*, 90(2): 120–25.
- Mankiw, N. Gregory, and Matthew Weinzierl.** Forthcoming. "The Optimal Taxation of Height: A Case Study of Utilitarian Income Redistribution." Forthcoming, *American Economic Journal: Economic Policy*.
- Mirrlees, James A.** 1971. "An Exploration in the Theory of Optimal Income Taxation." *Review of Economic Studies*, 38(114): 175–208.
- Naito, Hisahiro.** 1999. "Re-examination of Uniform Commodity Taxes under a Non-linear Income Tax System and Its Implication for Production Efficiency." *Journal of Public Economics*, 71(2): 165–88.
- OECD.** 2006. Table 3.2: "Taxes on general consumption (5110) as percentage of total taxation." In *Consumption Tax Trends: VAT/GST and Excise Rates, Trends and Administrative Issues, 2006 Edition*. Paris, France: OECD Publishing.
- OECD.** 2008. Table I.5: "Central government personal income tax rates and thresholds," Table I.6: "Sub-central personal income tax rates," Table II.1: "Corporate income tax rate," Table II.4: "Overall statutory tax rates on dividend income," Table III.1: "Employee social security contribution rates," Table III.2: "Employer social security contribution rates," and Table IV.1: "VAT/GST rates in OECD member countries." Available at the OECD Tax Database: [www.oecd.org/ctp/taxdatabase](http://www.oecd.org/ctp/taxdatabase).
- OECD.** 2009. Table IV.1: "VAT/GST rates in OECD member countries." Available at: [www.oecd.org/dataoecd/12/13/34674429.xls](http://www.oecd.org/dataoecd/12/13/34674429.xls).
- Passell, Peter.** 1990. "Furor Over British Poll Tax Imperils Thatcher Ideology." *New York Times*, April 23. <http://www.nytimes.com/1990/04/23/business/furor-over-british-poll-tax-imperils-thatcher-ideology.html?pagewanted=all>.
- Ramsey, Frank.** 1927. "A Contribution to the Theory of Taxation." *Economic Journal*, 37(March): 47–61.
- Ramsey, Frank.** 1928. "A Mathematical Theory of Saving." *Economic Journal*, 38(December): 543–59.
- Saez, Emmanuel.** 2001. "Using Elasticities to Derive Optimal Income Tax Rates." *Review of Economic Studies*, 68(1): 205–29.
- Saez, Emmanuel.** 2002a. "Optimal Income Transfer Programs: Intensive Versus Extensive Labor Supply Responses." *Quarterly Journal of Economics*, 117(3), 1039–72.
- Saez, Emmanuel.** 2002b. "The Desirability of Commodity Taxation under Non-linear Income Taxation and Heterogeneous Tastes." *Journal of Public Economics*, 83(2): 217–30.
- Salanie, Bernard.** 2003. *The Economics of Taxation*. MIT Press.
- Sandmo, Agnar.** 1993. "Optimal Redistribution when Tastes Differ." *Finanzarchiv*, 50(2): 149–163.
- U.S. Social Security Administration.** 2007. "Social Security Programs throughout the World: Asia and the Pacific, 2006," pp. 98–105. SSA Publication No. 13-11802. March. <http://>

[www.ssa.gov/policy/docs/progdesc/ssptw/2006-2007/asia/ssptw06asia.pdf](http://www.ssa.gov/policy/docs/progdesc/ssptw/2006-2007/asia/ssptw06asia.pdf).

**U.S. Social Security Administration.** 2008. "Social Security Programs throughout the World: The Americas, 2007," pp.136–141. SSA Publication No. 13-11804. March. <http://www.ssa.gov/policy/docs/progdesc/ssptw/2006-2007/americas/ssptw07americas.pdf>.

**U.S. Social Security Administration.** 2009. "Social Security Programs throughout the World: Europe, 2008," pp. 115–123, 169–177, 305–311, 325–331. SSA Publication No. 13-11802. March. <http://www.ssa.gov/policy/docs/progdesc/ssptw/2008-2009/europe/ssptw08euro.pdf>.

**Stiglitz, Joseph E.** 1987. "Pareto Efficient and Optimal Taxation and the New New Welfare Economics." In *Handbook on Public Economics*, ed. Alan Auerbach and Martin Feldstein, pp. 991–1042. North Holland: Elsevier Science Publishers.

**Tuomala, Matti.** 1990. *Optimal Income Tax and Redistribution*. New York: Oxford University Press.

**Vickrey, William.** 1939. "Averaging of Income for Income-Tax Purposes." *Journal of Political Economy*, 47(3), pp. 379–97.

**Weinzierl, Matthew.** 2008. "The Surprising Power of Age-Dependent Taxation." Working paper, April version. (A September version is at <http://www.people.hbs.edu/mweinzierl/paper/AgeDependentTaxes.pdf>.)

**Weinzierl, Matthew.** 2009. "Incorporating Preference Heterogeneity into Optimal Tax Models: *De Gustibus non est Taxandum*." Working paper, September version. [http://www.people.hbs.edu/mweinzierl/paper/PreferenceHeterogeneity\\_OptimalTax.pdf](http://www.people.hbs.edu/mweinzierl/paper/PreferenceHeterogeneity_OptimalTax.pdf).

**Werning, Iván.** 2007. "Pareto Efficient Income Taxation." <http://econ-www.mit.edu/files/1281>.



**This article has been cited by:**

1. Denis Buterin, Saša Drezgić, Vesna Buterin. 2023. Changes in the tax structure and their impact on economic growth in the Republic of Croatia based on the VAR model. *Economic Research-Ekonomska Istraživanja* **36**:3. . [[Crossref](#)]
2. Insook Lee. 2023. Individualism and tax progressivity. *Economic Research-Ekonomska Istraživanja* **36**:3. . [[Crossref](#)]
3. Michael B. Dwyer, Vong Nanthavong. 2023. Making concessions pay? Historical vs. potential tax revenues from Laos's rubber sector. *World Development* **172**, 106359. [[Crossref](#)]
4. Alexander Tarasov, Robertas Zubrickas. 2023. Optimal income taxation under monopolistic competition. *Economic Theory* **76**:2, 495-523. [[Crossref](#)]
5. Saida Dammak, Manel Jmal Ep Derbel. 2023. Social responsibility and tax evasion: organised hypocrisy of Tunisian professionals. *Journal of Applied Accounting Research* **25**. . [[Crossref](#)]
6. Ebru KARAŞ, Betül HAYRULLAHOĞLU. 2023. Küreselleşme Sürecinin Vergileme Üzerindeki Etkisi: Emek ve Sermaye Gelirlerinin Vergilendirilmesi Açısından Bir Değerlendirme. *International Journal of Social Inquiry* **16**:1, 391-409. [[Crossref](#)]
7. Michael Mamo. 2023. Direct Versus Indirect Taxes and State Income Growth: 1991–2015. *Eastern Economic Journal* **51**. . [[Crossref](#)]
8. Edoardo Rainone. 2023. Tax evasion policies and the demand for cash. *Journal of Macroeconomics* **76**, 103520. [[Crossref](#)]
9. Axelle Ferriere, Philipp Grübener, Gaston Navarro, Oliko Vardishvili. 2023. On the Optimal Design of Transfers and Income Tax Progressivity. *Journal of Political Economy Macroeconomics* **1**:2, 276-333. [[Crossref](#)]
10. Eren GÜRER, Osman KÜÇÜKŞEN. 2023. Calculating Optimal Nonlinear Taxes Using Censored Income Data. *Fiscaeconomia* **7**:2, 1721-1735. [[Crossref](#)]
11. Robertas Zubrickas. 2023. The relative income effect and labor supply. *Journal of Economic Behavior & Organization* **209**, 176-184. [[Crossref](#)]
12. Ashley C. Craig. 2023. Optimal Income Taxation with Spillovers from Employer Learning. *American Economic Journal: Economic Policy* **15**:2, 82-125. [[Abstract](#)] [[View PDF article](#)] [[PDF with links](#)]
13. Georges Casamatta. 2023. On the desirability of taxing bequests. *Journal of Economics* **138**:3, 195-219. [[Crossref](#)]
14. Mehmet Ayaz, Lea Fricke, Clemens Fuest, Dominik Sachs. 2023. Who should bear the burden of COVID-19 related fiscal pressure? An optimal income taxation perspective. *European Economic Review* **153**, 104381. [[Crossref](#)]
15. Maria Börjesson, Disa Asplund, Carl Hamilton. 2023. Optimal kilometre tax for electric vehicles. *Transport Policy* **134**, 52-64. [[Crossref](#)]
16. Alessio Baldassarre, Valerio Ferdinando Calà, Danilo Carullo, Hasan Dudu, Elisa Fusco, Pasquale Giacobbe, Carlo Orecchia. Simulating the Effect of Business Tax Abolition through a New Regional CGE Model: Evidence from Italy **67**, . [[Crossref](#)]
17. Alberto Porto, Jorge Puig. 2023. Fiscal Federalism: The Interaction between Own Revenues and Intergovernmental Transfers in Local Governments—The Case of Municipalities in Buenos Aires. *Publius: The Journal of Federalism* **48**. . [[Crossref](#)]
18. Enrico Rubolino. 2023. Does weak enforcement deter tax progressivity?. *Journal of Public Economics* **219**, 104833. [[Crossref](#)]
19. Zarif Ahrorov, Avazkhon Agzamov. 2023. IMPROVEMENT OF THE INCOME TAXATION SYSTEM AS A GUARANTEE OF INVESTMENT ATTRACTION IN THE COUNTRY'S ECONOMY. *Economics and education* **24**:1, 365-371. [[Crossref](#)]



20. Cristian F. Sepulveda. 2023. Do Countries Really Deviate from the Optimal Tax System?. *Public Finance Review* 51:1, 76-131. [[Crossref](#)]
21. Adam Bauer, Christian Proistosescu, Gernot Wagner. 2023. Financial Modeling of Climate Risk Supports Stringent Mitigation Action. *SSRN Electronic Journal* 102. . [[Crossref](#)]
22. Novrida Qudsi Lutfillah, Yenni Mangoting, Riesanti Edie Wijaya. The Meaning Taxpayer Compliance in Tri Hita Karana's Perspective 148-155. [[Crossref](#)]
23. Goran M. Muhamad. Economic Diversification to Reduce Natural Resource Dependency in the Literature 15-53. [[Crossref](#)]
24. Dushko Josheski. 2023. Mirrleesian Optimal Taxation: Theory and Numerical Solutions. *SSRN Electronic Journal* 73. . [[Crossref](#)]
25. Joël Hellier. Factor Mobility, Tax Base Mobility and Tax Competition 73-89. [[Crossref](#)]
26. Jonas Eliasson, Maria Börjesson. 2022. Costs and benefits of parking charges in residential areas. *Transportation Research Part B: Methodological* 166, 95-109. [[Crossref](#)]
27. Beata Zofia Filipiak, Dorota Wyszowska. 2022. Determinants of Reducing Greenhouse Gas Emissions in European Union Countries. *Energies* 15:24, 9561. [[Crossref](#)]
28. Yuta Saito, Yosuke Takeda. 2022. Capital taxation with parental incentives. *Journal of Public Economic Theory* 24:6, 1310-1341. [[Crossref](#)]
29. Michael Devereux, John Vella. 2022. Issues of Fairness in Taxing Corporate Profit. *LSE Public Policy Review* 2:4. . [[Crossref](#)]
30. Hadi Sahin, Kemal Akkaya, Sukumar Ganapati. Optimal Incentive Mechanisms for Fair and Equitable Rewards in PoS Blockchains 367-373. [[Crossref](#)]
31. Maryam Mazaheri, Jaime Bonnin Roca, Arjan Markus, Bob Walrave. 2022. Market-based instruments and sustainable innovation:A systematic literature review and critique. *Journal of Cleaner Production* 373, 133947. [[Crossref](#)]
32. Franz Wirl. 2022. Income Taxation of Privately Informed Agents by a Leviathan Government. *Homo Oeconomicus* 36. . [[Crossref](#)]
33. Martin C. Hänsel, Max Franks, Matthias Kalkuhl, Ottmar Edenhofer. 2022. Optimal carbon taxation and horizontal equity: A welfare-theoretic approach with application to German household data. *Journal of Environmental Economics and Management* 116, 102730. [[Crossref](#)]
34. Abel Gwaindepi. 2022. Fiscal capacity in "responsible government" colonies: the Cape Colony in comparative perspective, c. 1865-1910. *European Review of Economic History* 26:3, 340-369. [[Crossref](#)]
35. André Lemelin, Luc Savard. 2022. What do CGE models have to say about fiscal reform?. *Economic Analysis and Policy* 74, 758-774. [[Crossref](#)]
36. Albert Argilaga, Jijian Fan. 2022. Optimal Policymaking under Yardstick Vote: An Experimental Study. *Games* 13:3, 42. [[Crossref](#)]
37. Thomas Bassetti, Luciano Greco. 2022. Optimal redistributive policies by publicly provided inputs and income taxation. *Journal of Public Economic Theory* 24:3, 504-528. [[Crossref](#)]
38. Stephan Zheng, Alexander Trott, Sunil Srinivasa, David C. Parkes, Richard Socher. 2022. The AI Economist: Taxation policy design via two-level deep multiagent reinforcement learning. *Science Advances* 8:18. . [[Crossref](#)]
39. Winfried Koeniger, Carlo Zanella. 2022. Opportunity and inequality across generations. *Journal of Public Economics* 208, 104623. [[Crossref](#)]
40. Carlos E. da Costa, Lucas J. Maestri, Marcelo R. Santos. 2022. Redistribution with labor market frictions. *Journal of Economic Theory* 201, 105420. [[Crossref](#)]
41. Robertas Zubrickas. 2022. Loss aversion, labor supply, and income taxation\*. *The Scandinavian Journal of Economics* 124:2, 579-598. [[Crossref](#)]

42. Baghish Ahmadov. 2022. Comparative Assessment of Capital Income Taxation in Azerbaijan, Kazakhstan, Georgia, and Belarus. *Journal of Eastern European and Central Asian Research (JEECAR)* 9:2, 217-228. [[Crossref](#)]
43. Marcin Bielecki, Nikolai Stähler. 2022. LABOR TAX REDUCTIONS IN EUROPE: THE ROLE OF PROPERTY TAXATION. *Macroeconomic Dynamics* 26:2, 419-451. [[Crossref](#)]
44. Ya-Jun Cai, Tsan-Ming Choi, Lipan Feng, Yongjian Li. 2022. Producer's choice of design-for-environment under environmental taxation. *European Journal of Operational Research* 297:2, 532-544. [[Crossref](#)]
45. Giovanni Andrea Cornia, Simone Bertoli, Luca Bortolotti, Bruno Martorano, Donato Romano, Marco Sanfilippo, Luca Tiberti, Elisa Ticci. La Politica Economica dei Paesi in via di Sviluppo 9, . [[Crossref](#)]
46. LESIA V. KONONENKO, OLEXANDER P. ATAMAS, HALYNA B. NAZAROVA, YELYZAVETA V. SELISHCHEVA, SERHII O. KONONENKO. 2022. Optimization of Small Agricultural Producer's Taxation by Creating Innovative-Integrated Structures. *Scientific Horizons* 25:6. . [[Crossref](#)]
47. Xiaoyong Cui, Xiaoxiao Wang, Cheng Yuan. 2022. Optimal Mixed Taxation with Misperceptions of Prices. *SSRN Electronic Journal* 108. . [[Crossref](#)]
48. Sumit Agarwal, Pulak Ghosh, Jian Zhang. 2022. Tax Policy Transmission and Household Expenditures. *SSRN Electronic Journal* 102. . [[Crossref](#)]
49. Enrico Rubolino. 2022. Does Informality Deter Tax Progressivity?. *SSRN Electronic Journal* 10. . [[Crossref](#)]
50. Morten Nyborg Støstad, Frank A. Cowell. 2022. Inequality as an Externality: Consequences for Tax Design. *SSRN Electronic Journal* 17. . [[Crossref](#)]
51. Yongsung Chang, Yena Park. 2021. Optimal Taxation with Private Insurance. *The Review of Economic Studies* 88:6, 2766-2798. [[Crossref](#)]
52. Jonathan Heathcote, Hitoshi Tsujiyama. 2021. Optimal Income Taxation: Mirrlees Meets Ramsey. *Journal of Political Economy* 129:11, 3141-3184. [[Crossref](#)]
53. Berkan KARAGÖZ. 2021. Neoklasik Paradigma Çerçevesinden Gelir Vergisinin Teorik Analizi. *Medeniyet Araştırmaları Dergisi* 6:1, 205-214. [[Crossref](#)]
54. INSOOK LEE. 2021. Wage Discrimination and Tax Progressivity. *The Singapore Economic Review* 88, 1-32. [[Crossref](#)]
55. Burkhard Heer, Stefan Rohrbacher. 2021. Endogenous longevity and optimal tax progressivity. *Journal of Health Economics* 79, 102515. [[Crossref](#)]
56. Joël Hellier. 2021. Globalization, Income Tax and the Redistribution-Progressivity Tradeoff. *Comparative Economic Studies* 63:3, 384-410. [[Crossref](#)]
57. Robert A. Agnew. 2021. Income Inequality and Taxation. *Mathematics Magazine* 94:4, 257-266. [[Crossref](#)]
58. Eren Gürer. 2021. Equity-efficiency implications of a European tax and transfer system. *Social Choice and Welfare* 57:2, 301-346. [[Crossref](#)]
59. George Economides, Anastasios Rizos. 2021. Optimal taxation: full-commitment versus time-consistent equilibrium. *Economic Change and Restructuring* 54:3, 717-753. [[Crossref](#)]
60. Katy Bergstrom, William Dodds. 2021. Optimal taxation with multiple dimensions of heterogeneity. *Journal of Public Economics* 200, 104442. [[Crossref](#)]
61. Arthur Benedict, Jackline Kinya Gitonga, Annette Serwaa Agyeman, Baffour Tutu Kyei. 2021. Financial determinants of SMEs performance. Evidence from Kenya leather industry. *Small Business International Review* 5:2, e389. [[Crossref](#)]
62. Grace Ofori-Abebrese, Samuel Tawiah Baidoo, Stephen Tetteh Olesu. 2021. Optimal tax rate for growth in Ghana: An empirical investigation. *Journal of Public Affairs* 21:2. . [[Crossref](#)]
63. Xavier Vence, Sugey de Jesus López Pérez. 2021. Taxation for a Circular Economy: New Instruments, Reforms, and Architectural Changes in the Fiscal System. *Sustainability* 13:8, 4581. [[Crossref](#)]

64. Miriam Gensowski, Mette Gørtz, Stefanie Schurer. 2021. Inequality in personality over the life cycle. *Journal of Economic Behavior & Organization* **184**, 46-77. [[Crossref](#)]
65. Spencer Bastani, Daniel Waldenström. 2021. Perceptions of Inherited Wealth and the Support for Inheritance Taxation. *Economica* **88**:350, 532-569. [[Crossref](#)]
66. Anita Rath. 2021. Structural breaks in the central government taxes in India, 1950-1951 to 2013-2014. *Indian Growth and Development Review* **14**:1, 1-34. [[Crossref](#)]
67. Katy Bergstrom, William Dodds. Optimal Taxation with Multiple Dimensions of Heterogeneity **68**, . [[Crossref](#)]
68. Robert T. Kudrle. 2021. Moves and countermoves in the digitization challenges to international taxation. *Technology in Society* **64**, 101453. [[Crossref](#)]
69. Jeremy Horpedahl. The Tax Code as an Emergent Phenomenon 103-110. [[Crossref](#)]
70. Richard Fast. 2021. Examining A Lump Sum Tax and Optimal Tax Theory. *SocioEconomic Challenges* **5**:4, 166-171. [[Crossref](#)]
71. David W. Rasmussen. 2021. The Height of Inequality: A Policy Perspective. *SSRN Electronic Journal* . [[Crossref](#)]
72. Chunyang Fu, Luitang Gong, Wenjian Li. 2021. Pareto Efficient Central Redistribution with Decentralized Redistribution. *SSRN Electronic Journal* **128**. . [[Crossref](#)]
73. Gideon Ihuarulam, Gbenga Sanusi, L.O. Oderinde. 2021. Macroeconomic determinants of tax revenue in economic community of West African states. *The European Journal of Applied Economics* **18**:2, 62-75. [[Crossref](#)]
74. Alexander Tarasov, Robertas Zubrickas. 2021. Optimal Income Taxation Under Monopolistic Competition. *SSRN Electronic Journal* **105**. . [[Crossref](#)]
75. Etienne Lehmann, Laurence Jacquet. 2021. How to Tax Different Incomes?. *SSRN Electronic Journal* **73**. . [[Crossref](#)]
76. Michael S. Mitsopoulos, Theodore Pelagidis. 2021. Labor Taxation: Insights from the World Economic Forum Survey. *SSRN Electronic Journal* **379**. . [[Crossref](#)]
77. Tristram Sainsbury, Robert Breunig. 2020. Tax planning in Australia's income tax system. *Agenda - A Journal of Policy Analysis and Reform* **27**:1, 59-83. [[Crossref](#)]
78. Tai-Sen He. 2020. The framing effect of tax-transfer systems. *Journal of the Economic Science Association* **6**:2, 213-225. [[Crossref](#)]
79. Emmanuel Ekow Asmah, Francis Kwaw Andoh, Edem Titriku. 2020. Trade misinvoicing effects on tax revenue in sub-Saharan Africa: The role of tax holidays and regulatory quality. *Annals of Public and Cooperative Economics* **91**:4, 649-672. [[Crossref](#)]
80. Isla Globus-Harris. 2020. Waiting Periods as a Screening Mechanism for Environmental Subsidies. *Journal of the Association of Environmental and Resource Economists* **7**:6, 1151-1180. [[Crossref](#)]
81. Maruf Rahman Maxim, Kerstin Zander. 2020. Green Tax Reform and Employment Double Dividend in Australia Should Australia Follow Europe's Footsteps? A CGE Analysis. *Margin: The Journal of Applied Economic Research* **14**:4, 454-472. [[Crossref](#)]
82. Saša Ranđelović, Marko Vladislavljević. 2020. Social Welfare Effects of Progressive Income Taxation under Increasing Inequality. *Prague Economic Papers* **29**:5, 575-599. [[Crossref](#)]
83. Dejene Mamo Bekana. 2020. Legitimising the illegitimate: a review of the libertarian accounts of taxation. *Journal of Public Finance and Public Choice* **35**:2, 237-253. [[Crossref](#)]
84. Bernhard Reinsberg, Thomas Stubbs, Alexander Kentikelenis. 2020. Taxing the People, Not Trade: the International Monetary Fund and the Structure of Taxation in Developing Countries. *Studies in Comparative International Development* **55**:3, 278-304. [[Crossref](#)]

85. Natalia Victorova, Natalia Pokrovskaya, Yevgeniy Yevstigneev. 2020. Reflection of digital transformation on tax burden. *IOP Conference Series: Materials Science and Engineering* **940**:1, 012037. [[Crossref](#)]
86. Spencer Bastani, Daniel Waldenström. 2020. HOW SHOULD CAPITAL BE TAXED?. *Journal of Economic Surveys* **34**:4, 812-846. [[Crossref](#)]
87. S.A. Filin, L.A. Chaikovskaya. 2020. Taxes in the digital economy and cyberphysical technology. *International Accounting* **23**:8, 940-958. [[Crossref](#)]
88. Ce Shang, Anh Ngo, Frank J. Chaloupka. 2020. The pass-through of alcohol excise taxes to prices in OECD countries. *The European Journal of Health Economics* **21**:6, 855-867. [[Crossref](#)]
89. Stéphane Gauthier, Robin Le Huérou-Kérisel. 2020. Incitations et Redistribution en France, 2010-2011. *Revue d'économie politique* **Vol. 130**:3, 345-371. [[Crossref](#)]
90. Vincent Lignon. 2020. Vers une allocation unique ?. *Revue économique* **Vol. 71**:4, 667-696. [[Crossref](#)]
91. Jaejoon Woo. 2020. Inequality, redistribution, and growth: new evidence on the trade-off between equality and efficiency. *Empirical Economics* **58**:6, 2667-2707. [[Crossref](#)]
92. Gianluca Grimalda, Alain Trannoy, Fernando Filgueira, Karl Ove Moene. 2020. Egalitarian redistribution in the era of hyper-globalization. *Review of Social Economy* **78**:2, 151-184. [[Crossref](#)]
93. George Economides, Apostolis Philippopoulos, Anastasios Rizos. 2020. Optimal tax policy under tax evasion. *International Tax and Public Finance* **27**:2, 339-362. [[Crossref](#)]
94. Pasquale Paziienza, Caterina De Lucia. 2020. For a new plastics economy in agriculture: Policy reflections on the EU strategy from a local perspective. *Journal of Cleaner Production* **253**, 119844. [[Crossref](#)]
95. Andreas Nicklisch, Fabian Paetzel. Need-Based Justice and Distribution Procedures: The Perspective of Economics 161-189. [[Crossref](#)]
96. George Abuselidze, Inga Gogitidze. 2020. Tax policy for business entities under the conditions of association with the European Union: features and optimization directions. *E3S Web of Conferences* **166**, 13013. [[Crossref](#)]
97. Paolo Guasoni, Gu Wang. 2020. Sharing Profits in the Sharing Economy. *SIAM Journal on Control and Optimization* **58**:6, 3559-3585. [[Crossref](#)]
98. Leonardo Madio, Martin Quinn. 2020. User-Generated Content, Strategic Moderation, and Advertising. *SSRN Electronic Journal* . [[Crossref](#)]
99. Miriam Gensowski, Mette Gørtz, Stefanie Schurer. 2020. Personality Dynamics over the Lifecourse. *SSRN Electronic Journal* . [[Crossref](#)]
100. Bas Jacobs, Alexandra V Rusu, Kevin Spiritus. 2020. Optimal Taxation of Capital Income with Heterogeneous Rates of Return. *SSRN Electronic Journal* . [[Crossref](#)]
101. Evgeniya Mikhailovna Popova, Irina Vitalevna Mezentseva. 2020. Tax incentives of China's investments in Zabaykalsky Krai: implementation of behavioral economic models. *Финансы и управление* :2, 69-84. [[Crossref](#)]
102. Winfried Koeniger, Carlo Zanella. 2020. Opportunity and Inequality Across Generations. *SSRN Electronic Journal* **128** . [[Crossref](#)]
103. Enrico Rubolino. 2020. Tax Enforcement, Public Spending and Tax Rates: Evidence From the Ghost Buildings Program. *SSRN Electronic Journal* **10** . [[Crossref](#)]
104. Mnaku Honest Maganya. 2020. Tax revenue and economic growth in developing country: an autoregressive distribution lags approach. *Central European Economic Journal* **7**:54, 205-217. [[Crossref](#)]
105. Nikolai Stähler. 2019. Who benefits from using property taxes to finance a labor tax wedge reduction?. *Journal of Housing Economics* **46**, 101634. [[Crossref](#)]
106. Michael P. Devereux. 2019. How Should Business Profit Be Taxed? Some Thoughts on Conceptual Developments During the Lifetime of the IFS \*. *Fiscal Studies* **40**:4, 591-619. [[Crossref](#)]

107. Serhan Cevik, Jan Gottschalk, Eric Hutton, Laura Jaramillo, Pooja Karnane, Mousse Sow. 2019. Structural transformation and tax efficiency. *International Finance* **22**:3, 341-379. [[Crossref](#)]
108. Sylwia Radomska. 2019. Optimal Policy for Investment in Human Capital in the Light of Optimal Tax Theory. *Studia i Materiały Wydziału Zarządzania UW* **2019**:1, 31-42. [[Crossref](#)]
109. Kent D. Daniel, Robert B. Litterman, Gernot Wagner. 2019. Declining CO 2 price paths. *Proceedings of the National Academy of Sciences* **116**:42, 20886-20891. [[Crossref](#)]
110. Van Kolpin. 2019. Apolitical SALT-free Tax Equilibria. *Mathematical Social Sciences* **101**, 99-103. [[Crossref](#)]
111. Erika Loučanová, Miriam Olšiaková. 2019. Supporting Ecological Innovation as a Factor for Economic Development. *Studia Universitatis „Vasile Goldis” Arad – Economics Series* **29**:3, 80-91. [[Crossref](#)]
112. Fabian ten Kate, Petros Milionis. 2019. Is capital taxation always harmful for economic growth?. *International Tax and Public Finance* **26**:4, 758-805. [[Crossref](#)]
113. Michal Horváth, Matúš Senaj, Zuzana Siebertová, Norbert Švarda, Jana Valachyová. 2019. The end of the flat tax experiment in Slovakia: An evaluation using behavioural microsimulation in a dynamic macroeconomic framework. *Economic Modelling* **80**, 171-184. [[Crossref](#)]
114. Hector Sala. 2019. A fresh look at fiscal redistribution and inequality in the US across electoral cycles. *Journal of Behavioral and Experimental Economics* **81**, 195-206. [[Crossref](#)]
115. Robin Boadway, Jean-Denis Garon, Louis Perrault. 2019. Optimal mixed taxation, credit constraints, and the timing of income tax reporting. *Journal of Public Economic Theory* **21**:4, 708-737. [[Crossref](#)]
116. Pierre Yared. 2019. Rising Government Debt: Causes and Solutions for a Decades-Old Trend. *Journal of Economic Perspectives* **33**:2, 115-140. [[Abstract](#)] [[View PDF article](#)] [[PDF with links](#)]
117. Hannu Tanninen, Matti Tuomala, Elina Tuominen. Inequality and Optimal Redistribution **72**, . [[Crossref](#)]
118. Sebastian Blesse, Philipp Doerrenberg, Anna Rauch. 2019. Higher taxes on less elastic goods? Evidence from German municipalities. *Regional Science and Urban Economics* **75**, 165-186. [[Crossref](#)]
119. Lei Delsen. Unconditional Basic Income and Welfare State Reform in Representative Democracies 1-27. [[Crossref](#)]
120. Nicholas Lawson. 2019. Taxing the job creators: Efficient taxation with bargaining in hierarchical firms. *Labour Economics* **56**, 1-25. [[Crossref](#)]
121. Anatolii LUTSYK, Nataliia SYNIUTKA. 2019. TAX INSTRUMENT OF FISCAL POLICY UNDER CONDITIONS OF DIGITALIZATION OF FISCAL SPACE. *WORLD OF FINANCE* :1(58), 87-97. [[Crossref](#)]
122. Marcela Rabatinová, Juraj Válek, Jana Kušnírová. Taxation System in Slovakia 207-224. [[Crossref](#)]
123. Alexey I. Kushnir, Robertas Zubrickas. 2019. Optimal Income Taxation with Endogenous Prices. *SSRN Electronic Journal* **136**. . [[Crossref](#)]
124. Matthew N. Murray, Langchuan Peng, Rudy Santore. 2018. How does inequality aversion affect inequality and redistribution?. *The Journal of Economic Inequality* **16**:4, 507-525. [[Crossref](#)]
125. Benoît Timmermans, Wouter M. J. Achten. 2018. From value-added tax to a damage and value-added tax partially based on life cycle assessment: principles and feasibility. *The International Journal of Life Cycle Assessment* **23**:11, 2217-2247. [[Crossref](#)]
126. Jörg Paetzold, Markus Tiefenbacher. 2018. Distributional and revenue effects of a tax shift from labor to property. *International Tax and Public Finance* **25**:5, 1215-1251. [[Crossref](#)]
127. Marc Fleurbaey, François Maniquet. 2018. Optimal Income Taxation Theory and Principles of Fairness. *Journal of Economic Literature* **56**:3, 1029-1079. [[Abstract](#)] [[View PDF article](#)] [[PDF with links](#)]
128. Donald Bruce, Langchuan Peng. 2018. Optimal taxation in the presence of income-dependent relative income effects. *Social Choice and Welfare* **51**:2, 313-335. [[Crossref](#)]



129. Radim Boháček, Michal Kejak. 2018. Optimal government policies in models with heterogeneous agents. *Journal of Economic Theory* **176**, 834-858. [[Crossref](#)]
130. Olesia Viietska. 2018. Modern trends in corporate income taxation: perspectives of the withdrawn capital tax. *Economy of Industry* **2**:82, 24-49. [[Crossref](#)]
131. James Alm. 2018. Is the Haig-Simons Standard Dead? The Uneasy Case for a Comprehensive Income Tax. *National Tax Journal* **71**:2, 379-398. [[Crossref](#)]
132. C. Gizem Korpeoglu, Stephen E. Spear. 2018. A theory of managerial compensation and taxation with endogenous risk. *Economic Theory Bulletin* **6**:1, 81-100. [[Crossref](#)]
133. Harvey Cutler, Martin Shields, Stephen Davies. 2018. Can State Tax Policy Increase Economic Activity and Reduce Inequality?. *Growth and Change* **49**:1, 142-164. [[Crossref](#)]
134. András Simonovits. Introduction 1-23. [[Crossref](#)]
135. Mikayla Novak. Taxation and Expenditure Policies 85-118. [[Crossref](#)]
136. Minyue Jin, Xiao Shi, Ali Emrouznejad, Feng Yang. 2018. Determining the optimal carbon tax rate based on data envelopment analysis. *Journal of Cleaner Production* **172**, 900-908. [[Crossref](#)]
137. Jang-Ting Guo, Alan Krause. 2018. Changing social preferences and optimal redistributive taxation. *Oxford Economic Papers* **70**:1, 73-92. [[Crossref](#)]
138. Michael Sattinger. 2018. Double limit analysis of optimal personal income taxation. *Oxford Economic Papers* **70**:1, 93-113. [[Crossref](#)]
139. Pierre Yared. 2018. Rising Government Debt and What to Do About it. *SSRN Electronic Journal* **56**. . [[Crossref](#)]
140. Sebastian Blesse, Philipp Doerrenberg, Anna Rauch. 2018. Higher Taxes on Less Elastic Goods? Evidence from German Municipalities. *SSRN Electronic Journal* **13**. . [[Crossref](#)]
141. Paolo Guasoni, Gu Wang. 2018. Sharing Profits in the Sharing Economy. *SSRN Electronic Journal* . [[Crossref](#)]
142. Musab Kurnaz. 2018. Optimal Taxation of Families: Mirrlees Meets Becker. *SSRN Electronic Journal* . [[Crossref](#)]
143. Christian Pfister. 2018. Fiscalité de l'Épargne et Choix de Portefeuille des Ménages Français (Taxation of Savings and Portfolio Choices of French Households). *SSRN Electronic Journal* . [[Crossref](#)]
144. Christian Pfister. 2018. Fiscalité de l'épargne et choix de portefeuille des ménages français. *Revue d'économie financière* **131**:3, 61. [[Crossref](#)]
145. Branimir Kalaš, Vera Mirović, Jelena Andrašić. 2018. Empirical analysis of value added tax and inflation rate: Tuckey's HSD test in selected Western Balkan countries. *Ekonomika* **64**:2, 99-109. [[Crossref](#)]
146. Branimir Kalaš, Vera Mirović, Jelena Andrašić. 2017. Estimating the Impact of Taxes on the Economic Growth in the United States. *Economic Themes* **55**:4, 481-499. [[Crossref](#)]
147. Laurence Ales, Antonio Andrés Bellofatto, Jessie Jiaxu Wang. 2017. Taxing Atlas: Executive compensation, firm size, and their impact on optimal top income tax rates. *Review of Economic Dynamics* **26**, 62-90. [[Crossref](#)]
148. Begoña Domínguez, Zhigang Feng. 2017. AN EVALUATION OF CONSTITUTIONAL CONSTRAINTS ON CAPITAL TAXATION. *Macroeconomic Dynamics* **21**:7, 1519-1544. [[Crossref](#)]
149. Nico Pestel, Eric Sommer. 2017. Shifting Taxes from Labor to Consumption: More Employment and more Inequality?. *Review of Income and Wealth* **63**:3, 542-563. [[Crossref](#)]
150. Paulo Murilo Castro de Oliveira. 2017. Rich or poor: Who should pay higher tax rates?. *EPL (Europhysics Letters)* **119**:4, 40007. [[Crossref](#)]
151. David L. Sjoquist. 2017. Taxation and Migration. *National Tax Journal* **70**:2, 495-504. [[Crossref](#)]
152. James Alm. 2017. Is Economics Useful for Public Policy?. *Southern Economic Journal* **83**:4, 835-854. [[Crossref](#)]

153. Yunmin Chen, Brian Chi-ang Lin, John E. Anderson. Environmental Sustainability and the Greened Samuelson Rule 95-110. [[Crossref](#)]
154. Christiane Gross, Kerstin Lorek, Friedemann Richter. 2017. Attitudes towards inheritance taxation – results from a survey experiment. *The Journal of Economic Inequality* 15:1, 93-112. [[Crossref](#)]
155. Marzia Bisi. 2017. Some kinetic models for a market economy. *Bollettino dell'Unione Matematica Italiana* 10:1, 143-158. [[Crossref](#)]
156. Noemi Schmitt, Jan Tuinstra, Frank Westerhoff. 2017. Side effects of nonlinear profit taxes in an evolutionary market entry model: Abrupt changes, coexisting attractors and hysteresis problems. *Journal of Economic Behavior & Organization* 135, 15-38. [[Crossref](#)]
157. Michael Mitsopoulos. Overtaxation of Private Sector Salaried Employment as a Key Impediment to the Recovery of Greece 289-336. [[Crossref](#)]
158. Eduardo Ramirez-Llanos, Sonia Martinez. 2017. Distributed and Robust Fair Optimization Applied to Virus Diffusion Control. *IEEE Transactions on Network Science and Engineering* 4:1, 41-54. [[Crossref](#)]
159. Bas Jacobs. 2017. Why Is the Long-Run Tax on Capital Income Zero? Explaining the Chamley-Judd Result. *SSRN Electronic Journal* . [[Crossref](#)]
160. Olympia Bover, Jose Maria Casado, Esteban Garcca-Miralles, J. Maria Labeaga Azcona, Roberto Ramos Magdaleno. 2017. Microsimulation Tools for the Evaluation of Fiscal Policy Reforms at the Banco De Espaaa. *SSRN Electronic Journal* . [[Crossref](#)]
161. Carina Neisser. 2017. The Elasticity of Taxable Income: A Meta-Regression Analysis. *SSRN Electronic Journal* . [[Crossref](#)]
162. André Lemelin, Luc Savard. 2017. Réforme fiscale : quel rôle pour les modèles d'équilibre général calculable?. *L'Actualité économique* 93:3, 367-403. [[Crossref](#)]
163. Achim Kemmerling. 2016. Left without choice? Economic ideas, frames and the party politics of value-added taxation. *Socio-Economic Review* 37, mww034. [[Crossref](#)]
164. Jason Huang, Juan Rios. 2016. Optimal tax mix with income tax non-compliance. *Journal of Public Economics* 144, 52-63. [[Crossref](#)]
165. Helmuth Cremer, Jean-Marie Lozachmeur, Dario Maldonado, Kerstin Roeder. 2016. Household bargaining and the design of couples' income taxation. *European Economic Review* 89, 454-470. [[Crossref](#)]
166. Gerhard Kempkes, Nikolai Stähler. 2016. A One-Off Wealth Levy? Assessing the Pros and Cons and the Importance of Credibility\*. *Fiscal Studies* 37:3-4, 821-849. [[Crossref](#)]
167. Philippe Mueller. 2016. Comment on: "Income Inequality and Asset Prices under Redistributive Taxation" by L'uboš Pástor and Pietro Veronesi. *Journal of Monetary Economics* 81, 21-24. [[Crossref](#)]
168. Yunmin Chen, Brian Chi-ang Lin, John E. Anderson. 2016. ENVIRONMENTAL SUSTAINABILITY AND THE GREENED SAMUELSON RULE. *Journal of Economic Surveys* 30:3, 482-496. [[Crossref](#)]
169. Thomas Koch, Javier Birchenall. 2016. Taking versus taxing: an analysis of conscription in a private information economy. *Public Choice* 167:3-4, 177-199. [[Crossref](#)]
170. Begoña Domínguez, Zhigang Feng. 2016. The Time-Inconsistency Problem of Labor Taxes and Constitutional Constraints. *Dynamic Games and Applications* 6:2, 225-242. [[Crossref](#)]
171. Sebastian Findeisen, Dominik Sachs. 2016. Education and optimal dynamic taxation: The role of income-contingent student loans. *Journal of Public Economics* 138, 1-21. [[Crossref](#)]
172. Ximena Valentina Echenique Romero. 2016. La construcción de una política tributaria progresiva en México. *Economía Informa* 398, 75-88. [[Crossref](#)]
173. Felix J. Bierbrauer. 2016. Effizienz oder Gerechtigkeit?. *Perspektiven der Wirtschaftspolitik* 17:1, 2-24. [[Crossref](#)]
174. Floris T. Zoutman, Bas Jacobs. 2016. Optimal redistribution and monitoring of labor supply. *Journal of Public Economics* 135, 15-31. [[Crossref](#)]



175. PIERO GOTTARDI, ATSUSHI KAJII, TOMOYUKI NAKAJIMA. 2016. Constrained Inefficiency and Optimal Taxation with Uninsurable Risks. *Journal of Public Economic Theory* **18**:1, 1-28. [[Crossref](#)]
176. A. Woodland. Taxation, Pensions, and Demographic Change 713-780. [[Crossref](#)]
177. Yoichi Tsuchiya. 2016. Dynamic Laffer curves, population growth and public debt overhangs. *International Review of Economics & Finance* **41**, 40-52. [[Crossref](#)]
178. Richard Barwell. Objectives 293-327. [[Crossref](#)]
179. C. Gizem Korpeoglu, Stephen Spear. 2016. A Theory of Managerial Compensation and Taxation with Endogenous Risk. *SSRN Electronic Journal* . [[Crossref](#)]
180. Juergen Noll, Katharina Schnell, Stefan Zdravkovic. 2016. Tax and Ethics: A Panoramic View. *SSRN Electronic Journal* . [[Crossref](#)]
181. Ray C. Fair. 2016. The Optimal Distribution of Income Revisited. *SSRN Electronic Journal* . [[Crossref](#)]
182. Floris T. Zoutman, Bas Jacobs, Egbert L.W. Jongen. 2016. Redistributive Politics and the Tyranny of the Middle Class. *SSRN Electronic Journal* . [[Crossref](#)]
183. Stefan Bach. 2016. Erbschaftsteuer, Vermögensteuer oder Kapitaleinkommensteuer: Wie sollen hohe Vermögen stärker besteuert werden? (Inheritance Tax, Wealth Tax or Capital Income Tax). *SSRN Electronic Journal* . [[Crossref](#)]
184. Simon James. The Difficulties of Achieving Successful Tax Reform 30-47. [[Crossref](#)]
185. Erwin Ooghe, Andreas Peichl. 2015. Fair and Efficient Taxation under Partial Control. *The Economic Journal* **125**:589, 2024-2051. [[Crossref](#)]
186. Tomer Blumkin, Efraim Sadka, Yotam Shem-Tov. 2015. International tax competition: zero tax rate at the top re-established. *International Tax and Public Finance* **22**:5, 760-776. [[Crossref](#)]
187. . Economic Phenomena 111-142. [[Crossref](#)]
188. Guillaume Allègre. 2015. Pourquoi les économistes sont-ils en désaccord ? Faits, valeurs et paradigmes. *Revue de l'OFCE* N° **139**:3, 197-224. [[Crossref](#)]
189. P. Jean-Jacques Herings, Arkadi Predtetchinski. 2015. Procedural fairness and redistributive proportional tax. *Economic Theory* **59**:2, 333-354. [[Crossref](#)]
190. David A. Weisbach. 2015. Distributionally Weighted Cost-Benefit Analysis: Welfare Economics Meets Organizational Design. *Journal of Legal Analysis* **7**:1, 151-182. [[Crossref](#)]
191. Georgia Kaplanoglou, Vassilis T. Rapanos, Ioanna C. Bardakas. 2015. Does Fairness Matter for the Success of Fiscal Consolidation?. *Kyklos* **68**:2, 197-219. [[Crossref](#)]
192. Chengjian Li, Jinlu Li, Shuanglin Lin. 2015. Optimal Income Tax for China. *Pacific Economic Review* **20**:2, 243-267. [[Crossref](#)]
193. Enrico Colombatto. 2015. An alternative to the Laffer curve: Theory and consequences. *The Review of Austrian Economics* **28**:1, 75-92. [[Crossref](#)]
194. Ottmar Edenhofer, Michael Jakob, Felix Creutzig, Christian Flachsland, Sabine Fuss, Martin Kowarsch, Kai Lessmann, Linus Mattauch, Jan Siegmeier, Jan Christoph Steckel. 2015. Closing the emission price gap. *Global Environmental Change* **31**, 132-143. [[Crossref](#)]
195. Iveta Hajdúchová, Mariana Sedláčiková, Igor Vizlai. 2015. Value-added Tax Impact on the State Budget Expenditures and Incomes. *Procedia Economics and Finance* **34**, 676-681. [[Crossref](#)]
196. John H. Cochrane. 2015. A New Structure for U.S. Federal Debt. *SSRN Electronic Journal* . [[Crossref](#)]
197. Nicholas Lawson. 2015. Taxing the Job Creators: Efficient Progressive Taxation with Wage Bargaining. *SSRN Electronic Journal* . [[Crossref](#)]
198. Nico Pestel, Eric Sommer. 2015. Shifting Taxes from Labor to Consumption: More Employment and More Inequality. *SSRN Electronic Journal* . [[Crossref](#)]

199. Laurence Ales, Andres Antonio Bellofatto, Jessie Jiaxu Wang. 2015. Taxing Atlas: Executive Compensation, Firm Size and Their Impact on Optimal Top Income Tax Rates. *SSRN Electronic Journal* 18. . [[Crossref](#)]
200. Bettina Brrggemann, Jinhyuk Yoo. 2015. Aggregate and Distributional Effects of Increasing Taxes on Top Income Earners. *SSRN Electronic Journal* . [[Crossref](#)]
201. Jörg Paetzold, Hannes Winner. Ungerechtigkeit mit System 117-129. [[Crossref](#)]
202. Thomas Giebe, Paul Schweinzer. 2014. Consuming your way to efficiency: Public goods provision through non-distortionary tax lotteries. *European Journal of Political Economy* 36, 1-12. [[Crossref](#)]
203. Steven Pressman. 2014. A Tax Reform That Falls Flat. *Challenge* 57:4, 82-102. [[Crossref](#)]
204. Raphaël Franck, Noel D. Johnson, John V.C. Nye. 2014. From internal taxes to national regulation: Evidence from a French wine tax reform at the turn of the twentieth century. *Explorations in Economic History* 51, 77-93. [[Crossref](#)]
205. Mohammad Ashraf. Financing of Formal Social Safety Nets 139-164. [[Crossref](#)]
206. Troy J. Scott. 2014. The Economic Efficiency of Progressive Taxation. *SSRN Electronic Journal* . [[Crossref](#)]
207. Wellington Garikai Bonga, Netsai Lizzy Dhoro, Fungayi Mawire-Van Strien. 2014. Tax Elasticity, Buoyancy and Stability in Zimbabwe. *SSRN Electronic Journal* . [[Crossref](#)]
208. David J. Hebert. 2014. Mico-Level Catalactic Public Finance. *SSRN Electronic Journal* . [[Crossref](#)]
209. Gabriel Martinez. 2014. Los Acertijos de la Reforma Fiscal y sus Motivaciones (The Puzzles of Mexican Tax Reform and Its Motives). *SSRN Electronic Journal* . [[Crossref](#)]
210. Piero Gottardi, Atsushi Kajii, Tomoyuki Nakajima. 2014. Constrained Inefficiency and Optimal Taxation with Uninsurable Risks. *SSRN Electronic Journal* . [[Crossref](#)]
211. Ioanna Bardakas, Georgia Kaplanoglou, Vassilis T. Rapanos. 2014. Does Fairness Matter for the Success of Fiscal Consolidation?. *SSRN Electronic Journal* 22. . [[Crossref](#)]
212. Aron Kiss. 2013. The optimal top marginal tax rate: Application to Hungary. *European Journal of Government and Economics* 2:2, 100. [[Crossref](#)]
213. SPENCER BASTANI, SÖREN BLOMQUIST, LUCA MICHELETTO. 2013. THE WELFARE GAINS OF AGE-RELATED OPTIMAL INCOME TAXATION. *International Economic Review* 54:4, 1219-1249. [[Crossref](#)]
214. John W. Diamond, George R. Zodrow. 2013. Promoting Growth, Maintaining Progressivity, and Dealing with the Fiscal Crisis. *Public Finance Review* 41:6, 852-884. [[Crossref](#)]
215. Casey Rothschild, Florian Scheuer. 2013. Redistributive Taxation in the Roy Model\*. *The Quarterly Journal of Economics* 128:2, 623-668. [[Crossref](#)]
216. Kazunobu Muro. 2013. Optimal labor income taxation in a two-sector dynamic general equilibrium model. *International Review of Economics* 60:1, 21-48. [[Crossref](#)]
217. Daniel Kuehn. The BIG as a Helicopter Drop “with Austrian Characteristics” 65-79. [[Crossref](#)]
218. Georgia Kaplanoglou, Vassilis T. Rapanos, Ioanna Bardakas. 2013. Does Fairness Matter for the Success of Fiscal Consolidation?. *SSRN Electronic Journal* . [[Crossref](#)]
219. Matthew Weinzierl. 2013. The Promise of Positive Optimal Taxation. *SSRN Electronic Journal* 68. . [[Crossref](#)]
220. David J. Hebert, Richard E. Wagner. 2013. Taxation as a Quasi-Market Process: Explanation, Exhortation, and the Choice of Analytical Windows. *SSRN Electronic Journal* . [[Crossref](#)]
221. Erwin Ooghe, Andreas Peichl. 2013. Fair and Efficient Taxation Under Partial Control. *SSRN Electronic Journal* . [[Crossref](#)]
222. Bas Jacobs, Dirk Schindler. 2012. On the desirability of taxing capital income in optimal social insurance. *Journal of Public Economics* 96:9-10, 853-868. [[Crossref](#)]

223. Calum M. Carmichael. 2012. Dispensing Charity: The Deficiencies of an All-or-Nothing Fiscal Concept. *VOLUNTAS: International Journal of Voluntary and Nonprofit Organizations* **23**:2, 392-414. [[Crossref](#)]
224. Raphael Franck, Noel D. Johnson, John V. Nye. 2012. From Internal Taxes to National Regulation: Evidence from a French Wine Tax Reform at the turn of the Twentieth Century. *SSRN Electronic Journal* . [[Crossref](#)]
225. Matthew Weinzierl. 2012. Why do we Redistribute so Much but Tax so Little? The Principle of Equal Sacrifice and Optimal Taxation. *SSRN Electronic Journal* **68**. . [[Crossref](#)]
226. Begoña Dominguez, Zhigang Feng. 2012. The Effect of Capital Taxation on Capital Accumulation and Welfare. *SSRN Electronic Journal* . [[Crossref](#)]
227. Kazunobu Muro. 2012. Country-Specific Dynamic Optimal Capital Income Tax Rate. *Theoretical Economics Letters* **02**:03, 252-257. [[Crossref](#)]
228. Étienne Farvaque, Martial Foucault, Marcelin Joanis. 2012. Les règles budgétaires dans les provinces canadiennes : nomenclatures et éléments d'analyse. *L'Actualité économique* **88**:3, 281-315. [[Crossref](#)]
229. Peter Diamond,, Emmanuel Saez. 2011. The Case for a Progressive Tax: From Basic Research to Policy Recommendation. *Journal of Economic Perspectives* **25**:4, 165-190. [[Abstract](#)] [[View PDF article](#)] [[PDF with links](#)]
230. Ravi Kanbur, Matti Tuomala. 2011. Charitable conservatism, poverty radicalism and inequality aversion. *The Journal of Economic Inequality* **9**:3, 417-431. [[Crossref](#)]
231. Laurent Simula. Fiscalité optimale : de la théorie à la pratique 25-30. [[Crossref](#)]
232. Thomas Giebe, Paul Schweinzer. 2011. Consuming Your Way to Efficiency. *SSRN Electronic Journal* . [[Crossref](#)]
233. P. Jean-Jacques Herings, Arkadi Predtetchinski. 2011. Procedurally Fair Taxation. *SSRN Electronic Journal* . [[Crossref](#)]
234. Sebastian Findeisen, Dominik Sachs. 2011. Education and Optimal Dynamic Taxation. *SSRN Electronic Journal* . [[Crossref](#)]
235. Konstantinos Angelopoulos, James R. Malley, Apostolis Philippopoulos. 2011. Time-consistent fiscal policy under heterogeneity: conflicting or common interests?. *SSRN Electronic Journal* **142**. . [[Crossref](#)]
236. Benjamin Schoefer. 2010. Regulation and taxation: A complementarity. *Journal of Comparative Economics* **38**:4, 381-394. [[Crossref](#)]
237. Erwin Ooghe, Andreas Peichl. 2010. Fair and Efficient Taxation under Partial Control: Theory and Evidence. *SSRN Electronic Journal* . [[Crossref](#)]