

Forty Years of Oil Price Fluctuations: Why the Price of Oil May Still Surprise Us

Christiane Baumeister and Lutz Kilian

It has been 40 years since the oil crisis in 1973/74, which also coincided with the emergence of a new regime in the global market for crude oil, in which oil prices have been largely free to fluctuate in response to the forces of supply and demand (Dvir and Rogoff 2010; Alquist, Kilian, and Vigfusson 2013). The crisis arose when the price of imported oil nearly quadrupled over the course of a quarter, forcing substantial adjustments in oil-consuming countries. To make matters worse, some governments in industrialized countries responded by imposing ceilings on the price of domestically produced crude oil and on the price of refined oil products such as gasoline, causing gasoline shortages and long lines at gas stations. In addition, many governments introduced speed limits, banned automobile traffic on Sundays, or limited retail gasoline purchases (for example, Ramey and Vine 2011). Hence, pictures of long lines at gas stations and empty highways have shaped the collective memory of the 1973/74 oil crisis, even though in reality neither phenomenon was an inevitable consequence of the underlying rise in the price of crude oil.

Although sharp oil price increases had occurred at irregular intervals throughout the post-World War II period, as documented in Hamilton (1983, 1985), none of

■ *Christiane Baumeister is Assistant Professor of Economics at the University of Notre Dame, Notre Dame, Indiana, and Research Affiliate at the Centre of Economic Policy Research, London, United Kingdom. Lutz Kilian is Professor of Economics at the University of Michigan, Ann Arbor, Michigan, and Research Fellow at the Centre of Economic Policy Research, London, United Kingdom. Their email addresses are cjsbaumeister@gmail.com and lkilian@umich.edu.*

† For supplementary materials such as appendices, datasets, and author disclosure statements, see the article page at <http://dx.doi.org/10.1257/jep.30.1.139>

doi=10.1257/jep.30.1.139

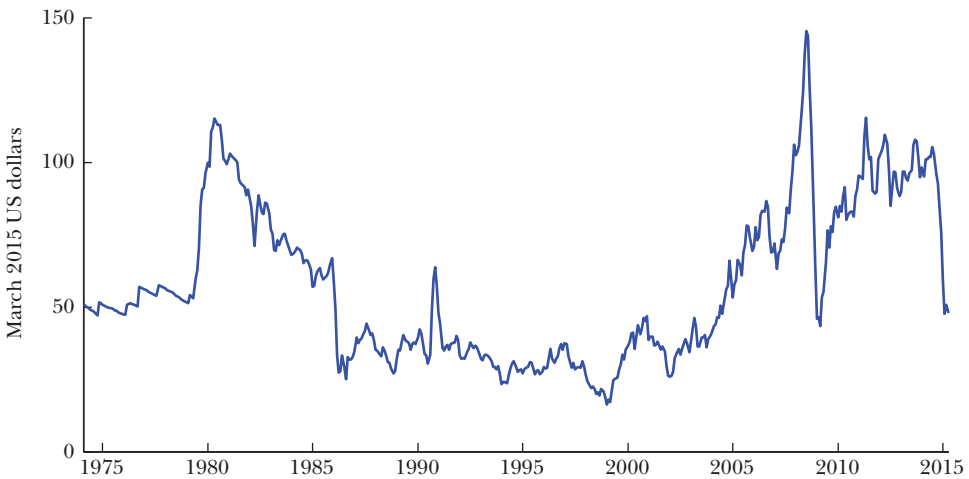
these increases was comparable in magnitude to the increase in the price of oil in the last quarter of 1973. In fact, prior to 1973, the US price of oil had been regulated by government agencies, resulting in extended periods of constant oil prices, interrupted only by infrequent adjustments, which tended to coincide with exogenous oil supply disruptions in the Middle East. This policy resulted in occasional sharp spikes in the growth rate of the inflation-adjusted price of crude oil.

The US system of oil price regulation came to an end starting in the early 1970s, when the United States no longer had any spare capacity in domestic oil production to satisfy its growing domestic demand for oil and became increasingly dependent on oil imports from the Middle East, the price of which could not be regulated domestically (Yergin 1992). When the price of imported crude oil quadrupled in 1973/74, imposing lower ceilings on the price of domestically produced crude oil soon proved impractical. The price of oil as measured per barrel of the West Texas Intermediate (WTI) benchmark—a particular grade of light and sweet crude oil commonly traded in the United States—rose from \$4.31 per barrel in September 1973 to \$10.11 in January 1974. Although the last vestiges of the regulation of the price of domestic crude oil in the United States persisted until the early 1980s, for all practical purposes, there was a structural break in the time series process governing the WTI price of crude oil in early 1974, with the real price of oil fluctuating in response to supply and demand shocks much like other real industrial commodity prices. It is this modern era of oil markets that our discussion focuses on.

Figure 1 plots the real price of oil (expressed in March 2015 dollars) starting in January 1974. It shows substantial fluctuations in the real price of oil in recent decades with no obvious long-run trend. The literature has identified a number of potential determinants of oil price fluctuations, including: 1) shocks to global crude oil production arising from political events in oil-producing countries, the discovery of new fields, and improvements in the technology of extracting crude oil; 2) shocks to the demand for crude oil associated with unexpected changes in the global business cycle; and 3) shocks to the demand for above-ground oil inventories, reflecting shifts in expectations about future shortfalls of supply relative to demand in the global oil market.

In this article, we review the causes of the major oil price fluctuations since 1973/74, episode by episode. Although economists have made great strides in recent years in understanding the oil price fluctuations in Figure 1 with the benefit of hindsight, some of the variation in the price of oil over the last 40 years was clearly unexpected at the time. We discuss alternative measures of oil price expectations employed by central banks, by economists, and by households as well as measures of financial market expectations of the price of oil. Although some oil price expectations measures can be shown to be systematically more accurate than others, all oil price expectations are subject to error. The reason is that even if we understand the determinants of the price of oil, predicting these determinants can be very difficult in practice. We discuss in the context of concrete examples why it is so difficult to predict the determinants of the price of oil.

Figure 1

Inflation-Adjusted WTI Price of Crude Oil, 1974.1–2015.3

Source: US Energy Information Administration.

Note: The West Texas Intermediate (WTI) oil price series has been deflated with the seasonally adjusted US consumer price index for all urban consumers.

The gap between the price of oil that was expected and its eventual outcome represents an oil price “shock.” Such surprise changes in the price of oil have been considered important in modeling macroeconomic outcomes in particular. We demonstrate how much the timing and magnitude of oil price shocks may change with the definition of the oil price expectations measure. We make the case that the oil price expectations measure required for understanding economic decisions need not be the most accurate measure in a statistical sense, and we illustrate that the same change in oil prices may be perceived quite differently by households, policymakers, financial markets, and economists, depending on how they form expectations. This insight has potentially important implications for understanding and modeling the transmission of oil price shocks.

Historical Episodes of Major Fluctuations in the Real Price of Oil

The literature on the causes of oil price fluctuations has evolved substantially since the early 1980s. Initially, all major oil price fluctuations were thought to reflect disruptions of the flow of global oil production associated with exogenous political events such as wars and revolutions in OPEC member countries (for example, Hamilton 2003).¹ Subsequent research has shown that this explanation is only one

¹ OPEC refers to Organization of Petroleum Exporting Countries, which was founded in 1960.

among many, and not as important as originally thought. In fact, most major oil price fluctuations dating back to 1973 are largely explained by shifts in the demand for crude oil (for example, Barsky and Kilian 2002, 2004; Kilian 2009a; Kilian and Murphy 2012, 2014; Bodenstein, Guerrieri, and Kilian 2012; Lippi and Nobili 2012; Baumeister and Peersman 2013; Kilian and Hicks 2013; Kilian and Lee 2014).² By far the most important determinant of the demand for oil has been shifts in the flow (or consumption) demand for oil associated with the global business cycle. As the global economy expands, so does demand for industrial raw materials including crude oil, putting upward pressure on the price of oil. At times there also have been important shifts in the demand for stocks (or inventories) of crude oil, reflecting changes to oil price expectations. Such purchases are not made because the oil is needed immediately in the production of refined products such as gasoline or heating oil, but to guard against future shortages in the oil market. Historically, inventory demand has been high in times of geopolitical tension in the Middle East, low spare capacity in oil production, and strong expected global economic growth.

The 1973/74 Oil Crisis

At first sight, the oil price shock of 1973/74 has the appearance of a negative shock to the supply of crude oil in that the quantity of crude oil produced fell in the last quarter of 1973 and the price of oil increased, consistent with a shift of the supply curve to the left along the demand curve. Indeed, this is the traditional explanation for this oil price increase advanced by Hamilton (2003). It is common to refer to the war between Israel and a coalition of Arab countries that took place between October 6 and 26, 1973, as the cause of this supply shock. This explanation may conjure up images of burning oil fields, but actually there was no fighting in any of the Arab oil-producing countries in 1973 and no oil production facilities were destroyed. Instead, this war took place in Israel, Egypt, and Syria. None of these countries was a major oil producer or a member of OPEC, for that matter. Thus, the disruption of the flow of oil production that took place in the last quarter of 1973 was not a direct effect of the war. Rather, Arab OPEC countries deliberately cut their oil production by 5 percent starting on October 16, 1973, ten days into the Arab–Israeli War, while raising the posted price of their oil, followed by the announcement of an additional 25 percent production cut on November 5, ten days after the war had ended.

Hamilton (2003) attributes the Arab oil production cuts in October and November 1973 entirely to the Arab oil embargo against selected Western countries, which lasted from October 1973 to March 1974, interpreting this oil embargo as an extension of the military conflict by other means rather than an endogenous response to economic conditions. There is, however, an alternative interpretation of the same data that does not rely on the war as an explanation. Barsky and

² In related work, Carter, Rausser, and Smith (2011) conclude that similar results hold for commodity prices more generally, noting that commodity price booms over the last four decades have been preceded by unusually high economic growth.

Kilian (2002) draw attention to the fact that in early 1973 the price of crude oil received by Middle Eastern oil producers was effectively fixed as a result of the 1971 Tehran/Tripoli agreements between oil companies and governments of oil producing countries in the Middle East. These five-year agreements set the price of oil received by the host government for each barrel of oil extracted in exchange for assurances that the government would allow foreign oil companies to extract as much oil as they saw fit (Seymour 1980, p. 80). When global demand for oil accelerated in 1972–73, reflecting a worldwide economic boom, many Middle Eastern countries were operating close to capacity already and unable to increase oil output; whereas others, notably Saudi Arabia and Kuwait, had the spare capacity to increase their output, and allowed their oil production to be increased, albeit reluctantly. This reluctance can be attributed to the fact that the posted price agreed upon in 1971 might have been reasonable at the time, but was quickly eroded in real terms as a result of a depreciating US dollar and rising US inflation. This development caused increasing Arab opposition to the Tehran/Tripoli agreements that intensified in March of 1973 and culminated in the repudiation of the agreements on October 10, 1973, with oil producers deciding to produce less oil at higher prices.

This reaction makes economic sense even in the absence of any monopoly power by oil producers. Under this interpretation, a substantial fraction of the observed decline in Arab oil output in late 1973 was simply a reversal of an unusual increase in Saudi and Kuwaiti oil production that had occurred earlier that year in fulfillment of the Tehran/Tripoli agreements. Moreover, the decision to reduce oil production and the objective of raising the oil price was clearly motivated by the cumulative effects of the dollar devaluation, unanticipated US inflation, and high demand for oil fueled by strong economic growth, making this oil price increase endogenous with respect to global macroeconomic conditions.³

There is, of course, no reason to expect the price of oil charged by Arab oil producers as of January 1974 to be the equilibrium price necessarily. This price was set on the basis of negotiations among oil producers, not by the market. There is evidence, however, that the negotiated price was in fact close to the equilibrium value. A good indication of the shadow price of crude oil is provided by the steady increase in commonly used indices of non-oil industrial commodity prices between November 1971 and February 1974. In the absence of contractual constraints, one would have expected the price of oil to grow at a similar rate in response to increased global demand. Kilian (2009b), shows that non-oil industrial commodity prices over this period increased by 75 percent as much as the price of crude oil (with some individual commodity prices quadrupling, not unlike the price of oil), suggesting that at most 25 percent of the oil price increase of 1973/74 was caused

³ A detailed analysis in Kilian (2008a) shows that the observed changes in the price of oil and in the quantity of oil produced in the Middle East over the course of the year 1973 is consistent with this interpretation. Notably, only Kuwait and Saudi Arabia reduced their oil output in October 1973 and only to the extent required to return to normal levels of oil production, suggesting that the war was immaterial as a motive for the October production cut.

by exogenous oil supply shocks. This evidence suggests that much of the oil crisis of 1973/74 actually was driven by increased demand for oil rather than reductions in oil supply. This conclusion is also consistent with the predictions of regressions of changes in the price of oil on direct measures of exogenous OPEC oil supply shocks (see Kilian 2008a). These regressions suggest that it is difficult to explain more than 25 percent of the 1973 oil price increase based on exogenous OPEC supply shocks.

The 1979/80 Oil Crises

The oil crisis of 1973/74 was followed by a second major oil crisis in 1979/80, when the price of West Texas Intermediate crude oil rose from less than \$15 per barrel in September 1978 to almost \$40 in April 1980. As in 1973/74, governments responded to rising oil prices by rationing gasoline and enforcing price controls, causing the recurrence of long lines at gas stations. The traditional view, expressed in Hamilton (2003), has been that this surge in the price of oil was caused by the reduction in Iranian oil production following the Iranian Revolution. As noted in Barsky and Kilian (2002), the timing of events casts doubt on this interpretation. The Iranian Revolution started gradually in late 1978, culminating in the departure of the Shah of Iran in January 1979 and the arrival of Ayatollah Khomeini in February 1979. The biggest Iranian production shortfalls occurred in January and February 1979. Iranian oil production started recovering in March. Given increased oil production in Saudi Arabia in direct response to the Iranian Revolution, the shortfall of OPEC oil output in January 1979 was 8 percent relative to September 1978. By April, the shortfall of OPEC output was zero percent. The price of oil did not increase substantially before May 1979. Even in April 1979, the WTI oil price was still under \$16 per barrel (up about \$1 from \$14.85 prior to the Iranian Revolution), yet within a year the WTI price would reach a peak level of \$40 per barrel in April 1980. The same pattern is also found in oil price series not regulated by the government, such as the US refiners' acquisition cost of crude oil imports. It is not clear why the effect of an oil supply shock on the price of oil would be delayed for so long. Thus, the timing of this oil supply shock makes it an unlikely candidate for explaining the 1979 oil price increase.

As stressed in Kilian and Murphy (2014), this does not mean that the Iranian Revolution did not matter for the price of oil, but that it mattered because it affected oil price expectations rather than because it affected the flow of oil production. Empirical oil market models that allow for both oil demand and oil supply shocks to affect the price of oil confirm that oil supply shocks played a minor role for the 1979 oil price increase, but suggest that about one-third of the cumulative price increase was associated with increased inventory demand in anticipation of future oil shortages, presumably reflecting geopolitical tensions between the United States and Iran and between Iran and its neighbors, but also expectations of high future demand for oil from a booming global economy. This evidence of rising inventory demand starting in May 1979 is also consistent with anecdotal evidence from oil market participants (for example, Yergin 1992). The remaining two-thirds of the cumulative oil price increase in 1979 are explained by the cumulative effects of flow demand shocks

triggered by an unexpectedly strong global economy, not unlike during the first oil crisis (for example, Kilian 2009a; Kilian and Murphy 2014).

The 1980s and 1990s

Hamilton (2003) also identifies a large exogenous oil supply disruption associated with the outbreak of the Iran–Iraq War, which lasted from 1980 until 1988. In late September 1980, Iraq invaded Iran, causing the destruction of Iranian oil facilities and disrupting oil exports from both Iran and Iraq. This event was followed by an increase in the WTI price of oil from \$36 per barrel in September to \$38 in January 1981, which by all accounts must be attributed to this oil supply disruption. This episode is instructive because it represents an example of an oil supply shock occurring in the absence of major shifts in oil demand. There is little evidence of this shock triggering a large price response, consistent with more formal estimates from structural oil market models.

The early 1980s saw a systematic decline in the price of oil from its peak in April 1980. One reason was the shift in global monetary policy regimes toward a more contractionary stance, led by Paul Volcker's decision to raise US interest rates. The resulting global recession lowered the demand for oil and hence the price of oil. This decline was further amplified by efforts to reduce the use of oil in industrialized countries. In addition, declining prospects of future economic growth in conjunction with higher interest rates made it less attractive to hold stocks of oil, causing a sell-off of the oil inventories accumulated in 1979. Finally, one of the legacies of the first oil crisis had been that numerous non-OPEC countries including Mexico, Norway, and the United Kingdom responded to persistently high oil prices by becoming oil producers themselves or by expanding their existing oil production. Given the considerable lag between exploration and production, it was only in the early 1980s, that this supply response to earlier oil price increases became quantitatively important. OPEC's global market share fell from 53 percent in 1973 to 43 percent in 1980 and 28 percent in 1985. The increase in non-OPEC oil production put further downward pressure on the price of oil.

OPEC attempted to counteract the decline in the price of oil in the early 1980s. Indeed, this is the first time in its history (and the only time) that OPEC took a proactive role in trying to influence the price of oil (also see Almoguera, Douglas, and Herrera 2011).⁴ When OPEC agreements to jointly restrict oil production in an effort to prop up the price of oil proved ineffective, with many OPEC members cheating on OPEC agreements, as predicted by the economic theory of cartels (for example, Green and Porter 1984), Saudi Arabia decided to stabilize the price of oil on its own by reducing Saudi oil production. Skeet (1988) offers

⁴ The literature has not been kind to the view that OPEC since 1973 has acted as a cartel that sets the price of oil or that controls the price of oil by coordinating oil production among OPEC members. For example, Alhajji and Huettner (2000) stress that OPEC does not fit the theory of cartels. Smith (2005) finds that there is no conclusive evidence of OPEC acting as a cartel. Cairns and Calfucura (2012) conclude that OPEC has never been a functioning cartel. For further discussion also see Almoguera, Douglas, and Herrera (2011) and Colgan (2014).

a detailed discussion of how these policies were implemented. As Figure 1 shows, this approach did not succeed. The price of oil continued to fall in the early 1980s, albeit at a slower pace. The resulting losses in Saudi oil revenue proved so large that by the end of 1985, Saudi Arabia was forced to reverse its policy of restricting oil production. The result was a sharp fall in the price of oil in 1986, caused not only by the resumption of Saudi oil production, but more importantly by a reduction in inventory demand for oil, given that OPEC had shown itself to be unable to sustain a higher price of oil (Kilian and Murphy 2014).

Given the abundance of crude oil supplies in the world relative to oil demand, the ongoing Iran–Iraq War had little effect on the price of oil in the 1980s, notwithstanding considerable damage to oil shipping in the Persian Gulf with as many as 30 attacks on oil tankers in a given month. It took the invasion of Kuwait in August of 1990, followed by the Persian Gulf War, which was directed at ejecting Saddam Hussein from Kuwait, to generate a sharp increase in the price of oil. The disruption in Iraqi and Kuwaiti oil production associated with this war played an important role in causing this spike in the price of oil, but an equally important determinant was higher demand for oil inventories in anticipation of a possible attack on Saudi oil fields (Kilian and Murphy 2014). Only in late 1990, when the coalition led by the United States had moved enough troops to Saudi Arabia to forestall an invasion of Saudi Arabia, these fears subsided and the price of oil fell sharply along with inventory demand. Without this expectational element, it would be difficult to explain the quick return to lower oil prices in 1991, given that oil production from Kuwait and Iraq was slow to recover (Kilian 2008a).

In the late 1990s, the price of oil weakened further. By December 1998, the WTI price of oil reached an all-time low in recent history of \$11, when only two years earlier oil had been trading at \$25. This slide was largely associated with reduced demand for crude oil, arguably caused by the Asian financial crisis of mid-1997, which in turn was followed by economic crises in other countries including Russia, Brazil, and Argentina. The recovery in the price of oil starting in 1999 reflected a combination of factors including higher demand for oil from a recovering global economy, some cuts in oil production, and increased inventory demand in anticipation of tightening oil markets (Kilian and Murphy 2014).

This recovery was followed by two major exogenous oil supply disruptions in late 2002 and early 2003 that in combination rivaled the magnitude of the oil supply disruptions of the 1970s (Kilian 2008a). One was a sharp drop in Venezuelan oil production caused by civil unrest in Venezuela; the other was the disruption of oil production associated with the 2003 Iraq War. The production shortfalls in Iraq and Venezuela were largely offset by increased oil production elsewhere, however. Moreover, compared with 1990, there was less concern that this war would affect oil fields in Saudi Arabia, especially after the US-led ground offensive proved successful, with missile attacks being the main threat at the beginning of the war. As a result, there was only a modest shift in inventory demand. Indeed, this oil supply shock episode is remarkable mainly because the price of oil proved resilient to geopolitical events. The price of oil only briefly spiked, adding approximately an extra \$6 per barrel.

From the Great Surge of 2003–08 to the Global Financial Crisis

The most remarkable surge in the price of oil since 1979 occurred between mid-2003 and mid-2008 with the WTI price climbing from \$28 to \$134 per barrel. There is widespread agreement that this price surge was not caused by oil supply disruptions, but by a series of individually small increases in the demand for crude oil over the course of several years. Kilian (2008b), Hamilton (2009), and Kilian and Hicks (2013), among others, have made the case that these demand shifts were associated with an unexpected expansion of the global economy and driven by strong additional demand for oil from emerging Asia in particular. Because oil producers were unable to satisfy this additional demand, the price of oil had to increase. This view is consistent with estimates from empirical models of the global oil market, which attribute the bulk of the cumulative increase in the price of oil to flow demand shocks (Kilian 2009a; Baumeister and Peersman 2013; Kilian and Murphy 2014). Only in the first months of 2008 is there any evidence of increased inventory demand (Kilian and Lee 2014).

An alternative view among some observers has been that this surge in the price of oil in the physical market is unprecedented and can only be explained as the result of speculative positions taken by financial traders in the oil futures market. This literature has been reviewed in depth in Fattouh, Killian, and Mahadeva (2013). There is no persuasive evidence in support of this financial speculation hypothesis, which in fact is at odds with estimates of standard economic models of markets for storable commodities (for example, Alquist and Kilian 2010; Kilian and Murphy 2014; Knittel and Pindyck forthcoming).

The financial crisis of 2008 illustrates the powerful effects of a sharp drop in the demand for industrial commodities on the price of these commodities. As orders for industrial commodities worldwide were sharply curtailed in the second half of 2008 in anticipation of a major global recession, if not depression, the demand for commodities such as crude oil plummeted, causing a fall in the price of oil from \$134 per barrel in June 2008 to \$39 in February 2009. It is noteworthy that shifts in the demand for industrial commodities such as crude oil may have much larger amplitude than the corresponding changes in global real GDP because global real GDP consists to a large extent of consumption, which remained much more stable during the crisis. When it became clear in 2009 that the collapse of the global financial system was not imminent, the demand for oil recovered to levels prevailing in 2007, and the price of oil stabilized near \$100 per barrel.

There have been a number of smaller demand and supply shocks in the oil market between 2010 and early 2014. For example, events such as the Libyan uprising in 2011 were associated with an increase in the price of oil. Kilian and Lee (2014) estimate that the Libyan crisis caused an oil price increase of somewhere between \$3 and \$13 per barrel, depending on the model specification. Likewise, tensions with Iran in 2012 account for an increase of between \$0 and \$9 per barrel. An additional development since 2011 has been a widening of the spread between the two main benchmark prices for oil, the West Texas Intermediate and Brent prices, with WTI oil trading at a discount, reflecting a local glut of light sweet crude oil in the central United States driven by increased US shale oil production (Kilian

2014a). As a result, the WTI price of crude oil is no longer representative for the price of oil in global markets, and it has become common to use the price of Brent crude oil as a proxy for the world price in recent years.

Following a long period of relative price stability, between June 2014 and January 2015 the Brent price of oil fell from \$112 to \$47 per barrel, providing yet another example of a sharp decline in the price of oil, not unlike those in 1986 and 2008. In Baumeister and Kilian (2015a), we provide the first quantitative analysis of the \$49 per barrel drop in the Brent price between June and December 2014. We conclude that about \$11 of this decline was associated with a decline in global real economic activity that was predictable as of June 2014 and reflected in other industrial commodity prices as well. An additional decline in the Brent price of \$16 was predictable as of June 2014 on the basis of shocks to actual and expected oil production that took place prior to July 2014. These shocks likely reflected the unexpected growth of US shale oil production but also increased oil production in other countries including Canada and Russia. The remaining decline of \$22 in the Brent price is explained by two shocks taking place in the second half of 2014. One is a \$9 decline explained by a shock to the storage demand for oil in July 2014; a further \$13 decline is explained by an unexpected weakening of the global economy in December 2014.

How to Measure Oil Price Expectations

Although economists have made great strides in recent years in understanding historical oil price fluctuations, as illustrated in the preceding section, some of the variation in the price of oil over the last 40 years was unexpected at the time. The extent to which oil price fluctuations are unexpected depends on how expectations are formed. Below we introduce four alternative measures of oil price expectations that may be viewed as representative for the oil price expectations of economists, policymakers, financial market participants, and consumers, respectively.

Economists' Oil Price Expectations

One common approach to constructing oil price expectations is to relate the price of oil to its own past values as well as past values of other key determinants of the price of oil suggested by economic theory (for example, Alquist, Kilian, and Vigfusson 2013). This is the central idea underlying vector autoregression (VAR) models of the global oil market (Kilian 2008b, 2009a; Baumeister and Peersman 2013). In our empirical analysis, we employ a VAR model specification in the tradition of Kilian and Murphy (2014) that includes the real price of oil, global crude oil production, global real economic activity, and changes in global crude oil stocks. We refer to the implied expectation of the price of oil as the economists' expectation.

Policymakers' Oil Price Expectations

Of course, oil price expectations based on regression models need not be representative for the views held by financial market participants or by firms and

households in the economy. One possibility is that financial market participants have more information than can be captured by econometric models. It is equally possible for financial market participants to ignore, misinterpret, or miss information captured by model-based oil price predictions, especially if that information is costly to obtain. A natural source of information about the market expectation of the price of oil is the price of oil futures contracts. Futures contracts are financial instruments that allow traders to lock in today a price at which to buy a fixed quantity of crude oil at a predetermined date in the future. The most common approach to inferring the expected price of oil for immediate delivery in the physical market (also known as the spot price) has been to treat the price of the oil futures contract of maturity h as the h -period ahead market expectation of the nominal price of crude oil. If today's price of a futures contract expiring a year from now is \$50, for example, then the expectation of the spot price of oil one year from now is \$50. This is how the International Monetary Fund forms oil price expectations, and this has been common practice at many central banks in the world, as discussed in Alquist, Kilian, and Vigfusson (2013), which is why we refer to this approach as the policy-makers' oil price expectation.

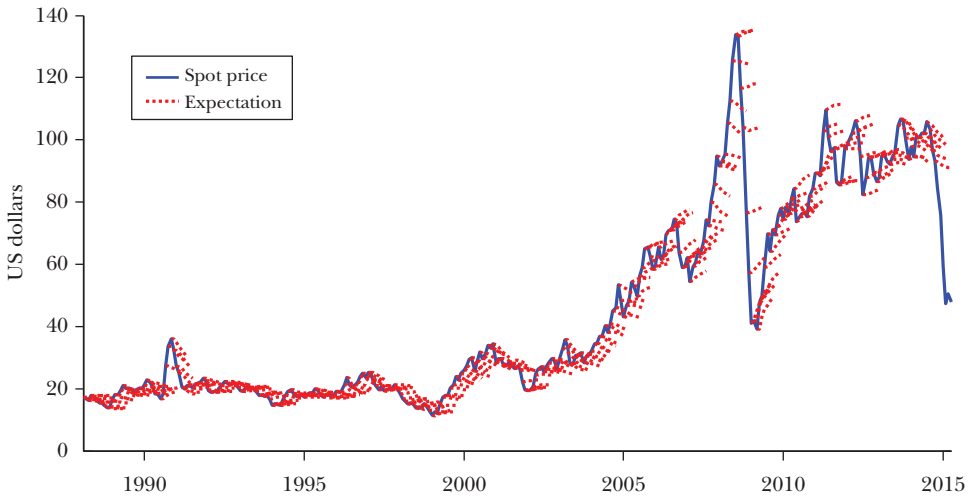
Financial Market Oil Price Expectations

The use of futures prices as measures of market expectations, however, is valid only if the risk premium—defined as the compensation arbitrageurs receive for assuming the price risk faced by hedgers in the oil futures market—is negligible. This assumption is questionable. Hamilton and Wu (2014) document that there is a large horizon-specific time-varying risk premium in the oil futures market. This risk premium varies with the hedging demands of oil producers and refiners and the willingness of financial investors to take the other side of hedging contracts. The oil price expectation may be recovered by subtracting the Hamilton–Wu estimates of the risk premium from the oil futures price for a given horizon. In a comparison of alternative risk premium estimates, this specification has been shown to produce the most reliable oil price expectations measure overall (Baumeister and Kilian 2015a). We refer to the latter expectation as the financial market expectation of the price of oil.

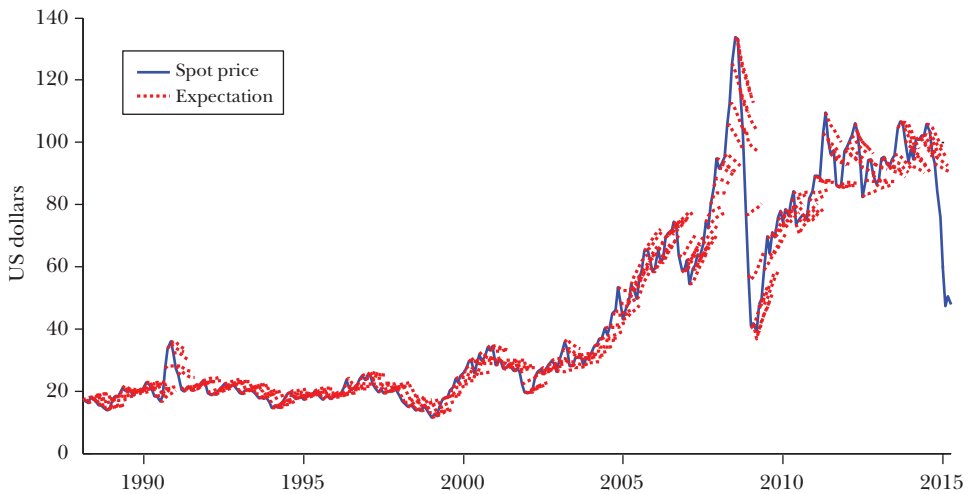
The policymaker's expectation based on the oil futures price and the financial market expectation proposed in Baumeister and Kilian (2015a) differ not only quantitatively, but also qualitatively. For expository purposes, our discussion focuses on expectations of the West Texas Intermediate price of crude oil; analogous results could also be constructed for the Brent price. We consider horizons of up to six months. The sample period starts in January 1988 and extends to the end of 2014. Figure 2A treats the current oil futures price with a maturity of h months as the expectation for the spot price of oil in h months. In contrast, Figure 2B plots the corresponding financial market expectation of the price of oil obtained by subtracting from the current WTI futures price of maturity h the risk premium estimate for horizon h implied by the term structure model of Hamilton and Wu (2014).

Figure 2
Alternative Expectations Measures Based on WTI Futures Prices

A: Monthly Oil Price Expectations Measure Obtained from the Oil Futures Curve



B: Monthly Financial Market Oil Price Expectations Obtained from the Risk-Adjusted Futures Curve



Notes: In Figure 2A, the expectation of the West Texas Intermediate (WTI) spot price for a horizon of h months is measured by the WTI oil futures price at maturity h . This approach ignores the possible presence of a risk premium (Baumeister and Kilian 2015a). In Figure 2B, the expectation of the WTI spot price for a horizon of h months is measured by subtracting from the WTI oil futures price at maturity h the estimated risk premium for that horizon. All risk premium estimates are constructed from the weekly term structure model proposed by Hamilton and Wu (2014), as implemented in Baumeister and Kilian (2015a).

Figures 2A and 2B illustrate that adjusting the futures price for the risk premium may matter a lot in measuring oil price expectations. For example, at the peak of the oil price in mid-2008 and in the subsequent months the term structure of futures prices in Figure 2A slopes upwards, seemingly implying expectations of rising oil prices, whereas the risk-adjusted futures prices in Figure 2B indicate expectations of sharply falling oil prices. Only after the spot price of crude oil fell below about \$85 in late 2008, did participants in the futures market expect the price of oil to recover. Similar patterns can also be found around the smaller oil price peaks of 2011 and 2012.

Another important difference is that during the long surge in the spot price between 2003 and early 2008, the futures curve in Figure 2A mostly suggests expectations of falling oil prices, whereas the risk-adjusted futures curve in Figure 2B often indicates much more plausible expectations of rising oil prices. Only when the spot price surpassed about \$100 per barrel, did the risk-adjusted futures price become more bearish than the unadjusted futures price. Finally, following the invasion of Kuwait in 1990, the unadjusted futures curve in Figure 2A suggests expectations of much more rapidly falling oil prices than the risk-adjusted futures curve in Figure 2B.

Consumers' Oil Price Expectations

Yet another approach to measuring oil price expectations is to focus more directly on the expectations of firms or households. There are no survey data on the oil price expectations of US households or US manufacturing firms (or of oil companies, for that matter), but recent research by Anderson, Kellogg, Sallee, and Curtin (2011) has shown that households in the Michigan Survey of Consumers typically form expectations about the real (or inflation-adjusted) price of gasoline according to a simple no-change model such that the nominal gasoline price is expected to grow at the rate of inflation. Given that the price of gasoline is primarily determined by the price of crude oil, a reasonable conclusion is that consumers forecast the real and nominal prices of crude oil along much the same lines, allowing us to proxy consumer expectations about the nominal price of oil based on the current price of oil and an inflation forecast. Because the inflation expectations data in the Michigan Survey of Consumers is limited to selected horizons, in practice, we rely on the fixed coefficient gap model inflation forecast proposed in Faust and Wright (2013). Given that the inflation component in oil price forecasts is small at short horizons, as shown in Alquist, Kilian, and Vigfusson (2013), the difference is likely to be negligible.

The use of such simple prediction rules makes perfect economic sense when consumers do not have access to more sophisticated oil price forecasts. After all, consumers cannot be expected to have the time and resources to become experts in oil price forecasting or to make sense of the range of competing oil price forecasts produced by experts. Indeed, a good case can be made that in thinking about and in modeling households' purchase decisions, it is households' own oil price expectations that matter even if those expectations are not as accurate as some

alternative model-based forms of oil price expectations. We refer to this simple rule of thumb as the consumer oil price expectation.

What Is an Oil Price Shock?

The unanticipated or surprise component of a change in the price of oil is referred to as an oil price shock. By comparing oil price expectations to subsequent outcomes, we may obtain a direct measure of the magnitude of the oil price shock. Clearly, whether an oil price shock occurred, and how large this shock was, depends on which measure of the oil price expectations we use. This question has not received much attention to date. Below we compare: 1) the oil price shocks perceived by financial markets, based on the oil price expectations shown in Figure 2B; 2) the oil price shocks perceived by policymakers, as shown in Figure 2A; 3) oil price shocks perceived by consumers employing a simple rule of thumb for predicting oil prices; and 4) oil price shocks as measured by economists employing oil market vector autoregressive (VAR) models. For expository purposes, we again focus on the WTI price of oil.

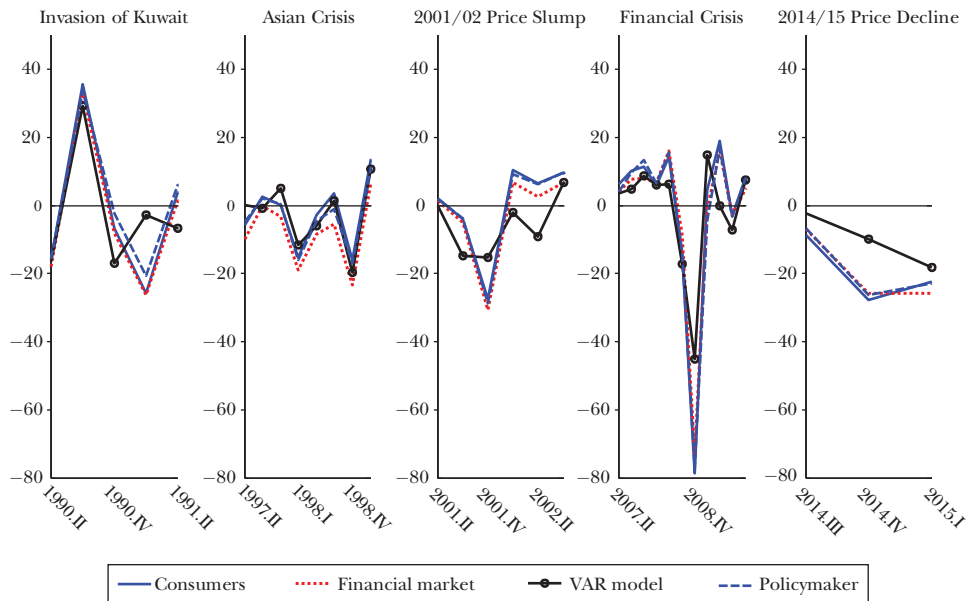
Figure 3 shows all four measures of oil price shocks of interest for five specific episodes, starting in 1988.II, namely the invasion of Kuwait in 1990, the Asian financial crisis of 1997, the 2001/02 oil price slump, the financial crisis in 2008, and the 2014/15 oil price decline. In each of these episodes, the oil price shocks implied by the vector autoregressive (VAR) model are smaller on average than those implied by any of the other three expectations measures, but the differences are most pronounced in the last two episodes. For example, following the global financial crisis, in the last quarter of 2008, the consumer oil price shock was -79 percent, and the policymaker oil price shock was -77 percent, compared with only -73 percent based on financial market expectations, suggesting that financial markets were able to anticipate the oil price decline in the fourth quarter somewhat more accurately than consumers and policymakers. Even more striking is that the VAR oil market model predicted a much larger decline in oil prices than financial markets did, resulting in an oil price shock in the fourth quarter of only -45 percent.

Similarly, neither consumers nor policymakers nor financial markets anticipated the 2014/15 oil price drop, which was reflected in large negative oil price shocks of between -7 and -9 percent in the third quarter of 2014, between -26 and -28 percent in the fourth quarter of 2014, and between -22 and -26 percent in the first quarter of 2015. Again, this decline was predicted to a considerable extent by the vector autoregressive (VAR) model, which implies much smaller model-based oil price shocks of -2 percent for 2014.III, -10 percent for 2014.IV, and of -18 percent for 2015.I.

Figure 3 illustrates that it can make a difference whether we take the consumer's perspective, the policymaker's perspective, the financial market perspective, or the economist's perspective in measuring oil price shocks. The extent of the differences differs by episode. Overall, oil price shocks are largest from the

Figure 3

Quarterly Shocks to Nominal WTI Price of Oil by Episode (percent)



Notes: Each oil price shock series is constructed by averaging the monthly oil price expectations by quarter and expressing this average as a percent deviation from the quarterly average of the monthly oil price outcomes. The policymakers' expectation corresponds to the unadjusted West Texas Intermediate (WTI) oil futures price. The financial market expectation is constructed by subtracting the Hamilton and Wu (2014) risk premium estimate from the futures price. The consumer expectation is proxied for by applying a no-change forecast to the real price of crude oil and adding the expected rate of inflation, motivated by the results for gasoline price expectations in Anderson, Kellogg, Sallee, and Curtin (2011). The vector autoregressive model (VAR) expectation is constructed from the reduced-form representation of the oil market model of Kilian and Murphy (2014) estimated on the full sample. The model includes an intercept and 24 lags of the real price of oil, the growth rate of global oil production, a proxy for the change in global crude oil inventories, and a measure of the global business cycle. The implied predictions are scaled as in Baumeister and Kilian (2014) and converted to dollar terms using the same expected rate of inflation as that underlying the consumer forecast. The inflation forecasts are constructed using the fixed-coefficient gap model proposed in Faust and Wright (2014).

consumer's perspective, somewhat smaller from the financial market perspective, and smallest when viewed through the lens of the vector autoregressive (VAR) model of the oil market. In fact, policymakers' oil price expectations often are close to consumers' expectations. This finding is interesting because it suggests that heterogeneity in oil price expectations and hence in oil price shocks across economic agents may matter for the transmission of oil price shocks, a possibility that has not been considered in existing research.

Figure 3 also illustrates another important point, which is that it does not take large positive oil price shocks to generate a sustained increase in the price of oil.

The most persistent surge in the price of oil in modern history occurred between 2003 and mid-2008, as illustrated in Figure 1, yet none of the positive oil price shocks between 2003.II and 2008.I shown in Figure 3 exceeded one standard deviation of the oil price shock series.

Why Is It So Difficult to Anticipate Oil Price Fluctuations?

Although it may seem that economists, policymakers, or financial market participants should be able to form accurate expectations about the future price of oil, if they actually understand the determinants of past oil price fluctuations, Figure 3 illustrates that this is not necessarily the case. The reason is that the price of oil will only be as predictable as its determinants, even if economic models of the global oil market are approximately correct. Unless we can foresee the future evolution of these determinants, surprise changes in the price of oil driven by unexpected shifts in oil demand or oil supply will be inevitable. This problem arises whether we formally model the key determinants of the price of oil, as in oil market vector autoregressive (VAR) models, or whether we rely on an intuitive understanding of oil markets as financial market participants are prone to.

The Role of Unexpected Demand Shifts Associated with the Global Business Cycle

Economic models of oil markets imply that the price of oil, all else equal, depends on the state of the global economy. This fact does not make forming oil price expectations any easier, however, because in practice these expectations can be only as accurate as our predictions of the evolution of the global business cycle. The problem is that changes in global real economic activity can be predicted at best at short horizons and even then only imprecisely. For example, empirical studies have documented that the predictive accuracy of vector autoregressive (VAR) models of the global oil market improves during times of persistent and hence predictable economic expansions or contractions, but is greatly reduced during normal times (Baumeister and Kilian 2012, 2015b).

The difficulty of forecasting the state of the global economy is illustrated by the oil market data since 2003. It is now widely accepted that the surge in the price of oil starting in 2003 was caused primarily by increased demand for crude oil from emerging Asia and notably China, as these countries industrialized on a large scale, yet Kilian and Hicks (2013) document that professional forecasters of real GDP systematically underestimated the extent of Chinese growth time and again for a period lasting five years. This example shows that not only econometric models, but also professional forecasters have limited ability to predict the state of the global economy. One of the difficulties in assessing the prospects for the Chinese economy even today is that we do not know to what extent Chinese growth after 2003 reflected a permanent structural transformation of the economy and to what extent it was fueled by expansionary macroeconomic policies that are not sustainable. Another challenge is the lack of reliable and timely data for the Chinese economy.

The Role of Unexpected Shifts in Global Oil Production

Another key determinant of the price of oil is global oil production. There will always be oil supply disruptions due to political events in oil-producing countries that are largely unpredictable. A case in point is the disruption of oil production caused by the Libyan uprising in 2011 and the subsequent civil war in Libya. Similarly, the task of predicting Iraqi oil production is complicated by the activities of ISIS and by sectarian violence, neither of which are easily predictable.

It is not just unexpected disruptions of oil production we need to be concerned with, however. An even more important task is to gauge the response of global oil production to surges in the price of oil driven by increased demand for crude oil. For example, the unprecedented 1973/74 oil price increase was followed by an equally unprecedented search for new oil fields, which resulted in substantial increases in non-OPEC oil production in the early 1980s. It was by no means clear in the 1970s how successful this search for more oil would be or how long it would take to succeed. Hence, it is not unreasonable to view the oil production increases of the early 1980s as unexpected oil supply increases or oil supply shocks from the point of view of oil market participants.

A similar situation arose as the result of the demand-driven oil price surge between 2003 and mid-2008. Indeed, there was no shortage of skeptics who doubted the ability of oil producers to satisfy increased demand even in the long run. For example, proponents of the peak oil hypothesis insisted that global oil production had permanently peaked by 2007 or that the peak was imminent.⁵ A case in point is an IMF study by Benes et al. (2015) that, using data up to 2009, predicted a near doubling of the price of oil over the coming decade based on the view that geological constraints would win out over technological improvements in conserving oil use and in oil extraction.

There is little doubt that the peak oil hypothesis, taken literally, cannot be right because it ignores the fact that at higher oil price levels, more oil production will be forthcoming, as more expensive extraction technologies become profitable. For example, deep sea oil drilling becomes profitable only at sufficiently high oil prices. Yet, this hypothesis also contains a grain of truth in that as of 2008 no one would have known for sure whether future oil production would be sufficient to meet demand at current prices. Even granting that such a supply response did occur following the 1973/74 oil price surge with a delay of five years or more, the obvious question in 2008, as in any similar situation, was whether this time would be different. Nothing in past experience guaranteed as of 2008 that the oil supply response would be adequate going forward or that it would occur in a timely manner. For example, the rapid growth of US shale oil production after 2008, which was facilitated in important part by technological innovations in oil drilling, was a surprise to many analysts.

⁵ The peak oil hypothesis originates with Hubbard (1956) and postulates a bell-shaped curve intended to describe the rate at which crude oil is extracted over time. Once the peak of this curve has been reached, the rate of oil production will decline permanently. This curve may be estimated from past oil production data. For an economic perspective on the peak oil debate see Holland (2008, 2013).

Looking back at this episode, we now know with the benefit of hindsight that the market for oil worked once again. As in the 1970s, it took about five years from the peak in the price of oil for the market to generate substantial increases in oil production on a global scale. This does not mean that increased scarcity will not become a reality in the long run. In this regard, Hamilton (2013) documented that historically higher oil production usually reflected the development of oil fields in new locations, rather than increased efficiency in oil production. The current US shale oil boom, which is driven by improved technology for horizontal drilling and fracking, is a counterexample. This boom is unlikely to last forever, however, even granting that efficiency in shale oil production gains may extend the length of the boom (Kilian 2014a).

The real question thus is whether demand for oil will diminish when the price of oil ultimately rises, as firms and consumers substitute alternative fuels for oil products in the transportation sector, for example. If they do, the peak oil hypothesis will become irrelevant. Indeed, no one today is concerned about the world running out of coal, yet the “Coal Question” raised by Jevons (1866) is eerily reminiscent of the peak oil hypothesis of 2007. Jevons stressed that British coal reserves were finite and would be exhausted by the 1960s if coal consumption were to grow at the same rate as the population. His predictions proved inaccurate because coal, which at the time was the primary fuel, was replaced by oil starting in the 1920s and by other fuels in the 1970s. The question is whether, in the very long run, renewable energies will do the same to oil products.

The Role of Unexpected Shifts in Inventory Demand

One more difficulty in forming oil price expectations is unanticipated changes in perceptions about the future scarcity of oil that affect future demand for oil inventories. Such perceptions may evolve rapidly, for example, in response to geopolitical or economic crises. Thus, expectations of the price of oil that may have been perfectly reasonable at the time, may be easily rendered obsolete by unforeseen political or economic events. In fact, oil prices may change merely in response to a shift in uncertainty, reflecting precautionary demand (for example, Adelman 1993; Pindyck 2004; Kilian 2009a; Alquist and Kilian 2010).

Obviously, predicting the exact timing of specific political crises and their impact on oil markets is next to impossible, even if political analysts have no trouble identifying geopolitical hotspots. The Arab Spring is a case in point. Likewise, the timing of economic crises is difficult to anticipate. An example is the financial crisis of 2008. Moreover, predicting political crises alone is not sufficient to ensure that oil price expectations are accurate. It is important to keep in mind that oil inventory demand depends on the shortfall of expected supply compared with expected demand rather than just one side of the market. Historical evidence suggests that, in practice, shifts in inventory demand tend to arise only when geopolitical turmoil coincides with expectations of strong demand for crude oil and tight oil supplies. Geopolitical tensions alone, in contrast, will not have an effect on the price of oil as long as oil supplies are plentiful relative to

expected demand (Mabro 1998). For example, as noted earlier, persistent attacks on oil tankers in the Persian Gulf during the 1980s—at the rate of as many as 30 attacks per month—had no apparent effect on the price of oil. Thus, most oil price predictions simply ignore the possibility of future political or economic crises, except to the extent that they are already priced in at the time the prediction is made. Because crises are rare, this strategy usually works, but occasionally it may result in spectacular predictive failures.

Conclusion

Although our understanding of historical oil price fluctuations has greatly improved, oil prices keep surprising economists, policymakers, consumers, and financial market participants. Our analysis focused on the question of how large this surprise component or shock component of oil price fluctuations is. We illustrated that the timing and magnitude of oil price shocks depends on the measure of oil price expectations. The reason why economists care about oil price shocks is that these shocks affect economic decisions. One channel of transmission is the loss of discretionary income that is associated with unexpectedly higher oil prices (and hence higher gasoline prices). Consumers who are forced to commute to and from work, for example, often have little choice, but to pay higher gasoline prices, which reduces the amount of discretionary income available for other purchases. Another channel is that oil price shocks affect expectations about the future path of the price of oil. Such expectations enter into net present value calculations of future investment projects, the cash flow of which depends on the price of oil. For example, an automobile manufacturer's decision of whether to build new production facilities for a sport utility vehicle is directly affected by the price of oil, as is a household's decision which car to buy. What matters for net present value calculations is not the magnitude of the oil price surprise in the current period, but the revision to the expected path of the future price of oil which enters the cash flow. In addition, oil price shocks also affect the cash flow of earlier investment decisions by manufacturing firms. In general, ongoing projects remain profitable as long as the price exceeds the marginal cost, which depends on the current price of oil. It is even possible for higher oil prices to cause ongoing projects to be abandoned (much like a consumer may choose to scrap a gas-guzzling car in response to higher gasoline prices). A more comprehensive review of the transmission of oil price shocks that also takes account of the joint determination of the price of oil and the state of the economy is provided in Barsky and Kilian (2004) and Kilian (2008b, 2014b).

These basic transmission mechanisms have been linked to a wide range of macroeconomic outcomes including inflation, output, employment, and wages (for example, Kilian 2008, 2014). They also have implications for the debate about climate change and for environmental policies. Of particular interest is the question of how the effects of oil price shocks vary across industries, plants, and households, how long these effects last, and how they may have changed over

time. One important insight of the recent literature has been that these questions cannot be answered without taking account of the underlying causes of the oil price shock. Our analysis suggests another important direction for future research. Macroeconomic models of the transmission of oil price shocks to date have not allowed for heterogeneous oil price expectations across economic agents. Given the differences in the implied oil price shocks associated with alternative measures of oil price expectations that we documented, such distinctions may be of first-order importance for applied work.

■ *We thank Ana María Herrera and the editors for helpful discussions.*

References

- Adelman, Morris A.** 1993. *The Economics of Petroleum Supply*. Cambridge, MA: MIT Press.
- Alhajji, A. F., and David Huettner.** 2000. "OPEC and other Commodity Cartels: A Comparison." *Energy Policy* 28(15): 1151–64.
- Almoguera, Pedro A., Christopher C. Douglas, and Ana María Herrera.** 2011. "Testing for the Cartel in OPEC: Noncooperative Collusion or Just Noncooperative?" *Oxford Review of Economic Policy* 27(1): 144–68.
- Alquist, Ron, and Lutz Kilian.** 2010. "What Do We Learn from the Price of Crude Oil Futures?" *Journal of Applied Econometrics* 25(4): 539–73.
- Alquist, Ron, Lutz Kilian, and Robert J. Vigfusson.** 2013. "Forecasting the Price of Oil." In *Handbook of Economic Forecasting*, vol. 2, edited by Elliott, Graham, and Allan Timmermann, 427–507. Amsterdam: North-Holland.
- Anderson, Soren T., Ryan Kellogg, James M. Sallee, and Richard T. Curtin.** 2011. "Forecasting Gasoline Prices Using Consumer Surveys." *American Economic Review* 101(3): 110–14.
- Barsky, Robert B., and Lutz Kilian.** 2002. "Do We Really Know that Oil Caused the Great Stagflation? A Monetary Alternative." *NBER Macroeconomics Annual 2001*, vol. 16, pp. 137–83.
- Barsky, Robert B., and Lutz Kilian.** 2004. "Oil and the Macroeconomy since the 1970s." *Journal of Economic Perspectives* 18(4): 115–34.
- Baumeister, Christiane, and Gert Peersman.** 2013. "The Role of Time-Varying Price Elasticities in Accounting for Volatility Changes in the Crude Oil Market." *Journal of Applied Econometrics* 28(7): 1087–1109.
- Baumeister, Christiane, and Lutz Kilian.** 2012. "Real-Time Forecasts of the Real Price of Oil." *Journal of Business and Economic Statistics* 30(2): 326–36.
- Baumeister, Christiane, and Lutz Kilian.** 2014. "What Central Bankers Need to Know about Forecasting Oil Prices." *International Economic Review* 55(3): 869–89.
- Baumeister, Christiane, and Lutz Kilian.** 2015a. "A General Approach to Recovering Market Expectations from Futures Prices with an Application to Crude Oil." Unpublished paper, University of Michigan. http://www-personal.umich.edu/~lkilian/bk4_081915withappendix.pdf.
- Baumeister, Christiane, and Lutz Kilian.** 2015b.

- “Forecasting the Real Price of Oil in a Changing World: A Forecast Combination Approach.” *Journal of Business and Economic Statistics* 33: 338–51.
- Baumeister, Christiane, and Lutz Kilian.** Forthcoming. “Understanding the Decline in the Price of Oil since June 2014.” *Journal of the Association of Environmental and Resource Economists*.
- Benes, Jaromir, Marcelle Chauvet, Ondra Kamenik, Michael Kumhof, Douglas Laxton, Susanna Mursula, and Jack Selody.** 2015. “The Future of Oil: Geology versus Technology.” *International Journal of Forecasting* 31 (1): 207–21.
- Bodenstein, Martin, Luca Guerrieri, and Lutz Kilian.** 2012. “Monetary Policy Responses to Oil Price Fluctuations.” *IMF Economic Review* 60(4): 470–504.
- Cairns, Robert D., and Enrique Calfucura.** 2012. “OPEC: Market Failure or Power Failure?” *Energy Policy* 50: 570–80.
- Carter, Colin A., Gordon C. Rausser, and Aaron D. Smith.** 2011. “Commodity Booms and Busts.” *Annual Review of Resource Economics* 3: 87–118.
- Colgan, Jeff D.** 2014. “The Emperor Has No Clothes: The Limits of OPEC in the Global Oil Market.” *International Organization* 68(3): 599–632.
- Dvir, Eyal, and Kenneth S. Rogoff.** 2010. “Three Epochs of Oil.” Unpublished manuscript, Boston College, August 16. http://scholar.harvard.edu/files/rogoff/files/three_epochs_of_oil.pdf.
- Fattouh, Bassam, Lutz Kilian, and Lavan Mahadeva.** 2013. “The Role of Speculation in Oil Markets: What Have We Learned So Far?” *Energy Journal* 34(3): 7–33.
- Faust, Jon, and Jonathan H. Wright.** 2013. “Forecasting Inflation.” In *Handbook of Economic Forecasting*, vol. 2, edited by Elliott, Graham, and Allan Timmermann, 2–56. Amsterdam: North-Holland.
- Green, Edward J., and Robert H. Porter.** 1984. “Noncooperative Collusion under Imperfect Price Information.” *Econometrica* 52(1): 87–100.
- Hamilton, James D.** 1983. “Oil and the Macroeconomy since World War II.” *Journal of Political Economy* 91(2): 228–48.
- Hamilton, James D.** 1985. “Historical Causes of Postwar Oil Shocks and Recessions.” *Energy Journal* 6(1): 97–116.
- Hamilton, James D.** 2003. “What Is an Oil Shock?” *Journal of Econometrics* 113(2): 363–98.
- Hamilton, James D.** 2009. “Causes and Consequences of the Oil Shock of 2007–08.” *Brookings Papers on Economic Activity*, 1, Spring, pp. 215–283.
- Hamilton, James D.** 2013. “Oil Prices, Exhaustible Resources and Economic Growth.” In *Handbook on Energy and Climate Change*, edited by Roger Fouquet, 29–57. Cheltenham, UK: Edward Elgar.
- Hamilton, James D., and Jing Cynthia Wu.** 2014. “Risk Premia in Crude Oil Futures Prices.” *Journal of International Money and Finance* 42: 9–37.
- Holland, Stephen P.** 2008. “Modeling Peak Oil.” *Energy Journal* 29(2): 61–80.
- Holland, Stephen P.** 2013. “The Economics of Peak Oil.” In *Encyclopedia of Energy, Natural Resource, and Environmental Economics*, vol. 1, edited by Jason F. Shogren, 146–50. Amsterdam: Elsevier.
- Hubbert, M. King.** 1956. “Nuclear Energy and the Fossil Fuels.” *American Petroleum Institute Drilling and Production Practice, Proceedings of Spring Meeting*, San Antonio, 7–25.
- Jevons, William S.** 1886. *The Coal Question*. London: Macmillan and Co.
- Kilian, Lutz.** 2008a. “Exogenous Oil Supply Shocks: How Big Are They and How Much Do They Matter for the U.S. Economy?” *Review of Economics and Statistics* 90(2): 216–40.
- Kilian, Lutz.** 2008b. “The Economic Effects of Energy Price Shocks.” *Journal of Economic Literature* 46(4): 871–909.
- Kilian, Lutz.** 2009a. “Not All Oil Price Shocks Are Alike: Disentangling Demand and Supply Shocks in the Crude Oil Market.” *American Economic Review* 99(3): 1053–69.
- Kilian, Lutz.** 2009b. “Comment on ‘Causes and Consequences of the Oil Shock of 2007–08’ by James D. Hamilton.” *Brookings Papers on Economic Activity*, 1, Spring, pp. 267–78.
- Kilian, Lutz.** 2014a. “The Impact of the Shale Oil Revolution on U.S. Oil and Gasoline Prices.” CEPR Discussion Paper 10304.
- Kilian, Lutz.** 2014b. “Oil Price Shocks: Causes and Consequences.” *Annual Review of Resource Economics* 6: 133–54.
- Kilian, Lutz, and Bruce Hicks.** 2013. “Did Unexpectedly Strong Economic Growth Cause the Oil Price Shock of 2003–2008?” *Journal of Forecasting* 32(5): 385–94.
- Kilian, Lutz, and Daniel P. Murphy.** 2012. “Why Agnostic Sign Restrictions Are Not Enough: Understanding the Dynamics of Oil Market VAR Models.” *Journal of the European Economic Association* 10(5): 1166–88.
- Kilian, Lutz, and Daniel P. Murphy.** 2014. “The Role of Inventories and Speculative Trading in the Global Market for Crude Oil.” *Journal of Applied Econometrics* 29(3): 454–78.
- Kilian, Lutz, and Thomas K. Lee.** 2014. “Quantifying the Speculative Component in the Real Price of Oil: The Role of Global Oil Inventories.” *Journal of International Money and Finance* 42: 71–87.
- Knittel, Christopher R., and Robert S. Pindyck.** Forthcoming. “The Simple Economics of Commodity Price Speculation.” *American Economic Journal: Macroeconomics*.

Lippi, Francesco, and Andrea Nobili. 2012. "Oil and the Macroeconomy: A Quantitative Structural Analysis." *Journal of the European Economic Association* 10(5): 1059–83.

Mabro, Robert. 1998. "OPEC Behavior 1960–1998: A Review of the Literature." *Journal of Energy Literature* 4(1): 3–27.

Pindyck, Robert S. 2004. "Volatility and Commodity Price Dynamics." *Journal of Futures Markets* 24(11): 1029–47.

Ramey, Valerie A., and Daniel J. Vine. 2011. "Oil, Automobiles, and the U.S. Economy: How

Much Have Things Really Changed?" *NBER Macroeconomics Annual* 2010, vol. 25, pp. 333–68.

Seymour, Ian. 1980. *OPEC: Instrument of Change*. London: MacMillan.

Skeet, Ian. 1988. *OPEC: Twenty-Five Years of Prices and Politics*. New York: Cambridge University Press.

Smith, James. 2005. "Inscrutable OPEC? Behavioral Tests of the Cartel Hypothesis." *Energy Journal* 26(1): 51–82.

Yergin, Daniel. 1992. *The Prize: The Epic Quest for Oil, Money, and Power*. New York: Simon and Schuster.

This article has been cited by:

1. André V. Mollick, Robert N. Killins, Peter V. Egly, David W. Johnk. 2024. Bank equity returns and oil prices: The story from U.S. regional banks during the “shale oil” revolution. *Research in International Business and Finance* **70**, 102334. [[Crossref](#)]
2. Inwook Hwang, Xiaoyang Zhu. 2024. State-dependent oil price shocks on inflation and the efficacy of inflation targeting regime. *Journal of International Money and Finance* **144**, 103077. [[Crossref](#)]
3. Jose Barrales-Ruiz, Pablo Neudörfer. 2024. The oil price (Ir)relevance for global CO2 emissions. *Energy Reports* **11**, 3016-3021. [[Crossref](#)]
4. Jordan Moore, Mihail Velikov. 2024. Oil Price Exposure and the Cross-Section of Stock Returns. *The Review of Asset Pricing Studies* **14**:2, 274-309. [[Crossref](#)]
5. Mohamad B. Karaki, Andrios Neaimeh. 2024. Do higher global oil and wheat prices matter for the wheat flour price in Lebanon?. *Agricultural Economics* . [[Crossref](#)]
6. Alessandro Paolo Rigamonti, Giulio Greco, Mariarita Pierotti, Alessandro Capocchi. 2024. Macroeconomic uncertainty and earnings management: evidence from commodity firms. *Review of Quantitative Finance and Accounting* **62**:4, 1615-1649. [[Crossref](#)]
7. Donghai Zhou, Xiaoxing Liu, Chun Tang. 2024. Does the international oil market interact with China’s financial market? New evidence from time-varying higher moments. *The North American Journal of Economics and Finance* **60**, 102192. [[Crossref](#)]
8. Zhepeng Hu, Lei Yan. 2024. Nonlinear responses of crude oil prices to the US dollar exchange rates: the role of inventories. *Empirical Economics* **66**:4, 1491-1510. [[Crossref](#)]
9. Liang Hu, Yoon-Jin Lee. 2024. New evidence on crude oil market efficiency. *Economic Inquiry* **62**:2, 892-916. [[Crossref](#)]
10. Atul Kumar Patidar, Prasuk Jain, Priya Dhasmana, Tanupriya Choudhury. 2024. Impact of global events on crude oil economy: a comprehensive review of the geopolitics of energy and economic polarization. *GeoJournal* **89**:2. . [[Crossref](#)]
11. Md. Saiful Islam, Md. Monirul Islam, Anis Ur Rehman, Md. Fakhre Alam, Md. Tarique. 2024. Mineral production amidst the economy of uncertainty: Response of metallic and non-metallic minerals to geopolitical turmoil in Saudi Arabia. *Resources Policy* **90**, 104824. [[Crossref](#)]
12. Anna Gainetdinova, Kazi Sohag, Nahla Samargandi. 2024. Russian Currency's external shocks and domestic policy effectiveness amid geopolitical tensions. *Borsa Istanbul Review* **24**:2, 406-423. [[Crossref](#)]
13. Sunghwa Park, Janghan Kwon, Hanna Kim, Heeyoung Ryu, Taeil Kim. 2024. Effect of macroeconomic shocks on the shipping market: Focusing on COVID-19 pandemic. *The Asian Journal of Shipping and Logistics* **21**. . [[Crossref](#)]
14. Aayush Jha, Alka Chaudhary, Shuchi Sethi. Crude Oil Price Prediction using Machine Learning Algorithms 1351-1354. [[Crossref](#)]
15. Amar Rao, Marco Tedeschi, Kamel Si Mohammed, Umer Shahzad. 2024. Role of Economic Policy Uncertainty in Energy Commodities Prices Forecasting: Evidence from a Hybrid Deep Learning Approach. *Computational Economics* **289**. . [[Crossref](#)]
16. Jihad El Hokayem, Ibrahim Jamali, Ale Hejase. 2024. A forecasting model for oil prices using a large set of economic indicators. *Journal of Forecasting* . [[Crossref](#)]
17. Rafiq Ahmed, Hubert Visas, Jabbar Ul-haq. 2024. The impact of oil price on housing prices: an empirical analysis of Pakistan. *International Journal of Housing Markets and Analysis* **17**:2, 418-435. [[Crossref](#)]

18. Serena Ng, Susannah Scanlan. 2024. Constructing high frequency economic indicators by imputation. *The Econometrics Journal* 27:1, C1-C30. [[Crossref](#)]
19. Christina Sklibosios Nikitopoulos, Alice Carole Thomas, Jianxin Wang. 2024. Hedging pressure and oil volatility: Insurance versus liquidity demands. *Journal of Futures Markets* 44:2, 252-280. [[Crossref](#)]
20. Beatrice Foroni, Giacomo Morelli, Lea Petrella. 2024. The network of commodity risk. *Energy Systems* 15:1, 167-213. [[Crossref](#)]
21. Gregory Casey. 2024. Energy Efficiency and Directed Technical Change: Implications for Climate Change Mitigation. *Review of Economic Studies* 91:1, 192-228. [[Crossref](#)]
22. Tii N. Nchofong. 2024. Oil price shocks and energy transition in Africa. *Energy Policy* 184, 113855. [[Crossref](#)]
23. Yanran Hong, Shijiao Cao, Pengfei Xu, Zhigang Pan. 2024. Interpreting the effect of global economic risks on crude oil market: A supply-demand perspective. *International Review of Financial Analysis* 91, 103008. [[Crossref](#)]
24. Roberto A. De Santis. 2024. Supply Chain Disruption and Energy Supply Shocks: Impact on Euro Area Output and Prices. *SSRN Electronic Journal* 105. . [[Crossref](#)]
25. Emmanuel Agboola, Rosen Chowdhury, Bo Yang. 2024. Oil price fluctuations and their impact on oil-exporting emerging economies. *Economic Modelling* 112, 106665. [[Crossref](#)]
26. Christina Anderl, Guglielmo Maria Caporale. 2024. Functional Oil Price Expectations Shocks and Inflation. *SSRN Electronic Journal* . [[Crossref](#)]
27. Athanasios Triantafyllou, Nikolaos Vlastakis, Neil Kellard. 2024. Oil Price Uncertainty and the Macroeconomy. *SSRN Electronic Journal* 48. . [[Crossref](#)]
28. C. L. Sy, A. C. Chan. Modeling the Dynamics of Oil Price Fluctuations Using the System Dynamics Approach 1133-1137. [[Crossref](#)]
29. Bin-xia Chen, Yan-lin Sun. 2023. Extreme risk contagion between international crude oil and China's energy-intensive sectors: New evidence from quantile Granger causality and spillover methods. *Energy* 285, 129468. [[Crossref](#)]
30. Seyed Reza Mirnezami, Kazi Sohag, Mohammad Jamour, Fazel Moridi-Farimani, Ahmad Hosseinian. 2023. Spillovers effect of gas price on macroeconomic indicators: A GVAR approach. *Energy Reports* 9, 6211-6218. [[Crossref](#)]
31. Israa Ali Mahmoud Ali, Hebatallah Ghoneim, Werner Smolny. 2023. Oil Prices Pass-Through to Domestic Inflation: Symmetric Versus Asymmetric Pass-Through. *Review of Middle East Economics and Finance* 19:2, 131-151. [[Crossref](#)]
32. Ganisha N.P. Athaudage, H. Nilis Perera, P.T. Ranil S. Sugathadasa, M. Mavin De Silva, Oshadhi K. Herath. 2023. Modelling the impact of disease outbreaks on the international crude oil supply chain using Random Forest regression. *International Journal of Energy Sector Management* 17:6, 1187-1209. [[Crossref](#)]
33. Anirban Sengupta, Debasish Maitra, Saumya Ranjan Dash, Robert Brooks. 2023. Do Oil Shocks Affect Financial Stress? Evidence from Oil-Exporting and -Importing Countries. *American Business Review* 26:2, 399-430. [[Crossref](#)]
34. Hicham Ayad, Ousama Ben-Salha, Miloud Ouafi. 2023. Do oil prices predict the exchange rate in Algeria? Time, frequency, and time-varying Granger causality analysis. *Economic Change and Restructuring* 56:5, 3545-3566. [[Crossref](#)]
35. Mohammad Rumzi Tausif, Mohammad Imdadul Haque, Md Riyazuddin Khan. 2023. Effect of oil price shocks on output and prices: evidence from Saudi Arabia. *Environmental Science and Pollution Research* 30:50, 108855-108864. [[Crossref](#)]

36. Szilard Benk, Max Gillman. 2023. Identifying money and inflation expectation shocks to real oil prices. *Energy Economics* **126**, 106878. [[Crossref](#)]
37. Abdul Abiad, Irfan A. Qureshi. 2023. The macroeconomic effects of oil price uncertainty. *Energy Economics* **125**, 106839. [[Crossref](#)]
38. Fredj Jawadi, Abdoukarim Idi Cheffou, Ruijun Bu. 2023. Revisiting the linkages between oil prices and macroeconomy for the euro area: Does energy inflation still matter?. *Energy Economics* **12**, 107058. [[Crossref](#)]
39. Libo Yin, Sen Yang. 2023. Oil price returns and firm's fixed investment: A production pattern. *Energy Economics* **125**, 106896. [[Crossref](#)]
40. Salem Adel Ziadat, Abdel Razzaq A. Al Rababa'a, Mobeen Rehman, David G. McMillan. 2023. Oil price shocks and stock–bond correlation. *The North American Journal of Economics and Finance* **68**, 101989. [[Crossref](#)]
41. LIUGANG SHENG, HONGYAN ZHAO. 2023. Oil Shocks, External Adjustment, and Country Portfolio. *Journal of Money, Credit and Banking* **125**. . [[Crossref](#)]
42. Emanuel Kohlscheen. 2023. Forecasting oil prices with random forests. *Empirical Economics* **30**. . [[Crossref](#)]
43. Zied Saadaoui, Tàlel BOUFATEH, Zhilun JIAO. 2023. On the transmission of oil supply and demand shocks to CO2 emissions in the US by considering uncertainty: A time-varying perspective. *Resources Policy* **85**, 104031. [[Crossref](#)]
44. Yangli Guo, Pan Li, Hanlin Wu. 2023. Jumps in the Chinese crude oil futures volatility forecasting: New evidence. *Energy Economics* **138**, 106955. [[Crossref](#)]
45. Sercan Eraslan, Maximilian Schröder. 2023. Nowcasting GDP with a pool of factor models and a fast estimation algorithm. *International Journal of Forecasting* **39**:3, 1460-1476. [[Crossref](#)]
46. Chabi Gupta. Mind of a Portfolio Investor 105-119. [[Crossref](#)]
47. Muhammed Sehid Gorus, Erdal Tanas Karagol. Convergence of Energy Efficiency in OECD Countries 15-41. [[Crossref](#)]
48. George Alogoskoufis, A.G. Malliaris, Thanasis Stengos. 2023. The scope and methodology of economic and financial asymmetries. *The Journal of Economic Asymmetries* **27**, e00297. [[Crossref](#)]
49. Yang Yang, Jiqiang Zhang, Sanpan Chen. 2023. Information effects of monetary policy announcements on oil price. *Journal of Commodity Markets* **30**, 100268. [[Crossref](#)]
50. Michael Carnegie LaBelle. 2023. Energy as a weapon of war: Lessons from 50years of energy interdependence. *Global Policy* **14**:3, 531-547. [[Crossref](#)]
51. Enrico Turco, Davide Bazzana, Massimiliano Rizzati, Emanuele Ciola, Sergio Vergalli. 2023. Energy price shocks and stabilization policies in the MATRIX model. *Energy Policy* **177**, 113567. [[Crossref](#)]
52. Adesola Ibrionke. 2023. The Volatilities of Chinese and American Trade with Africa: Which Country's Trade Volatility is the Most Influential?. *The Chinese Economy* **56**:3, 220-243. [[Crossref](#)]
53. Pham T. T. Trinh, Bui T. T. My. 2023. The impact of world oil price shocks on macroeconomic variables in Vietnam: the transmission through domestic oil price. *Asian-Pacific Economic Literature* **37**:1, 67-87. [[Crossref](#)]
54. Daniele Valenti, Andrea Bastianin, Matteo Manera. 2023. A weekly structural VAR model of the US crude oil market. *Energy Economics* **121**, 106656. [[Crossref](#)]
55. Yang Liu, Martin Blankenburg, Mei Wang. 2023. Earnings expectations of grey and green energy firms: Analysis against the background of global climate change mitigation. *Energy Economics* **121**, 106692. [[Crossref](#)]

56. Antonio Focacci. 2023. Spillovers between non-commercial traders' activity and spot prices? Analysis of the financialization mechanism in the crude oil market. *China Finance Review International* 13:2, 157-182. [[Crossref](#)]
57. Michael Gelman, Yuriy Gorodnichenko, Shachar Kariv, Dmitri Koustas, Matthew D. Shapiro, Dan Silverman, Steven Tadelis. 2023. The Response of Consumer Spending to Changes in Gasoline Prices. *American Economic Journal: Macroeconomics* 15:2, 129-160. [[Abstract](#)] [[View PDF article](#)] [[PDF with links](#)]
58. Muhammad Shahbaz, Arshian Sharif, Fateh Belaid, Xuan Vinh Vo. 2023. Long-run co-variability between oil prices and economic policy uncertainty. *International Journal of Finance & Economics* 28:2, 1308-1326. [[Crossref](#)]
59. Zidong An, Carola Binder, Xuguang Simon Sheng. 2023. Gas price expectations of Chinese households. *Energy Economics* 120, 106622. [[Crossref](#)]
60. Isiaka Akande Raifu, Sebil Olalekan Oshota. 2023. Re-examining oil price-stock market returns nexus in Nigeria using a two-stage Markov regime switching approach. *International Journal of Energy Sector Management* 17:3, 489-509. [[Crossref](#)]
61. Zhiyuan Pan, Xiao Huang, Li Liu, Juan Huang. 2023. Geopolitical uncertainty and crude oil volatility: Evidence from oil-importing and oil-exporting countries. *Finance Research Letters* 52, 103565. [[Crossref](#)]
62. Sunghwa Park, Hyunsook Kim, Janghan Kwon. 2023. The impacts of demand and supply shocks in the dry bulk shipping market. *The Asian Journal of Shipping and Logistics* 39:1, 13-22. [[Crossref](#)]
63. Peter Grajzl, Peter Murrell. 2023. A macrohistory of legal evolution and coevolution: Property, procedure, and contract in early-modern English caselaw. *International Review of Law and Economics* 73, 106113. [[Crossref](#)]
64. Tingmingke Lu. 2023. Response of new car buyers to alternative energy policies: The role of vehicle use heterogeneity. *Economic Modelling* 120, 106173. [[Crossref](#)]
65. Zhenhua Liu, Tingting Zhu, Zhaoping Duan, Shanqi Xuan, Zhihua Ding, Shan Wu. 2023. Time-varying impacts of oil price shocks on China's stock market under economic policy uncertainty. *Applied Economics* 55:9, 963-989. [[Crossref](#)]
66. Panos K. Pouliaxis, Christos Bentsos. 2023. Oil price uncertainty and the relation to tanker shipping. *International Journal of Finance & Economics* 41. . [[Crossref](#)]
67. Georgios Bampinas, Theodore Panagiotidis, Georgios Papapanagiotou. 2023. Oil shocks and investor attention. *The Quarterly Review of Economics and Finance* 87, 68-81. [[Crossref](#)]
68. Tianle Yang, Fangxing Zhou, Min Du, Qunyang Du, Shirong Zhou. 2023. Fluctuation in the global oil market, stock market volatility, and economic policy uncertainty: A study of the US and China. *The Quarterly Review of Economics and Finance* 87, 377-387. [[Crossref](#)]
69. Florian Horkey, Mihai Mutascu, Jarko Fidrmuc. 2023. Oil and renewable energy returns during pandemic. *Environmental Science and Pollution Research* 30:10, 25836-25850. [[Crossref](#)]
70. Reinhold Heinlein, Scott M. R. Mahadeo. 2023. Oil and US stock market shocks: Implications for Canadian equities. *Canadian Journal of Economics/Revue canadienne d'économie* 56:1, 247-287. [[Crossref](#)]
71. Tom W. Miller. 2023. Dynamic responses of energy prices to oil price shocks. *Managerial Finance* 49:2, 357-377. [[Crossref](#)]
72. Ahmad Al Humssi, Maria Petrovskaya, Milana Abueva. 2023. Modelling the Impact of World Oil Prices and the Mining and Quarrying Sector on the United Arab Emirates' GDP. *Mathematics* 11:1, 94. [[Crossref](#)]

73. Daniel Icaza-Alvarez, Pablo Arias Reyes, Francisco Jurado, Marcos Tostado-Véliz. 2023. Smart strategies for the penetration of 100% renewable energy for the Ecuadorian Amazon region by 2050. *Journal of Cleaner Production* **382**, 135298. [[Crossref](#)]
74. Emanuele Ciola, Enrico Turco, Andrea Gurgone, Davide Bazzana, Sergio Vergalli, Francesco Menoncin. 2023. Enter the MATRIX model: a Multi-Agent model for Transition Risks with application to energy shocks. *Journal of Economic Dynamics and Control* **146**, 104589. [[Crossref](#)]
75. Christiane Baumeister. Measuring market expectations 413-441. [[Crossref](#)]
76. Francisco Nunes de Souza Neto, Gabriella Ribeiro Ferreira, Thiago Sequinel, Glenda Biasotto, Sandra Andrea Cruz, Jessica Caroline Ferreira Gimenez, Roger Gonçalves, Carlos Henrique Scuracchio, Caio Marcio Paranhos da Silva, Emerson Rodrigues Camargo, Gustavo Villela Rodrigues, Cezar Augusto da Rosa, Luiz Fernando Gorup. Polymeric nanocomposites for automotive application 473-506. [[Crossref](#)]
77. Mahmudul Hasan, Ushna Das, Rony Kumar Datta, Mohammad Zoydul Abedin. Model Development for Predicting the Crude Oil Price: Comparative Evaluation of Ensemble and Machine Learning Methods 167-179. [[Crossref](#)]
78. Sakib Amin, Laura Marsiliani, Thomas Renström, Farhad Taghizadeh-Hesary. The Vulnerability to Oil Price Shocks of the Bangladesh Economy 879-908. [[Crossref](#)]
79. Roberto A. De Santis, Tommaso Tornese. 2023. Energy Supply Shocks' Nonlinearities on Output and Prices. *SSRN Electronic Journal* **30**. . [[Crossref](#)]
80. Benjamin Koch. 2023. Assessing the Macroeconomic Implications of the Energy Transition. *SSRN Electronic Journal* **30**. . [[Crossref](#)]
81. Fredj Jawadi, Abdoukarim Idi Cheffou, Ruijun Bu. 2023. Revisiting the Linkages between Oil Prices and Macroeconomy for the Euro Area: Does Energy Inflation Still Matter?. *SSRN Electronic Journal* **12**. . [[Crossref](#)]
82. Xin Sheng, Hardik A. Marfatia, Rangan Gupta, Qiang Ji. 2023. The non-linear response of US state-level tradable and non-tradable inflation to oil shocks: The role of oil-dependence. *Research in International Business and Finance* **64**, 101830. [[Crossref](#)]
83. Isiaka Akande Raifu, Terver Theophilus Kumeka, Onyinye Maria David-Wayas. 2023. Testing Multiple Structural Breaks in the Oil Price–Stock Price Nexus in Asian Oil-Importing Countries During the Russia-Ukraine War. *Asian Economics Letters* **4:4**. . [[Crossref](#)]
84. Yudong Wang, Xianfeng Hao. 2023. Forecasting the real prices of crude oil: What is the role of parameter instability?. *Energy Economics* **117**, 106483. [[Crossref](#)]
85. Magnus Blomkvist, Nebojsa Dimic, Milos Vulcanovic. 2023. Oil Price Uncertainty and IPOs. *The Energy Journal* **44:6**, 21-42. [[Crossref](#)]
86. Knut Nygaard, Lars Qvigstad Sørensen. 2023. Betting on War? Oil Prices, Stock Returns and Extreme Geopolitical Events. *SSRN Electronic Journal* **25**. . [[Crossref](#)]
87. Ammar Jreisat, Mustafa Raza Rabbani, Sara Omran, Somar Al-Mohamad, Walid Bakry. 2022. An examination of the banking efficiency of the BRICS countries: A perspective derived from the oil price volatility. *Cogent Economics & Finance* **10:1**. . [[Crossref](#)]
88. . Greening Europe . [[Crossref](#)]
89. John Baffes, Wee Chian Koh, Peter Nagle. The Evolution of Commodity Markets Over the Past Century 27-120. [[Crossref](#)]
90. Fangzhi Wang, Hua Liao. 2022. Unexpected economic growth and oil price shocks. *Energy Economics* **116**, 106430. [[Crossref](#)]

91. Tian Huawei. 2022. Does gross domestic product, inflation, total investment, and exchanges rate matter in natural resources commodity prices volatility. *Resources Policy* **79**, 103013. [[Crossref](#)]
92. Michele Costola, Marco Lorusso. 2022. Spillovers among energy commodities and the Russian stock market. *Journal of Commodity Markets* **28**, 100249. [[Crossref](#)]
93. Yudong Wang, Xianfeng Hao. 2022. Forecasting the real prices of crude oil: A robust weighted least squares approach. *Energy Economics* **116**, 106405. [[Crossref](#)]
94. Shu Mo, Ting Wang. 2022. Synergistic Effects of International Oil Price Fluctuations and Carbon Tax Policies on the Energy–Economy–Environment System in China. *International Journal of Environmental Research and Public Health* **19**:21, 14177. [[Crossref](#)]
95. Yang Liu, Tongshuai Qiao, Liyan Han. 2022. Does clean energy matter? Revisiting the spillovers between energy and foreign exchange markets. *Journal of Futures Markets* **42**:11, 2068–2083. [[Crossref](#)]
96. Nima Nonejad. 2022. Equity premium prediction using the price of crude oil: Uncovering the nonlinear predictive impact. *Energy Economics* **115**, 106395. [[Crossref](#)]
97. Rebeca Jiménez-Rodríguez. 2022. Oil shocks and global economy. *Energy Economics* **115**, 106373. [[Crossref](#)]
98. Sabri Boubaker, Zhenya Liu, Yifan Zhang. 2022. Forecasting oil commodity spot price in a data-rich environment. *Annals of Operations Research* **42**. . [[Crossref](#)]
99. Jackson Jinhong Mi, Xiangyan Meng, Yanhui Chen, Yicheng Wang. 2022. The Impact of the Crude Oil Price on Tankers' Port-Call Features: Mining the Information in Automatic Identification System. *Journal of Marine Science and Engineering* **10**:10, 1559. [[Crossref](#)]
100. Yifei Cai, Valérie Mignon, Jamel Saadaoui. 2022. Not all political relation shocks are alike: Assessing the impacts of US–China tensions on the oil market. *Energy Economics* **114**, 106199. [[Crossref](#)]
101. Zhaohong Li, Jianfeng Hou, Jianfeng Zhang. 2022. Spillover effect of crude oil futures market: An empirical research from emerging market. *Sustainable Energy Technologies and Assessments* **53**, 102695. [[Crossref](#)]
102. Miruna-Daniela Ivan, Chiara Banti, Neil Kellard. 2022. Prime money market funds regulation, global liquidity, and the crude oil market. *Journal of International Money and Finance* **127**, 102671. [[Crossref](#)]
103. Konstantinos Gkillas, Jeevananthan Manickavasagam, S. Visalakshmi. 2022. Effects of fundamentals, geopolitical risk and expectations factors on crude oil prices. *Resources Policy* **78**, 102887. [[Crossref](#)]
104. Puneet Vatsa, Frank G. Mixon. 2022. Energy prices and the macroeconomy: new evidence from Hodrick–Prescott and Hamilton filters. *Journal of Financial Economic Policy* **14**:5, 694–712. [[Crossref](#)]
105. Jan Ole Rypestøl, Roman Martin, Nina Kyllingstad. 2022. New regional industrial path development and innovation networks in times of economic crisis. *Industry and Innovation* **29**:7, 879–898. [[Crossref](#)]
106. Qi Zhang, Yi Hu, Jianbin Jiao, Shouyang Wang. 2022. Exploring the Trend of Commodity Prices: A Review and Bibliometric Analysis. *Sustainability* **14**:15, 9536. [[Crossref](#)]
107. Denny Irawan, Tatsuyoshi Okimoto. 2022. Conditional capital surplus and shortfall across renewable and non-renewable resource firms. *Energy Economics* **112**, 106092. [[Crossref](#)]
108. Lutz Kilian, Xiaoqing Zhou. 2022. Oil prices, gasoline prices, and inflation expectations. *Journal of Applied Econometrics* **37**:5, 867–881. [[Crossref](#)]
109. Dina Azhgaliyeva, Zhanna Kapsalyamova, Ranjeeta Mishra. 2022. Oil price shocks and green bonds: An empirical evidence. *Energy Economics* **112**, 106108. [[Crossref](#)]
110. Jean-Baptiste Bonnier. 2022. Forecasting crude oil volatility with exogenous predictors: As good as it GETS?. *Energy Economics* **111**, 106059. [[Crossref](#)]

111. Salwa Al Jabri, Mala Raghavan, Joaquin Vespignani. 2022. Oil prices and fiscal policy in an oil-exporter country: Empirical evidence from Oman. *Energy Economics* **111**, 106103. [[Crossref](#)]
112. Remzi Gök. Does Contagion Effect of Bubbles and Causality Exist Among Bitcoin, Gold, and Oil Markets? 53-75. [[Crossref](#)]
113. Jen-Yu Lee, Tien-Thinh Nguyen, Hong-Giang Nguyen, Jen-Yao Lee. 2022. Towards Predictive Crude Oil Purchase: A Case Study in the USA and Europe. *Energies* **15**:11, 4003. [[Crossref](#)]
114. Wen Zhang. 2022. China's government spending and global inflation dynamics: The role of the oil price channel. *Energy Economics* **110**, 105993. [[Crossref](#)]
115. Marek A. Dąbrowski, Monika Papież, Michał Rubaszek, Sławomir Śmiech. 2022. The role of economic development for the effect of oil market shocks on oil-exporting countries. Evidence from the interacted panel VAR model. *Energy Economics* **110**, 106017. [[Crossref](#)]
116. Helmut Herwartz, Hannes Rohloff, Shu Wang. 2022. Proxy SVAR identification of monetary policy shocks - Monte Carlo evidence and insights for the US. *Journal of Economic Dynamics and Control* **139**, 104457. [[Crossref](#)]
117. Zeyun Li, Tsung-Hsien Kuo, Wei Siao-Yun, Luu The Vinh. 2022. Role of green finance, volatility and risk in promoting the investments in Renewable Energy Resources in the post-covid-19. *Resources Policy* **76**, 102563. [[Crossref](#)]
118. Djula Borozan, Marina Lolic Cipic. 2022. Asymmetric and nonlinear oil price pass-through to economic growth in Croatia: Do oil-related policy shocks matter?. *Resources Policy* **76**, 102736. [[Crossref](#)]
119. Yi Jin, Pengxiang Zhai, Zhaobo Zhu. 2022. Oil Price Shocks and Bank Risk around the World. *The Energy Journal* **43**:1_suppl, 1-28. [[Crossref](#)]
120. Sung Eun Kim, Joonseok Yang. 2022. Gasoline in the Voter's Pocketbook: Driving Times to Work and the Electoral Implications of Gasoline Price Fluctuations. *American Politics Research* **50**:3, 312-319. [[Crossref](#)]
121. Rundong Luo, Yan Li, Zhicheng Wang, Mengjiao Sun. 2022. Co-Movement between Carbon Prices and Energy Prices in Time and Frequency Domains: A Wavelet-Based Analysis for Beijing Carbon Emission Trading System. *International Journal of Environmental Research and Public Health* **19**:9, 5217. [[Crossref](#)]
122. Marte Fodstad, Pedro Crespo del Granado, Lars Hellemo, Brage Rugstad Knudsen, Paolo Pesciella, Antti Silvast, Chiara Bordin, Sarah Schmidt, Julian Straus. 2022. Next frontiers in energy system modelling: A review on challenges and the state of the art. *Renewable and Sustainable Energy Reviews* **160**, 112246. [[Crossref](#)]
123. Franziska Schuenemann, Ruth Delzeit. 2022. Potentials, subsidies and tradeoffs of cellulosic ethanol in the European Union. *Ecological Economics* **195**, 107384. [[Crossref](#)]
124. Öznur Öztunç Kaymak, Yiğit Kaymak. 2022. Prediction of crude oil prices in COVID-19 outbreak using real data. *Chaos, Solitons & Fractals* **158**, 111990. [[Crossref](#)]
125. Christopher Severen, Arthur A. Van Benthem. 2022. Formative Experiences and the Price of Gasoline. *American Economic Journal: Applied Economics* **14**:2, 256-284. [[Abstract](#)] [[View PDF article](#)] [[PDF with links](#)]
126. David Cho, Alan B. Krueger. 2022. Rent Sharing within Firms. *Journal of Labor Economics* **40**:S1, S17-S38. [[Crossref](#)]
127. Shaoqu Xie, Zhuoxi Li, Guodian Zhu, Wenli Song, Conghua Yi. 2022. Cleaner production and downstream processing of bio-based 2,3-butanediol: A review. *Journal of Cleaner Production* **343**, 131033. [[Crossref](#)]

128. Shishir Shakya, Bingxin Li, Xiaoli Etienne. 2022. Shale revolution, oil and gas prices, and drilling activities in the United States. *Energy Economics* **108**, 105877. [[Crossref](#)]
129. Luma Ramos, Kevin P. Gallagher, Corinne Stephenson, Irene Monasterolo. 2022. Climate risk and IMF surveillance policy: a baseline analysis. *Climate Policy* **22**:3, 371-388. [[Crossref](#)]
130. Scott Alan Carson. 2022. Long-Term Daily Equity Returns Across Sectors of the Oil and Gas Industry, 2000–2019. *Journal of Industry, Competition and Trade* **22**:1, 125-143. [[Crossref](#)]
131. Carola Binder, Christos Makridis. 2022. Stuck in the Seventies: Gas Prices and Consumer Sentiment. *The Review of Economics and Statistics* **104**:2, 293-305. [[Crossref](#)]
132. Hisham Al Refai, Rami Zeitun, Mohamed Abdel-Aziz Eissa. 2022. Impact of global health crisis and oil price shocks on stock markets in the GCC. *Finance Research Letters* **45**, 102130. [[Crossref](#)]
133. Pablo Pincheira-Brown, Andrea Bentancor, Nicolás Hardy, Nabil Jarsun. 2022. Forecasting fuel prices with the Chilean exchange rate: Going beyond the commodity currency hypothesis. *Energy Economics* **106**, 105802. [[Crossref](#)]
134. Mehmet Balcilar, Ojonugwa Usman, David Roubaud. How Do Energy Market Shocks Affect Economic Activity in the US Under Changing Financial Conditions? 85-114. [[Crossref](#)]
135. Scott M. R. Mahadeo, Reinhold Heinlein, Gabriella D. Legrenzi. Tracing the Sources of Contagion in the Oil-Finance Nexus 115-143. [[Crossref](#)]
136. Sakib Amin, Laura Marsiliani, Thomas Renström, Farhad Taghizadeh-Hesary. The Vulnerability to Oil Price Shocks of the Bangladesh Economy 1-30. [[Crossref](#)]
137. Ana R. Martínez-Cañete, Elena Márquez-de-la-Cruz, Inés Pérez-Soba. 2022. Non-linear cointegration between oil and stock prices: The role of interest rates. *Research in International Business and Finance* **59**, 101513. [[Crossref](#)]
138. Peter Grajzl, Peter Murrell. 2022. A Macrohistory of Legal Evolution and Coevolution: Property, Procedure, and Contract in Pre-Industrial English Caselaw. *SSRN Electronic Journal* **30**. . [[Crossref](#)]
139. Afees A. Salisu, Juncal Cuñado, Rangan Gupta. 2022. Geopolitical risks and historical exchange rate volatility of the BRICS. *International Review of Economics & Finance* **77**, 179-190. [[Crossref](#)]
140. Emanuele Ciola, Enrico Maria Turco, Andrea Gurgone, Davide Bazzana, Sergio Vergalli, Francesco Menoncin. 2022. Charging the Macroeconomy with an Energy Sector: An Agent-based Model. *SSRN Electronic Journal* **29**. . [[Crossref](#)]
141. Helmut Herwartz, Hannes Rohloff, Shu Wang. 2022. Proxy SVAR Identification of Monetary Policy Shocks - Monte Carlo Evidence and Insights for the Us. *SSRN Electronic Journal* **21738**. . [[Crossref](#)]
142. Christina Sklibosios Nikitopoulos, Alice Thomas, Jian-Xin Wang. 2022. Liquidity provision channels and oil price volatility. *SSRN Electronic Journal* **18**. . [[Crossref](#)]
143. Yifei Cai, Valérie Mignon, Jamel Saadaoui. 2022. Not All Political Relation Shocks are Alike: Assessing the Impacts of Us-China Tensions on the Oil Market. *SSRN Electronic Journal* **87**. . [[Crossref](#)]
144. Yifei Cai, Valérie Mignon, Jamel Saadaoui. 2022. Not All Political Relation Shocks Are Alike: Assessing The Impacts of Us-China Tensions On The Oil Market. *SSRN Electronic Journal* **87**. . [[Crossref](#)]
145. Andrea Bastianin, Matteo Manera, Daniele Valenti. 2022. A Weekly Structural VAR Model of the US Crude Oil Market. *SSRN Electronic Journal* **36**. . [[Crossref](#)]
146. Zidong An, Carola Binder, Xuguang Simon Sheng. 2022. Impact of the Ukraine War on Gas Price Expectations: New Survey Evidence from Chinese Households. *SSRN Electronic Journal* **189**. . [[Crossref](#)]
147. Claire Giordano, Enrico Tosti. 2022. An assessment of Italy's energy trade balance. *SSRN Electronic Journal* **30**. . [[Crossref](#)]

148. Rajkamal Iyer, Sotirios Kokas, Alexander Michaelides, Jose-Luis Peydro. 2022. Shock Absorbers and Transmitters: The Dual Facets of Bank Specialization. *SSRN Electronic Journal* **121**. . [\[Crossref\]](#)
149. Md Lutfur Rahman, Syed Jawad Hussain Shahzad, Gazi Salah Uddin, Anupam Dutta. 2022. Comparing the Risk Spillover from Oil and Gas to Investment Grade and High-yield Bonds through Optimal Copulas. *The Energy Journal* **43**:1, 215-239. [\[Crossref\]](#)
150. Riza Demirer, Rangan Gupta, Christian Pierdzioch, Syed Jawad Hussain Shahzad. 2021. A note on oil price shocks and the forecastability of gold realized volatility. *Applied Economics Letters* **28**:21, 1889-1897. [\[Crossref\]](#)
151. Emmanuel Apergis, Nicholas Apergis. 2021. The impact of COVID-19 on economic growth: evidence from a Bayesian Panel Vector Autoregressive (BPVAR) model. *Applied Economics* **53**:58, 6739-6751. [\[Crossref\]](#)
152. W.-H. Liu. 2021. Revisiting the Samuelson hypothesis on energy futures. *Quantitative Finance* **21**:12, 2089-2101. [\[Crossref\]](#)
153. Barbara L. van Veen, J.Roland Ortt. 2021. Unifying weak signals definitions to improve construct understanding. *Futures* **134**, 102837. [\[Crossref\]](#)
154. Marek Szturo, Bogdan Włodarczyk, Ireneusz Miciuła, Karolina Szturo. 2021. The Essence of Relationships between the Crude Oil Market and Foreign Currencies Market Based on a Study of Key Currencies. *Energies* **14**:23, 7978. [\[Crossref\]](#)
155. An Cheng, Tonghui Chen, Guogang Jiang, Xinru Han. 2021. Can Major Public Health Emergencies Affect Changes in International Oil Prices?. *International Journal of Environmental Research and Public Health* **18**:24, 12955. [\[Crossref\]](#)
156. Dervis Kirikkaleli, Hasan Güngör. 2021. Co-movement of commodity price indexes and energy price index: a wavelet coherence approach. *Financial Innovation* **7**:1. . [\[Crossref\]](#)
157. Jarle Aarstad, Olav Andreas Kvitastein, Marte C. W. Solheim. 2021. External shocks and enterprises' dynamic capabilities in a time of regional distress. *Growth and Change* **52**:4, 2342-2363. [\[Crossref\]](#)
158. Nicola Comincioli, Verena Hagspiel, Peter M. Kort, Francesco Menoncin, Raffaele Miniaci, Sergio Vergalli. 2021. Mothballing in a Duopoly: Evidence from a (Shale) Oil Market. *Energy Economics* **104**, 105583. [\[Crossref\]](#)
159. Li Liu, Qianjie Geng, Yaojie Zhang, Yudong Wang. 2021. Investors' perspective on forecasting crude oil return volatility: Where do we stand today?. *Journal of Management Science and Engineering* **vol. 2**. . [\[Crossref\]](#)
160. Christian Gourieroux, Joann Jasiak, Michelle Tong. 2021. Convolution-based filtering and forecasting: An application to WTI crude oil prices. *Journal of Forecasting* **40**:7, 1230-1244. [\[Crossref\]](#)
161. Sílvia Gonçalves, Ana María Herrera, Lutz Kilian, Elena Pesavento. 2021. Impulse response analysis for structural dynamic models with nonlinear regressors. *Journal of Econometrics* **225**:1, 107-130. [\[Crossref\]](#)
162. John David Breen, Liang Hu. 2021. The predictive content of oil price and volatility: New evidence on exchange rate forecasting. *Journal of International Financial Markets, Institutions and Money* **75**, 101454. [\[Crossref\]](#)
163. Cemal Eren Arbatli, David Gomtsyan. 2021. Sectarian aid, sanctions and subnational development. *European Economic Review* **139**, 103891. [\[Crossref\]](#)
164. Alexandre Bonnet R. Costa, Pedro Cavalcanti G. Ferreira, Wagner P. Gaglianone, Osmani Teixeira C. Guillén, João Victor Issler, Yihao Lin. 2021. Machine learning and oil price point and density forecasting. *Energy Economics* **102**, 105494. [\[Crossref\]](#)
165. Anja Vinzelberg, Benjamin R. Auer. 2021. Do crude oil futures still fuel portfolio performance?. *Review of Financial Economics* **39**:4, 402-423. [\[Crossref\]](#)

166. Leyang Xue, Feier Chen, Guiyuan Fu, Qiliang Xia, Luhui Du. 2021. Stability Analysis of the World Energy Trade Structure by Multiscale Embedding. *Frontiers in Energy Research* 9. . [\[Crossref\]](#)
167. Huabing Wang, Anne Macy. 2021. Oil price forecasts and security analysts: evidence from the oil industry. *Applied Economics Letters* 28:16, 1407-1412. [\[Crossref\]](#)
168. Zeina Alsaman. 2021. Does the source of oil supply shock matter in explaining the behavior of U.S. consumer spending and sentiment?. *Empirical Economics* 61:3, 1491-1518. [\[Crossref\]](#)
169. Majed S. Almozaini. 2021. HOW THE EXCHANGE RATE REGIME AFFECTS ADJUSTMENT TO LARGE OIL PRICE SWINGS IN OIL EXPORTING COUNTRIES. *Global Economy Journal* 21:03. . [\[Crossref\]](#)
170. Anastasios G. Malliaris, Mary Malliaris. 2021. What Microeconomic Fundamentals Drove Global Oil Prices during 1986–2020?. *Journal of Risk and Financial Management* 14:8, 391. [\[Crossref\]](#)
171. Xiaojuan He, Shekhar Mishra, Ameenullah Aman, Muhammad Shahbaz, Asif Razaq, Arshian Sharif. 2021. The linkage between clean energy stocks and the fluctuations in oil price and financial stress in the US and Europe? Evidence from QARDL approach. *Resources Policy* 72, 102021. [\[Crossref\]](#)
172. Hung Xuan Do, Quan M.P. Nguyen, Rabindra Nepal, Russell Smyth. 2021. When Pep comes calling, the oil market answers: The effect of football player transfer movements on abnormal fluctuations in oil price futures. *Energy Economics* 100, 105325. [\[Crossref\]](#)
173. Chinedu Casmir Etteh, Abdulrazaq Olalekan Ibiyeye, Ftepti Benson Jelani, Adamu Abubakar Rasheed, Ogechukwu Jennifer Ette, Igwe Victor. 2021. Production of biobutanol using Clostridia Spp through novel ABE continuous fermentation of selected waste streams and industrial by-products. *Scientific African* 12, e00744. [\[Crossref\]](#)
174. Linh H. Nguyen, Linh X. D. Nguyen, Linzhi Tan. 2021. Tail risk connectedness between US industries. *International Journal of Finance & Economics* 26:3, 3624-3650. [\[Crossref\]](#)
175. Feng Guan, Usha R. Mittoo, Zhou Zhang. 2021. Investment to Cash Flow Sensitivity: Evidence from Manufacturing and Energy Sectors. *Emerging Markets Finance and Trade* 57:8, 2206-2229. [\[Crossref\]](#)
176. Supachok Thakolsri. 2021. Modeling the relationships among gold price, oil price, foreign exchange, and the stock market index in Thailand. *Investment Management and Financial Innovations* 18:2, 261-272. [\[Crossref\]](#)
177. Etsuro Shioji. 2021. Pass-through of oil supply shocks to domestic gasoline prices: evidence from daily data. *Energy Economics* 98, 105214. [\[Crossref\]](#)
178. Rongrong Li, Shuyu Li. 2021. Carbon emission post-coronavirus: Continual decline or rebound?. *Structural Change and Economic Dynamics* 57, 57-67. [\[Crossref\]](#)
179. Anver Chittangadan Sadath, Rajesh Herolli Acharya. 2021. The macroeconomic effects of increase and decrease in oil prices: evidences of asymmetric effects from India. *International Journal of Energy Sector Management* 15:3, 647-664. [\[Crossref\]](#)
180. Yang Liu, Liyan Han, Yang Xu. 2021. The impact of geopolitical uncertainty on energy volatility. *International Review of Financial Analysis* 75, 101743. [\[Crossref\]](#)
181. Erdal Atukeren, Emrah İsmail Çevik, Turhan Korkmaz. 2021. Volatility spillovers between WTI and Brent spot crude oil prices: an analysis of granger causality in variance patterns over time. *Research in International Business and Finance* 56, 101385. [\[Crossref\]](#)
182. Yaseen Elkasabi, Charles A. Mullen. 2021. Progress on Biobased Industrial Carbons as Thermochemical Biorefinery Coproducts. *Energy & Fuels* 35:7, 5627-5642. [\[Crossref\]](#)
183. Steve Crawford, Garen Markarian, Volkan Muslu, Richard Price. 2021. Oil prices, earnings, and stock returns. *Review of Accounting Studies* 26:1, 218-257. [\[Crossref\]](#)

184. Andreas Economou, Bassam Fattouh. 2021. OPEC at 60: the world with and without OPEC. *OPEC Energy Review* 45:1, 3-28. [[Crossref](#)]
185. Edward S. Knotek, Saeed Zaman. 2021. Asymmetric responses of consumer spending to energy prices: A threshold VAR approach. *Energy Economics* 95, 105127. [[Crossref](#)]
186. Ramaprasad Bhar, Anastasios G. Malliaris, Mary Malliaris. 2021. What Has Driven the U.S. Monthly Oil Production Since 2009? Empirical Results from Two Modeling Approaches. *Journal of Risk and Financial Management* 14:2, 81. [[Crossref](#)]
187. Xunpeng Shi, Yifan Shen. 2021. Macroeconomic uncertainty and natural gas prices: Revisiting the Asian Premium. *Energy Economics* 94, 105081. [[Crossref](#)]
188. Mikidadu Mohammed. 2021. The differential effects of oil price shocks on exchange rate, inflation, and monetary policy rate in Ghana. *Studies in Economics and Econometrics* 45:1, 23-41. [[Crossref](#)]
189. Gökhan Silahtaroglu, Hasan Dinçer, Serhat Yüksel. Identifying Indicators of Global Financial Crisis with Fuzzy Logic and Data Science: A Comparative Analysis Between Developing and Developed Economies 17-53. [[Crossref](#)]
190. Abdullahi D. Ahmed, Rui Huo. 2021. Volatility transmissions across international oil market, commodity futures and stock markets: Empirical evidence from China. *Energy Economics* 93, 104741. [[Crossref](#)]
191. Bernhard Dalheimer, Helmut Herwartz, Alexander Lange. 2021. The threat of oil market turmoils to food price stability in Sub-Saharan Africa. *Energy Economics* 93, 105029. [[Crossref](#)]
192. Angelo Mont'Alverne Duarte, Wagner Piazza Gaglianone, Osmani Teixeira de Carvalho Guillén, João Victor Issler. 2021. Commodity prices and global economic activity: A derived-demand approach. *Energy Economics* 30, 105120. [[Crossref](#)]
193. Cheima Gharib, Salma Mefteh-Wali, Sami Ben Jabeur. 2021. The bubble contagion effect of COVID-19 outbreak: Evidence from crude oil and gold markets. *Finance Research Letters* 38, 101703. [[Crossref](#)]
194. Renee Fry-McKibbin, Beili Zhu. 2021. How do Oil Shocks Transmit Through the US Economy? Evidence from a Large BVAR Model with Stochastic Volatility. *SSRN Electronic Journal* . [[Crossref](#)]
195. Mohammad Al-Smairan, Moayyad Shawaqfah, Fares AlMomani. 2021. Techno-Economic Investigation of an Integrated Boiler-Solar Water Heating/Cooling System: A Case Study. *Energies* 14:1, 1. [[Crossref](#)]
196. Salwa Aljabri, Mala Raghavan, Joaquin Vespignani. 2021. Oil prices and fiscal policy in an oil-exporter country: Empirical evidence from Oman. *SSRN Electronic Journal* 30. . [[Crossref](#)]
197. Salwa Aljabri, Mala Raghavan, Joaquin Vespignani. 2021. Oil Prices and Fiscal Policy in an Oil-Exporter Country: Empirical Evidence from Oman. *SSRN Electronic Journal* 30. . [[Crossref](#)]
198. Doron Nissim. 2021. Earnings Quality. *SSRN Electronic Journal* 54. . [[Crossref](#)]
199. Yusheng Huang, Yong Deng. 2020. A new crude oil price forecasting model based on variational mode decomposition. *Knowledge-Based Systems* 106669. [[Crossref](#)]
200. Honorata Nyga-Łukaszewska, Kentaka Aruga. 2020. Energy Prices and COVID-Immunity: The Case of Crude Oil and Natural Gas Prices in the US and Japan. *Energies* 13:23, 6300. [[Crossref](#)]
201. Riza Demirer, Rangan Gupta, Christian Pierdzioch, Syed Jawad Hussain Shahzad. 2020. The predictive power of oil price shocks on realized volatility of oil: A note. *Resources Policy* 69, 101856. [[Crossref](#)]
202. Ifedolapo Olabisi Olanipekun, Andrew Adewale Alola. 2020. Crude oil production in the Persian Gulf amidst geopolitical risk, cost of damage and resources rents: Is there asymmetric inference?. *Resources Policy* 69, 101873. [[Crossref](#)]

203. Michela Martinelli, Muthu Kumaran Gnanamani, Steve LeViness, Gary Jacobs, Wilson D. Shafer. 2020. An overview of Fischer-Tropsch Synthesis: XtL processes, catalysts and reactors. *Applied Catalysis A: General* **608**, 117740. [[Crossref](#)]
204. Yifei Lyu. 2020. Accounting for the declining economic effects of oil price shocks. *Energy Economics* **30**, 105015. [[Crossref](#)]
205. J. Zareei, M. Haseeb, K. Ghadamkheir, S.A. Farkhondeh, A. Yazdani, K. Ershov. 2020. The effect of hydrogen addition to compressed natural gas on performance and emissions of a DI diesel engine by a numerical study. *International Journal of Hydrogen Energy* **45**:58, 34241-34253. [[Crossref](#)]
206. Scott Alan Carson. 2020. United States oil and gas stock returns with multi-factor pricing models: 2008–2018. *The North American Journal of Economics and Finance* **54**, 101236. [[Crossref](#)]
207. Cho-Hoi Hui, Chi-Fai Lo, Chi-Hin Cheung, Andrew Wong. 2020. Crude oil price dynamics with crash risk under fundamental shocks. *The North American Journal of Economics and Finance* **54**, 101238. [[Crossref](#)]
208. Giovanni Piersanti, Mirko Piersanti, Antonio Cicone, Paolo Canofari, Marco Di Domizio. 2020. An inquiry into the structure and dynamics of crude oil price using the fast iterative filtering algorithm. *Energy Economics* **92**, 104952. [[Crossref](#)]
209. Roberto J. Ortiz. 2020. Oil-Fueled Accumulation in Late Capitalism. *Critical Historical Studies* **7**:2, 205-240. [[Crossref](#)]
210. Leonardo H.S. Fernandes, Fernando H.A. Araújo. 2020. Taxonomy of commodities assets via complexity-entropy causality plane. *Chaos, Solitons & Fractals* **137**, 109909. [[Crossref](#)]
211. Huabing Wang, Xiang Gao. 2020. Oil price dynamics and airline earnings predictability. *Journal of Air Transport Management* **87**, 101854. [[Crossref](#)]
212. Ben Gilbert, Gavin Roberts. 2020. Drill-Bit Parity: Supply-Side Links in Oil and Gas Markets. *Journal of the Association of Environmental and Resource Economists* **7**:4, 619–658. [[Crossref](#)]
213. Mostafa Mohammadi, Mohammad Ahmadi, Alireza Kazemi. 2020. Comparative study of different risk measures for robust optimization of oil production under the market uncertainty: a regret-based insight. *Computational Geosciences* **24**:3, 1409-1427. [[Crossref](#)]
214. R W. Bentley, M. Mushalik, J. Wang. 2020. The Resource-Limited Plateau in Global Conventional Oil Production: Analysis and Consequences. *Biophysical Economics and Sustainability* **5**:2. . [[Crossref](#)]
215. Daniel Raimi. 2020. The greenhouse gas effects of increased US oil and gas production. *Energy Transitions* **4**:1, 45-56. [[Crossref](#)]
216. Debasish Maitra, Saurabh Chandra, Saumya Ranjan Dash. 2020. Liner shipping industry and oil price volatility: Dynamic connectedness and portfolio diversification. *Transportation Research Part E: Logistics and Transportation Review* **138**, 101962. [[Crossref](#)]
217. Joscha Beckmann, Robert L. Czudaj, Vipin Arora. 2020. The relationship between oil prices and exchange rates: Revisiting theory and evidence. *Energy Economics* **88**, 104772. [[Crossref](#)]
218. Lanouar Charfeddine, Tony Klein, Thomas Walther. 2020. Reviewing the oil price–GDP growth relationship: A replication study. *Energy Economics* **88**, 104786. [[Crossref](#)]
219. Francesco Ravazzolo, Joaquin Vespignani. 2020. World steel production: A new monthly indicator of global real economic activity. *Canadian Journal of Economics/Revue canadienne d'économique* **53**:2, 743-766. [[Crossref](#)]
220. Anastasios Malliaris, Mary E. Malliaris. 2020. The global price of oil, QE and the US high yield rate. *Journal of Economic Studies* **47**:7, 1849-1860. [[Crossref](#)]
221. Korbinian Lang, Benjamin R. Auer. 2020. The economic and financial properties of crude oil: A review. *The North American Journal of Economics and Finance* **52**, 100914. [[Crossref](#)]

222. Mario Arturo Ruiz Estrada, Donghyun Park, Muhammad Tahir, Alam Khan. 2020. Simulations of US-Iran war and its impact on global oil price behavior. *Borsa Istanbul Review* **20**:1, 1-12. [[Crossref](#)]
223. Szilard Benk, Max Gillman. 2020. Granger predictability of oil prices after the Great Recession. *Journal of International Money and Finance* **101**, 102100. [[Crossref](#)]
224. Fernando Antonio Lucena Aiube, Bruna Carolina Fiúza Ferreira, Ariel Levy. 2020. Modelo de Fatores para Commodities e Cenários de Preços no Curto Prazo: o caso da soja. *Estudos Econômicos (São Paulo)* **50**:1, 159-182. [[Crossref](#)]
225. Ana María Herrera, Sandeep Kumar Rangaraju. 2020. The effect of oil supply shocks on US economic activity: What have we learned?. *Journal of Applied Econometrics* **35**:2, 141-159. [[Crossref](#)]
226. Malick Sy, Liuren Wu. 2020. The shale revolution and shifting crude dynamics. *Journal of Applied Econometrics* **35**:2, 160-175. [[Crossref](#)]
227. Baomin Dong, Xili Ma, Ningjing Wang, Weixian Wei. 2020. Impacts of exchange rate volatility and international oil price shock on China's regional economy: A dynamic CGE analysis. *Energy Economics* **86**, 103762. [[Crossref](#)]
228. Mala Raghavan. 2020. An analysis of the global oil market using SVARMA models. *Energy Economics* **86**, 104633. [[Crossref](#)]
229. Lanouar Charfeddine, Karim Barkat. 2020. Short- and long-run asymmetric effect of oil prices and oil and gas revenues on the real GDP and economic diversification in oil-dependent economy. *Energy Economics* **86**, 104680. [[Crossref](#)]
230. Xianfeng Hao, Yuyang Zhao, Yudong Wang. 2020. Forecasting the real prices of crude oil using robust regression models with regularization constraints. *Energy Economics* **86**, 104683. [[Crossref](#)]
231. Dominik Schröder, Johannes Thiessen, Andreas Jess, Judith Scholz. 2020. Influence of the formation of short-chain olefins by manganese/cobalt-catalyzed Fischer–Tropsch synthesis on the selectivity and effective reaction rate. *Catalysis Science & Technology* **10**:2, 475-483. [[Crossref](#)]
232. Graham Palmer, Joshua Floyd. History as a Guide to Understanding the Future of Storage 1-28. [[Crossref](#)]
233. Konstantinos Gkillas, Rangan Gupta, Mark E. Wohar. 2020. Oil shocks and volatility jumps. *Review of Quantitative Finance and Accounting* **54**:1, 247-272. [[Crossref](#)]
234. Nicole Branger, René Marian Flacke, Nikolai Gräber. 2020. Monopoly power in the oil market and the macroeconomy. *Energy Economics* **85**, 104597. [[Crossref](#)]
235. Ning Zhang, Huabo Duan, Travis R. Miller, Vivian W.Y. Tam, Gang Liu, Jian Zuo. 2020. Mitigation of carbon dioxide by accelerated sequestration in concrete debris. *Renewable and Sustainable Energy Reviews* **117**, 109495. [[Crossref](#)]
236. Cho-Hoi Hui, Chi-Fai Lo, Chi-Hin Cheung, Andrew Wong. 2020. Crude Oil Price Dynamics with Crash Risk Under Fundamental Shocks. *SSRN Electronic Journal* . [[Crossref](#)]
237. Cho-Hoi Hui, Chi-Fai Lo, Chi-Hin Cheung, Andrew Wong. 2020. Crude Oil Price Dynamics With Crash Risk Under Fundamental Shocks. *SSRN Electronic Journal* **25** . . [[Crossref](#)]
238. Hung Xuan Do, Quan M. P. Nguyen, Rabindra Nepal, Russell Smyth. 2020. When Pep Comes Calling, the Oil Market Answers: The Effect of Football Player Transfer Movements on Abnormal Fluctuations in Oil Price Futures. *SSRN Electronic Journal* **101** . . [[Crossref](#)]
239. José Manuel Bravo Caro, Antonio A. Golpe, Jesús Iglesias, José Carlos Vides. 2020. A new way of measuring the WTI – Brent spread. Globalization, shock persistence and common trends. *Energy Economics* **85**, 104546. [[Crossref](#)]

240. Ilyes Abid, Stéphane Goutte, Khaled Guesmi, Ibrahim Jamali. 2019. Transmission of shocks and contagion from U.S. to MENA equity markets: The role of oil and gas markets. *Energy Policy* **134**, 110953. [[Crossref](#)]
241. Libo Yin, Yang Wang. 2019. Forecasting the oil prices: What is the role of skewness risk?. *Physica A: Statistical Mechanics and its Applications* **534**, 120600. [[Crossref](#)]
242. Mehmet Balcilar, Zeynel Abidin Ozdemir. 2019. The volatility effect on precious metals price returns in a stochastic volatility in mean model with time-varying parameters. *Physica A: Statistical Mechanics and its Applications* **534**, 122329. [[Crossref](#)]
243. Karol Szafranek, Aleksandra Hałka. 2019. Determinants of Low Inflation in an Emerging, Small Open Economy through the Lens of Aggregated and Disaggregated Approach. *Emerging Markets Finance and Trade* **55**:13, 3094-3111. [[Crossref](#)]
244. Alfred A. Haug, Syed Abul Basher. 2019. Exchange rates of oil exporting countries and global oil price shocks: a nonlinear smooth-transition approach. *Applied Economics* **51**:48, 5282-5296. [[Crossref](#)]
245. Maryam Ahmadi, Matteo Manera, Mehdi Sadeghzadeh. 2019. The investment-uncertainty relationship in the oil and gas industry. *Resources Policy* **63**, 101439. [[Crossref](#)]
246. Yue Liu, Hao Dong, Pierre Failler. 2019. The Oil Market Reactions to OPEC's Announcements. *Energies* **12**:17, 3238. [[Crossref](#)]
247. Maria Teresa Punzi. 2019. The impact of energy price uncertainty on macroeconomic variables. *Energy Policy* **129**, 1306-1319. [[Crossref](#)]
248. Giulio Mattioli, Ian Philips, Jillian Anable, Tim Chatterton. 2019. Vulnerability to motor fuel price increases: Socio-spatial patterns in England. *Journal of Transport Geography* **78**, 98-114. [[Crossref](#)]
249. Mehmet Balcilar, Zeynel Abidin Ozdemir. 2019. The nexus between the oil price and its volatility risk in a stochastic volatility in the mean model with time-varying parameters. *Resources Policy* **61**, 572-584. [[Crossref](#)]
250. Muhammad Ali Nasir, Ahmed Abdulsalam Al-Emadi, Muhammad Shahbaz, Shawkat Hammoudeh. 2019. Importance of oil shocks and the GCC macroeconomy: A structural VAR analysis. *Resources Policy* **61**, 166-179. [[Crossref](#)]
251. Bao H. Nguyen, Tatsuyoshi Okimoto. 2019. Asymmetric reactions of the US natural gas market and economic activity. *Energy Economics* **80**, 86-99. [[Crossref](#)]
252. Scott M.R. Mahadeo, Reinhold Heinlein, Gabriella D. Legrenzi. 2019. Energy contagion analysis: A new perspective with application to a small petroleum economy. *Energy Economics* **80**, 890-903. [[Crossref](#)]
253. Gazi Salah Uddin, Md Lutfur Rahman, Axel Hedström, Ali Ahmed. 2019. Cross-quantilogram-based correlation and dependence between renewable energy stock and other asset classes. *Energy Economics* **80**, 743-759. [[Crossref](#)]
254. Conny Olovsson. 2019. Oil prices in a general equilibrium model with precautionary demand for oil. *Review of Economic Dynamics* **32**, 1-17. [[Crossref](#)]
255. Fernando Antonio Lucena Aiube, Ariel Levy. 2019. Recent movement of oil prices and future scenarios. *Nova Economia* **29**:1, 223-248. [[Crossref](#)]
256. Fenghua Wen, Feng Min, Yue-Jun Zhang, Can Yang. 2019. Crude oil price shocks, monetary policy, and China's economy. *International Journal of Finance & Economics* **24**:2, 812-827. [[Crossref](#)]
257. Zeina N. Alsalman, Mohamad B. Karaki. 2019. Oil Prices and Personal Consumption Expenditures: Does the Source of the Shock Matter?. *Oxford Bulletin of Economics and Statistics* **81**:2, 250-270. [[Crossref](#)]

258. Richard G. Newell, Brian C. Prest, Ashley B. Vissing. 2019. Trophy Hunting versus Manufacturing Energy: The Price Responsiveness of Shale Gas. *Journal of the Association of Environmental and Resource Economists* 6:2, 391-431. [[Crossref](#)]
259. Marco Raberto, Bulent Ozel, Linda Ponta, Andrea Teglio, Silvano Cincotti. 2019. From financial instability to green finance: the role of banking and credit market regulation in the Eurace model. *Journal of Evolutionary Economics* 29:1, 429-465. [[Crossref](#)]
260. Joseph P. Byrne, Marco Lorusso, Bing Xu. 2019. Oil prices, fundamentals and expectations. *Energy Economics* 79, 59-75. [[Crossref](#)]
261. Tim Jackson. 2019. The Post-growth Challenge: Secular Stagnation, Inequality and the Limits to Growth. *Ecological Economics* 156, 236-246. [[Crossref](#)]
262. Rajesh H. Acharya, Anver C. Sadath. 2019. Revisiting the relationship between oil price and macro economy: Evidence from India. *ECONOMICS AND POLICY OF ENERGY AND THE ENVIRONMENT* :1, 173-190. [[Crossref](#)]
263. Dejan Živkov, Jasmina Đurašković, Slavica Manić. 2019. How do oil price changes affect inflation in Central and Eastern European countries? A wavelet-based Markov switching approach. *Baltic Journal of Economics* 19:1, 84-104. [[Crossref](#)]
264. Lanouar Charfeddine, Karim Ben Khediri, Zouhair Mrabet. 2019. The forward premium anomaly in the energy futures markets: A time-varying approach. *Research in International Business and Finance* 47, 600-615. [[Crossref](#)]
265. Dominik Steineder, Torsten Clemens. Including Oil Price Uncertainty in Development Option Selection Taking the Project Portfolio into Account . [[Crossref](#)]
266. Mala Raghavan. 2019. An Analysis of the Global Oil Market Using SVARMA Models. *SSRN Electronic Journal* . [[Crossref](#)]
267. Lanouar Charfeddine, Tony Klein, Thomas Walther. 2019. Reviewing the Oil Price - GDP Growth Relationship: A Replication Study. *SSRN Electronic Journal* . [[Crossref](#)]
268. Robert C. Ready, Nikolai L. Roussanov, Ewelina Zurowska. 2019. Why Does Oil Matter?: Commuting and Aggregate Fluctuations. *SSRN Electronic Journal* . [[Crossref](#)]
269. Hao Dong, Yue Liu, Jiaqi Chang. 2019. The heterogeneous linkage of economic policy uncertainty and oil return risks. *Green Finance* 1:1, 46-66. [[Crossref](#)]
270. Guliyeva Aida, Rzayeva Ulviyya. The Asymmetry of the Global Changes 142-166. [[Crossref](#)]
271. Edith Ginglinger, Quentin Moreau. 2019. Climate Risk and Capital Structure. *SSRN Electronic Journal* 28. . [[Crossref](#)]
272. R. Beluhova-Uzunova, M. Shishkova, B. Ivanova. 2019. CONCEPTS AND KEY SECTORS OF THE BIOECONOMY. *Trakia Journal of Sciences* 17:Suppl.1, 227-233. [[Crossref](#)]
273. Andreas Papandreou. 2019. Stranded Assets and the Financial System. *SSRN Electronic Journal* 102. . [[Crossref](#)]
274. Richard G. Newell, Brian C. Prest. 2019. The Unconventional Oil Supply Boom: Aggregate Price Response from Microdata. *The Energy Journal* 40:3, 1-30. [[Crossref](#)]
275. Athanasia Dimitriadou, Periklis Gogas, Theophilos Papadimitriou, Vasilios Plakandaras. 2018. Oil Market Efficiency under a Machine Learning Perspective. *Forecasting* 1:1, 157-168. [[Crossref](#)]
276. Christiane Baumeister, Lutz Kilian, Xiaoqing Zhou. 2018. Is the Discretionary Income Effect of Oil Price Shocks a Hoax?. *The Energy Journal* 39:2_suppl, 117-137. [[Crossref](#)]
277. Josué M. Polanco Martínez, Luis M. Abadie, J. Fernández-Macho. 2018. A multi-resolution and multivariate analysis of the dynamic relationships between crude oil and petroleum-product prices. *Applied Energy* 228, 1550-1560. [[Crossref](#)]

278. JOCHEN H. F. GÜNTNER, KATHARINA LINSBAUER. 2018. The Effects of Oil Supply and Demand Shocks on U.S. Consumer Sentiment. *Journal of Money, Credit and Banking* **50**:7, 1617-1644. [[Crossref](#)]
279. Chenghan Hou, Bao H. Nguyen. 2018. Understanding the US natural gas market: A Markov switching VAR approach. *Energy Economics* **75**, 42-53. [[Crossref](#)]
280. Arthur Guillouzoic-Le Corff. 2018. Did oil prices trigger an innovation burst in biofuels?. *Energy Economics* **75**, 547-559. [[Crossref](#)]
281. Syed Abul Basher, Alfred A. Haug, Perry Sadorsky. 2018. The impact of oil-market shocks on stock returns in major oil-exporting countries. *Journal of International Money and Finance* **86**, 264-280. [[Crossref](#)]
282. Brian C. Prest. 2018. Explanations for the 2014 oil price decline: Supply or demand?. *Energy Economics* **74**, 63-75. [[Crossref](#)]
283. EFTHYMIOS G. PAVLIDIS, IVAN PAYA, DAVID A. PEEL. 2018. Using Market Expectations to Test for Speculative Bubbles in the Crude Oil Market. *Journal of Money, Credit and Banking* **50**:5, 833-856. [[Crossref](#)]
284. Giulio Mattioli, Zia Wadud, Karen Lucas. 2018. Vulnerability to fuel price increases in the UK: A household level analysis. *Transportation Research Part A: Policy and Practice* **113**, 227-242. [[Crossref](#)]
285. Henrik Wachtmeister, Petter Henke, Mikael Höök. 2018. Oil projections in retrospect: Revisions, accuracy and current uncertainty. *Applied Energy* **220**, 138-153. [[Crossref](#)]
286. Yew-Kwang Ng. 2018. Ten rules for public economic policy. *Economic Analysis and Policy* **58**, 32-42. [[Crossref](#)]
287. Antonello Rosato, Rosa Altilio, Rodolfo Araneo, Massimo Panella. Neural Network Approaches to Electricity Price Forecasting in Day-Ahead Markets 1-5. [[Crossref](#)]
288. Hirota SUZUKI. 2018. Deficient EMU's Tasks: As to Asymmetric Transmission Effects of An United Eurosystem's Monetary Policy. *EU Studies in Japan* **2018**:38, 116-148. [[Crossref](#)]
289. Fangzheng Cheng, Tijun Fan, Dandan Fan, Shanling Li. 2018. The prediction of oil price turning points with log-periodic power law and multi-population genetic algorithm. *Energy Economics* **72**, 341-355. [[Crossref](#)]
290. Regina Birner. Bioeconomy Concepts 17-38. [[Crossref](#)]
291. Junior T. Chiweza, Goodness C. Aye, Lanouar Charfeddine. 2018. The effects of oil price uncertainty on economic activities in South Africa. *Cogent Economics & Finance* **6**:1, 1518117. [[Crossref](#)]
292. Chenghan Hou, Bao Nguyen. 2018. Understanding the US Natural Gas Market: A Markov Switching VAR Approach. *SSRN Electronic Journal* . [[Crossref](#)]
293. Ana Maria Herrera, Sandeep Kumar Rangaraju. 2018. The Effect of Oil Supply Shocks on U.S. Economic Activity: What Have We Learned?. *SSRN Electronic Journal* . [[Crossref](#)]
294. Diego R. KKnzig. 2018. The Macroeconomic Effects of Oil Supply Shocks: New Evidence from OPEC Announcements. *SSRN Electronic Journal* . [[Crossref](#)]
295. Marc H. Vatter. 2018. OPEC and the Shale Reform. *SSRN Electronic Journal* . [[Crossref](#)]
296. Carola Binder, Christos Makridis. 2018. Stuck in the Seventies: Gas Prices and Macroeconomic Expectations. *SSRN Electronic Journal* . [[Crossref](#)]
297. Athanasia Dimitriadou, Periklis Gogas, Theophilos Papadimitriou, Vasilios Plakandaras. 2018. Oil Market Efficiency Under a Machine Learning Perspective. *SSRN Electronic Journal* . [[Crossref](#)]
298. A. (Tassos) G. Malliaris, Mary Malliaris. 2018. Modelling Oil Pricing Across Different Regimes: A Neural Network Methodology. *SSRN Electronic Journal* . [[Crossref](#)]

299. Tingmingke Lu. 2018. Response of New Car Buyers to Alternative Energy Policies: The Role of Vehicle Use Heterogeneity. *SSRN Electronic Journal* . [[Crossref](#)]
300. Anton Pak. 2018. Predicting crude oil prices: Replication of the empirical results in “What do we learn from the price of crude oil?”. *Journal of Applied Econometrics* **33**:1, 160-163. [[Crossref](#)]
301. Okan Duru, Christopher Clott, Joan P. Mileski. 2017. U.S. tanker transport: Current structure and economic analysis. *Research in Transportation Business & Management* **25**, 39-50. [[Crossref](#)]
302. Yang Zhao, Jianping Li, Lean Yu. 2017. A deep learning ensemble approach for crude oil price forecasting. *Energy Economics* **66**, 9-16. [[Crossref](#)]
303. Matthias Kehrig, Nicolas L. Ziebarth. 2017. The Effects of the Real Oil Price on Regional Wage Dispersion. *American Economic Journal: Macroeconomics* **9**:2, 115-148. [[Abstract](#)] [[View PDF article](#)] [[PDF with links](#)]
304. Andrew Jobling, Tooraj Jamasb. 2017. Price volatility and demand for oil: A comparative analysis of developed and developing countries. *Economic Analysis and Policy* **53**, 96-113. [[Crossref](#)]
305. Fei Hu, Shangmei Zhao, Tao Bing, Yiming Chang. 2017. Hierarchy in industrial structure: The cases of China and the USA. *Physica A: Statistical Mechanics and its Applications* **469**, 871-882. [[Crossref](#)]
306. Viviana Fernandez. 2017. A historical perspective of the informational content of commodity futures. *Resources Policy* **51**, 135-150. [[Crossref](#)]
307. Jamie Cross, Bao H. Nguyen. 2017. The relationship between global oil price shocks and China's output: A time-varying analysis. *Energy Economics* **62**, 79-91. [[Crossref](#)]
308. Joseph P. Byrne, Marco Lorusso, Bing Xu. 2017. Oil Prices and Informational Frictions: The Time-Varying Impact of Fundamentals and Expectations. *SSRN Electronic Journal* . [[Crossref](#)]
309. Malick O. Sy, Liuren Wu. 2017. Shale Revolution and Shifting Crude Dynamics. *SSRN Electronic Journal* . [[Crossref](#)]
310. Syed Abul Basher, Alfred A. Haug, Perry Sadorsky. 2017. The Impact of Oil-Market Shocks on Stock Returns in Major Oil-Exporting Countries: A Markov Switching Approach. *SSRN Electronic Journal* . [[Crossref](#)]
311. Nicole Branger, Renn Marian Flacke, Nikolai Grrber. 2017. Monopoly Power in the Oil Market and the Macroeconomy. *SSRN Electronic Journal* . [[Crossref](#)]
312. Matthew Klepacz. 2017. Price Setting and Volatility: Evidence from Oil Price Volatility Shocks. *SSRN Electronic Journal* . [[Crossref](#)]
313. Richard G. Newell, Brian Prest. 2017. Is the US the New Swing Producer? The Price Responsiveness of Tight Oil. *SSRN Electronic Journal* . [[Crossref](#)]
314. Steve Crawford, Garen Markarian, Volkan Muslu, Richard A. Price. 2017. Oil Prices, Earnings, and Stock Returns. *SSRN Electronic Journal* **63**. . [[Crossref](#)]
315. Lutz Kilian. 2017. The Impact of the Fracking Boom on Arab Oil Producers. *The Energy Journal* **38**:6, 137-160. [[Crossref](#)]
316. Emil D. Attanasi. 2016. Bitumen Prices and Structural Changes in North American Crude Oil Markets. *Natural Resources Research* **25**:4, 487-496. [[Crossref](#)]
317. Shinichiro Okushima. 2016. Measuring energy poverty in Japan, 2004–2013. *Energy Policy* **98**, 557-564. [[Crossref](#)]
318. Luis Abadie, José Chamorro. 2016. Revenue Risk of U.S. Tight-Oil Firms. *Energies* **9**:10, 848. [[Crossref](#)]
319. Baltasar Manzano. 2016. Oil price: Endless ability to surprise. *Nature Energy* **1**:5. . [[Crossref](#)]
320. J.H. Stock, M.W. Watson. Dynamic Factor Models, Factor-Augmented Vector Autoregressions, and Structural Vector Autoregressions in Macroeconomics 415-525. [[Crossref](#)]

321. Shinichiro Okushima. 2016. Energy Poverty in Japan after the 2000s. *SSRN Electronic Journal* . [\[Crossref\]](#)
322. Niclas Andrrn. 2016. Corporate Governance and Firm Performance: Evidence from the Oil Price Collapse of 2014-15. *SSRN Electronic Journal* . [\[Crossref\]](#)
323. Gavin Roberts, Ben Gilbert. 2016. Drill-Bit Parity: The Increasing Importance of Supply-Side Links in Oil and Gas Markets. *SSRN Electronic Journal* . [\[Crossref\]](#)
324. Christiane Baumeister, Lutz Kilian. 2016. Did the Renewable Fuel Standard Shift Market Expectations of the Price of Ethanol?. *SSRN Electronic Journal* . [\[Crossref\]](#)
325. Xuhui (Nick) Pan. 2011. Investor Beliefs and State Price Densities in the Crude Oil Market. *SSRN Electronic Journal* . [\[Crossref\]](#)
326. Matthias Kehrig, Nicolas Lehmann-Ziebarth. 2010. Energy Prices and Wage Dispersion. *SSRN Electronic Journal* . [\[Crossref\]](#)